



WEEKLY SALES SUMMARY

Unaudited

Week Ending: 1/18/2025

**Texas Lottery Commission
Fiscal Year to Date Sales Comparison
Unaudited**

Through the Week Ending: 1/18/2025 (20 Weeks)

Sales by Game	FY 2023*	FY 2024**	FY 2025	\$ Change		% Change	
				FY 2025 to FY 2023	FY 2025 to FY 2024	FY 2025 to FY 2023	FY 2025 to FY 2024
Scratch Tickets	\$ 2,595,617,690	\$ 2,513,675,934	\$ 2,531,845,885	\$ -63,771,805	\$ 18,169,951	-2.5%	0.7%
Lotto Texas	56,057,984	56,104,307	69,279,957	13,221,973	13,175,650	23.6%	23.5%
Lotto Extra	18,555,964	19,749,671	23,835,277	5,279,313	4,085,606	28.5%	20.7%
Pick 3	102,491,683	102,152,336	100,391,865	-2,099,818	-1,760,471	-2.0%	-1.7%
Pick 3 Fireball	10,166,495	10,890,137	11,746,531	1,580,037	856,395	15.5%	7.9%
Cash Five	19,722,270	20,100,267	19,002,058	-720,212	-1,098,209	-3.7%	-5.5%
Texas Two Step	24,327,369	24,199,506	25,869,479	1,542,110	1,669,973	6.3%	6.9%
Mega Millions	198,063,136	94,073,324	156,940,285	-41,122,851	62,866,961	-20.8%	66.8%
Megaplier	35,806,683	19,119,162	30,774,491	-5,032,192	11,655,329	-14.1%	61.0%
MM Just the Jackpot	669,321	300,392	464,568	-204,753	164,176	-30.6%	54.7%
Daily 4	47,874,130	48,522,274	49,201,335	1,327,205	679,061	2.8%	1.4%
Daily 4 Fireball	9,227,535	10,156,936	10,611,119	1,383,584	454,183	15.0%	4.5%
Powerball	272,821,968	241,985,918	106,888,892	-165,933,076	-135,097,026	-60.8%	-55.8%
Power Play	49,304,216	46,188,370	22,506,118	-26,798,098	-23,682,252	-54.4%	-51.3%
All or Nothing	19,915,541	20,642,935	18,854,351	-1,061,190	-1,788,584	-5.3%	-8.7%
Total	\$ 3,460,621,984	\$ 3,227,861,468	\$ 3,178,212,210	\$ -282,409,774	\$ -49,649,258	-8.2%	-1.5%

*3 extra days

**2 extra days

Texas Lottery Commission
Fiscal Year Over Year Change in Sales
Unaudited
FY 2025 Compared to FY 2024

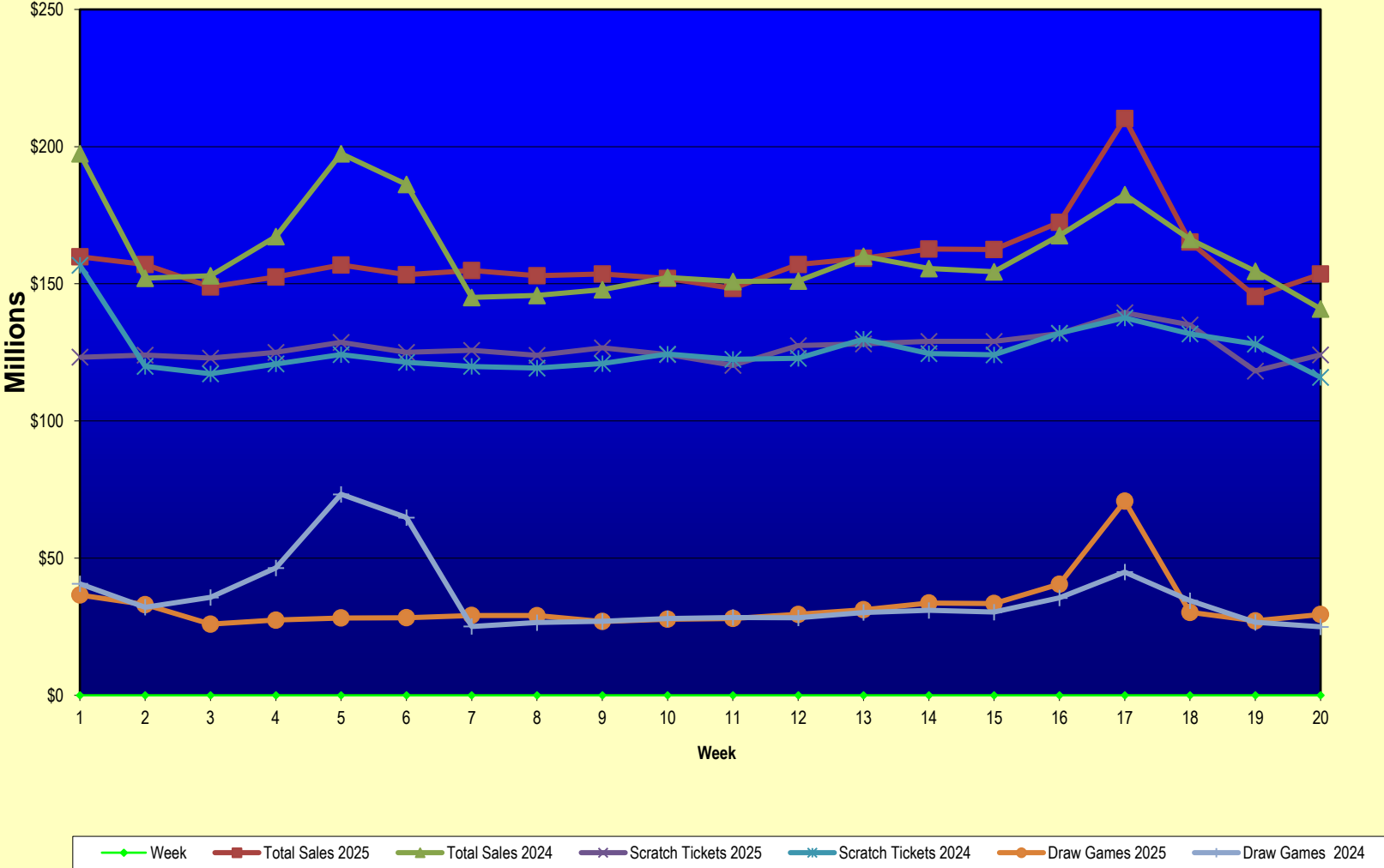
		SCRATCH TICKETS				DRAW GAMES				TOTAL SALES			
Week	FY 2025 Week Ending	FY 2025	FY 2024	Difference	% change - Cumulative Sales	FY 2025	FY 2024	Difference	% change - Cumulative Sales	FY 2025	FY 2024	Difference	% change - Cumulative Sales
0	9/2/2023*	\$0	\$38,978,519	(\$38,978,519)	-100.0%	\$0	\$10,637,832	(\$10,637,832)	-100.0%	\$0	\$49,616,351	(\$49,616,351)	-100.0%
1	9/7/2024	\$123,243,994	\$117,746,228	\$5,497,766	4.7%	\$36,580,304	\$30,027,540	\$6,552,765	21.8%	\$159,824,298	\$147,773,768	\$12,050,531	8.2%
2	9/14/2024	\$124,003,613	\$119,921,752	\$4,081,861	3.4%	\$33,053,733	\$32,110,344	\$943,390	2.9%	\$157,057,346	\$152,032,096	\$5,025,251	3.3%
3	9/21/2024	\$122,908,642	\$117,226,710	\$5,681,932	4.8%	\$25,947,843	\$35,718,110	(\$9,770,268)	-27.4%	\$148,856,485	\$152,944,820	(\$4,088,336)	-2.7%
4	9/28/2024	\$125,035,263	\$120,793,331	\$4,241,932	3.5%	\$27,430,947	\$46,419,217	(\$18,988,270)	-40.9%	\$152,466,210	\$167,212,548	(\$14,746,338)	-8.8%
5	10/5/2024	\$128,633,679	\$124,167,291	\$4,466,388	3.6%	\$28,187,321	\$73,290,479	(\$45,103,158)	-61.5%	\$156,821,000	\$197,457,770	(\$40,636,770)	-20.6%
6	10/12/2024	\$125,028,989	\$121,390,056	\$3,638,933	3.0%	\$28,286,612	\$64,809,497	(\$36,522,886)	-56.4%	\$153,315,601	\$186,199,553	(\$32,883,953)	-17.7%
7	10/19/2024	\$125,779,402	\$119,876,918	\$5,902,484	4.9%	\$29,102,741	\$25,121,369	\$3,981,372	15.8%	\$154,882,143	\$144,998,287	\$9,883,856	6.8%
8	10/26/2024	\$123,891,926	\$119,251,289	\$4,640,637	3.9%	\$29,078,529	\$26,497,085	\$2,581,444	9.7%	\$152,970,455	\$145,748,374	\$7,222,081	5.0%
9	11/2/2024	\$126,641,903	\$120,899,631	\$5,742,272	4.7%	\$26,910,117	\$26,966,850	(\$56,733)	-0.2%	\$153,552,020	\$147,866,481	\$5,685,539	3.8%
10	11/9/2024	\$124,170,230	\$124,357,490	(\$187,260)	-0.2%	\$27,752,989	\$27,951,994	(\$199,005)	-0.7%	\$151,923,219	\$152,309,484	(\$386,265)	-0.3%
11	11/16/2024	\$120,282,442	\$122,472,423	(\$2,189,981)	-1.8%	\$28,004,665	\$28,397,507	(\$392,842)	-1.4%	\$148,287,107	\$150,869,930	(\$2,582,823)	-1.7%
12	11/23/2024	\$127,481,870	\$122,802,742	\$4,679,128	3.8%	\$29,527,842	\$28,252,450	\$1,275,393	4.5%	\$157,009,712	\$151,055,192	\$5,954,521	3.9%
13	11/30/2024	\$128,114,304	\$129,836,541	(\$1,722,237)	-1.3%	\$31,208,493	\$30,176,458	\$1,032,035	3.4%	\$159,322,797	\$160,012,999	(\$690,202)	-0.4%
14	12/7/2024	\$129,005,761	\$124,603,445	\$4,402,316	3.5%	\$33,641,998	\$30,970,299	\$2,671,699	8.6%	\$162,647,759	\$155,573,744	\$7,074,015	4.5%
15	12/14/2024	\$129,032,767	\$124,125,352	\$4,907,415	4.0%	\$33,473,828	\$30,309,108	\$3,164,720	10.4%	\$162,506,595	\$154,434,460	\$8,072,135	5.2%
16	12/21/2024	\$131,834,163	\$132,017,161	(\$182,998)	-0.1%	\$40,534,870	\$35,542,727	\$4,992,143	14.0%	\$172,369,033	\$167,559,888	\$4,809,145	2.9%
17	12/28/2024	\$139,436,332	\$137,579,889	\$1,856,443	1.3%	\$70,775,883	\$44,917,574	\$25,858,309	57.6%	\$210,212,215	\$182,497,463	\$27,714,752	15.2%
18	1/4/2025	\$135,002,745	\$131,759,760	\$3,242,985	2.5%	\$30,242,143	\$34,501,857	(\$4,259,715)	-12.3%	\$165,244,888	\$166,261,617	(\$1,016,730)	-0.6%
19	1/11/2025	\$118,235,676	\$127,983,080	(\$9,747,404)	-7.6%	\$27,173,028	\$26,580,291	\$592,737	2.2%	\$145,408,704	\$154,563,371	(\$9,154,668)	-5.9%
20	1/18/2025	\$124,082,184	\$115,886,326	\$8,195,858	7.1%	\$29,452,444	\$24,986,950	\$4,465,494	17.9%	\$153,534,628	\$140,873,276	\$12,661,352	9.0%
21	1/25/2025		\$123,239,175				\$26,358,979				\$149,598,154		
22	2/1/2025		\$129,552,953				\$28,985,243				\$158,538,196		
23	2/8/2025		\$133,732,466				\$29,421,493				\$163,153,959		
24	2/15/2025		\$132,311,579				\$29,986,701				\$162,298,280		
25	2/22/2025		\$132,789,940				\$32,053,481				\$164,843,421		
26	3/1/2025		\$140,014,976				\$36,048,898				\$176,063,874		
27	3/8/2025		\$139,381,071				\$37,865,362				\$177,246,433		
28	3/15/2025		\$135,122,488				\$41,791,634				\$176,914,122		
29	3/22/2025		\$137,726,063				\$57,194,799				\$194,920,862		
30	3/29/2025		\$141,104,504				\$59,818,632				\$200,923,136		
31	4/5/2025		\$137,394,802				\$66,283,915				\$203,678,717		
32	4/12/2025		\$134,916,822				\$26,874,892				\$161,791,714		
33	4/19/2025		\$133,976,232				\$27,066,736				\$161,042,968		
34	4/26/2025		\$134,565,327				\$27,901,309				\$162,466,636		
35	5/3/2025		\$137,482,260				\$29,412,500				\$166,894,760		
36	5/10/2025		\$131,053,687				\$29,057,528				\$160,111,215		
37	5/17/2025		\$131,034,564				\$27,768,764				\$158,803,328		
38	5/24/2025		\$128,284,725				\$28,642,753				\$156,927,478		
39	5/31/2025		\$126,138,448				\$29,657,921				\$155,796,369		
40	6/7/2025		\$126,987,877				\$29,332,010				\$156,319,887		
41	6/14/2025		\$123,804,834				\$25,353,870				\$149,158,704		

Texas Lottery Commission
Fiscal Year Over Year Change in Sales
 Unaudited
 FY 2025 Compared to FY 2024

			SCRATCH TICKETS				DRAW GAMES				TOTAL SALES			
FY 2025			FY 2025	FY 2024	Difference	% change - Cumulative Sales	FY 2025	FY 2024	Difference	% change - Cumulative Sales	FY 2025	FY 2024	Difference	% change - Cumulative Sales
Week	Week	Ending												
42	6/21/2025			\$125,135,883				\$25,488,767				\$150,624,650		
43	6/28/2025			\$123,029,523				\$25,603,583				\$148,633,106		
44	7/5/2025			\$125,938,835				\$25,738,723				\$151,677,558		
45	7/12/2025			\$113,657,940				\$23,579,294				\$137,237,234		
46	7/19/2025			\$121,165,975				\$26,962,145				\$148,128,120		
47	7/26/2025			\$122,156,010				\$26,553,351				\$148,709,361		
48	8/2/2025			\$124,202,395				\$27,927,542				\$152,129,937		
49	8/9/2025			\$119,923,316				\$28,787,098				\$148,710,414		
50	8/16/2025			\$123,769,379				\$29,366,395				\$153,135,774		
51	8/23/2025			\$116,518,769				\$30,891,272				\$147,410,041		
52	8/30/2025			\$124,705,011				\$33,323,753				\$158,028,764		
	8/31/2025**			\$0				\$0				\$0		
Total thru Current Week			\$2,531,845,885	\$2,513,675,934	\$18,169,951	0.7%	\$646,366,325	\$714,185,534	(\$67,819,209)	-9.5%	\$3,178,212,210	\$3,227,861,468	(\$49,649,258)	-1.5%
Fiscal Year Total			\$2,531,845,885	\$6,644,493,763			\$646,366,325	\$1,745,284,869			\$3,178,212,210	\$8,389,778,632		

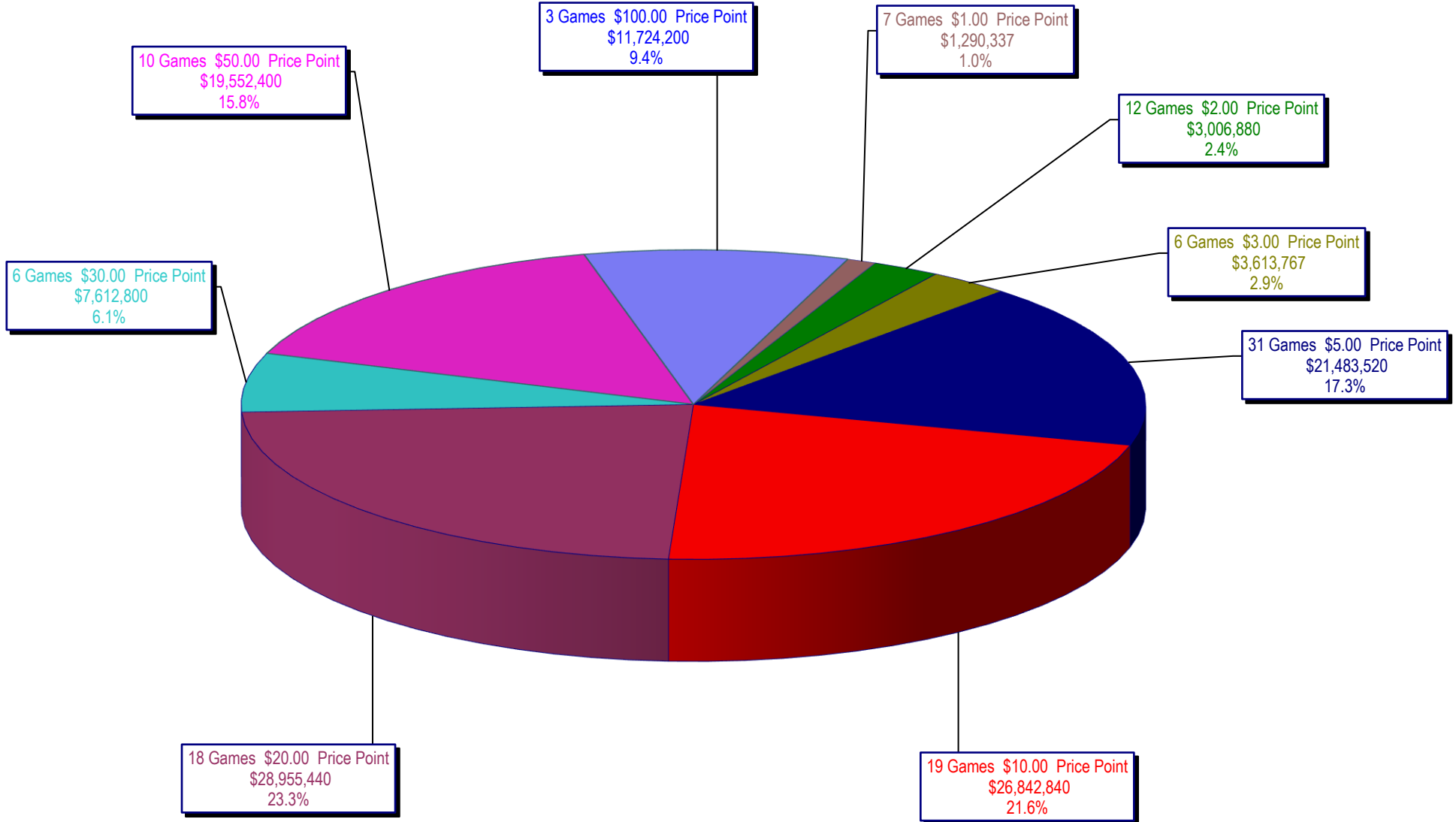
* FY 24 includes 2 days
 ** FY 25 includes 1 day

Texas Lottery Commission Fiscal Year Over Year Change in Sales

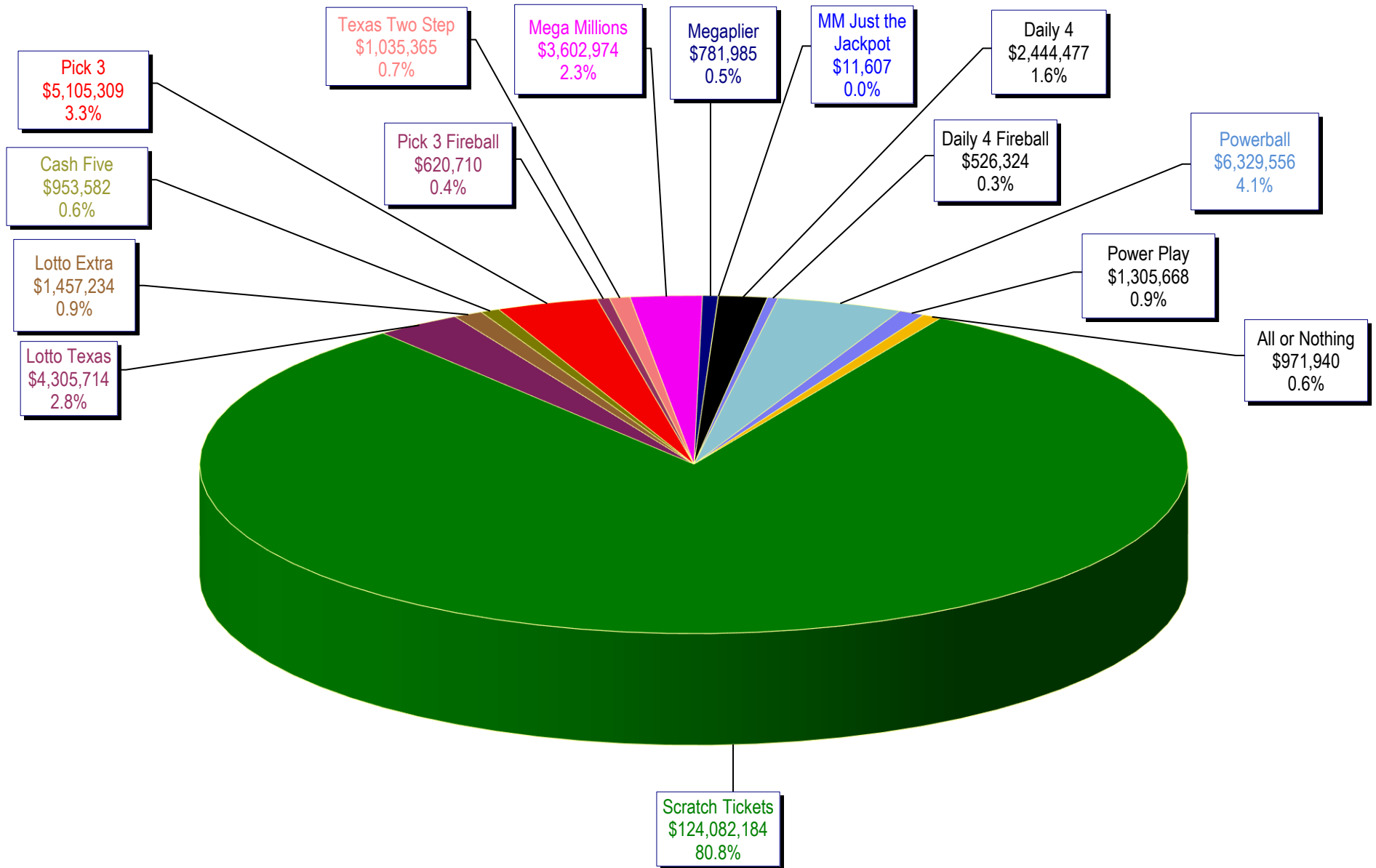


Note: Report is prepared on a Fiscal Year basis.

Texas Lottery Commission
Scratch Ticket Sales
For the Week Ending 1/18/2025
(Unaudited)



**Texas Lottery Commission
All Game Sales
For the Week Ending 1/18/2025
(Unaudited)**



Texas Lottery Commission - Weekly Sales Summary for FY 2025 (Unaudited)

Week Ended	Scratch Tickets	New Games & Dates	Lotto Texas	Jackpot			Lotto Extra	Pick 3	Pick 3 Fireball	Cash Five	Texas Two Step	Jackpot		Mega Millions	Jackpot		Megaplier	MM Just the Jackpot	Daily 4	Daily 4 Fireball	Powerball	Jackpot			Power Play	All or Nothing	Total	Per Cap.
				M	W	S						M	TH		T	F						M	W	S				
9/7/2024	123,243,994	2593 (\$1.N); 2594 (\$5.N); 2595 (\$10.N); 2596 (\$20.N) - 9/03/24	2,622,918	16	16.5	17.25	939,842	5,087,322	587,519	963,468	945,565	200	225	13,213,461	681	740	2,502,179	38,535	2,472,521	530,250	4,694,469	80	93	112	1,012,060	970,196	159,824,298	5.24
9/14/2024	124,003,613	0	2,777,413	17.5	18.25	19	980,097	5,044,316	570,781	961,544	1,001,295	325	200	9,476,468	800	20	1,832,585	26,703	2,428,425	510,441	5,314,631	121	134	152	1,133,171	995,864	157,057,346	5.15
9/21/2024	122,908,642	2597 (\$2.N); 2584 (\$5.N); 2589 (\$50.N) - 9/16/24	2,834,768	19.5	20	21	987,214	4,886,952	546,736	954,724	1,141,861	225	350	3,325,796	31	47	722,113	10,599	2,335,053	479,314	5,576,236	165	176	195	1,179,717	966,760	148,856,485	4.88
9/28/2024	125,035,263	0	2,937,551	21.5	22.25	23.25	1,028,181	5,025,245	559,848	943,541	1,529,597	525	725	3,454,190	62	77	746,763	10,071	2,413,163	499,337	6,083,626	208	223	243	1,264,456	935,379	152,466,210	5.00
10/5/2024	128,633,679	0	3,040,078	23.5	24.25	25.5	1,059,497	5,238,589	598,187	982,778	937,708	200	225	3,698,252	93	108	795,130	10,668	2,639,128	564,421	6,329,128	258	275	295	1,300,390	993,368	156,821,000	5.14
10/12/2024	125,028,989	2592 (\$5.N); 2612 (\$10.N) - 10/07/24	3,064,219	26.5	27.25	28.25	1,060,667	5,028,090	586,963	954,133	935,511	200	225	3,834,998	129	150	815,198	11,535	2,440,524	520,423	6,707,250	315	336	364	1,367,872	959,230	153,315,601	5.03
10/19/2024	125,779,402	0	3,102,844	29	29.75	30.5	1,078,464	4,856,952	559,205	941,513	1,338,019	325	500	3,888,162	169	185	822,297	11,277	2,402,478	521,455	7,199,080	388	408	437	1,449,693	931,302	154,882,143	5.08
10/26/2024	123,891,926	2601 (\$2.N); 2602 (\$5.N); 2603 (\$20.N) - 10/21/24	3,214,966	31.25	32.25	33.5	1,107,444	4,850,328	575,407	937,734	1,994,946	700	950	4,323,580	205	229	898,228	12,588	2,397,349	518,750	6,095,084	456	478	20	1,235,422	916,704	152,970,455	5.01
11/2/2024	126,641,903	0	3,385,250	34	34.75	36	1,155,190	4,943,624	587,709	954,623	1,455,981	1,225	200	4,927,020	250	281	1,002,744	14,319	2,507,503	548,702	3,679,734	28	39	54	806,345	941,374	153,552,020	5.03
11/9/2024	124,170,230	2604 (\$1.N); 2605 (\$3.N); 2606 (\$5.N); 2607 (\$10.N) - 11/04/24	3,398,576	36.25	37.5	39	1,155,137	4,975,479	597,913	954,010	1,159,891	225	350	5,578,836	303	334	1,122,494	15,966	2,471,681	537,724	3,970,136	63	75	92	873,183	941,964	151,923,219	4.98
11/16/2024	120,282,442	0	3,399,208	39.25	39.75	41.25	1,153,075	4,710,618	562,011	921,341	1,516,586	525	725	5,646,168	361	387	1,140,843	16,443	2,347,231	501,831	4,263,217	103	113	130	927,337	898,756	148,287,107	4.86
11/23/2024	127,481,870	2608 (\$5.N); 2609 (\$20.N); 2599 (\$50.N) - 11/18/24	3,524,883	42.25	43.25	44	1,202,339	5,113,876	612,602	932,218	937,019	200	225	6,353,772	420	453	1,262,483	20,271	2,604,441	572,957	4,499,048	144	155	171	974,528	917,406	157,009,712	5.15
11/30/2024	128,114,304	0	3,463,766	44.75	45	45.5	1,200,317	5,219,011	622,935	925,364	1,294,897	350	500	7,219,810	489	514	1,389,995	21,075	2,554,431	554,716	4,811,574	184	196	214	1,031,763	898,840	159,322,797	5.22
12/7/2024	129,005,761	2614 (\$2.N); 2611 (\$5.N); 2626 (\$10.N); 2556 (\$20.N) - 12/02/24	3,558,544	46.25	46.75	48.25	1,221,897	5,198,488	601,576	949,318	1,757,613	700	925	8,369,506	541	579	1,598,836	27,957	2,545,750	546,910	5,241,954	224	240	260	1,107,222	916,428	162,647,759	5.33
12/14/2024	129,032,767	0	3,865,537	48.5	49.25	50.5	1,316,769	5,080,104	593,193	947,115	880,326	200	200	10,200,960	619	695	1,942,674	31,656	2,515,509	542,230	3,800,640	20	30	45	824,524	932,592	162,506,595	5.33
12/21/2024	131,834,163	2581 (\$5.N); 2629 (\$5.N); 2616 (\$30.N) - 12/16/24	3,978,788	52.25	53.25	54.75	1,356,867	5,169,530	591,542	958,155	1,130,848	225	350	15,089,404	760	862	2,814,333	42,585	2,508,169	541,868	4,455,184	55	69	88	962,181	935,416	172,369,033	5.65
12/28/2024	139,436,332	0	4,314,485	56.25	57.25	58.5	1,482,932	4,967,579	584,511	963,415	1,690,076	525	725	37,818,546	1	1.22	7,076,212	105,177	2,430,578	530,382	6,493,422	103	117	145	1,364,495	954,074	210,212,215	6.89
1/4/2025	135,002,745	0	4,321,520	59.5	60.5	62	1,478,413	5,090,438	612,138	980,159	2,269,218	975	1,275	3,720,716	20	42	806,008	13,845	2,455,316	552,892	5,760,489	163	178	200	1,219,793	961,198	165,244,888	5.42
1/11/2025	118,235,676	2617 (\$1.N); 2618 (\$3.N); 2619 (\$5.N); 2620 (\$10.N); 2621 (\$20.N) - 1/06/25	4,168,929	63.5	65	66.75	1,413,701	4,800,020	575,048	923,323	917,157	200	225	3,197,666	62	77	701,391	11,691	2,287,613	510,197	5,584,434	220	240	263	1,166,298	915,560	145,408,704	4.77
1/18/2025	124,082,184	0	4,305,714	67.75	68.75	69.25	1,457,234	5,105,309	620,710	953,582	1,035,365	350	200	3,602,974	95	113	781,985	11,607	2,444,477	526,324	6,329,556	285	303	331	1,305,668	971,940	153,534,628	5.03
weekly change	4.9%		3.3%				3.1%	6.4%	7.9%	3.3%	12.9%		12.7%			11.5%	-0.7%	6.9%	3.2%	13.3%				11.9%	6.2%	5.6%		
	SALES		SALES				SALES	SALES	SALES	SALES	SALES		SALES	SALES	SALES	SALES	SALES	SALES	SALES	SALES	SALES	SALES	SALES	SALES	SALES	SALES	SALES	% of Sales
Calendar Year to date 2025	318,800,752		11,076,892				3,753,363	13,215,145	1,594,816	2,478,283	3,242,522		8,756,376			1,913,012	30,584	6,298,927	1,395,962	15,327,974				3,195,746	2,485,748	393,566,082	100.0%	
Fiscal Year to date 2025	2,531,845,885		69,279,957				23,835,277	100,391,865	11,746,531	19,002,058	25,869,479		156,940,285			30,774,491	464,568	49,201,335	10,611,119	106,888,892				22,506,118	18,854,351	3,178,212,210	100.0%	