



*WEEKLY SALES SUMMARY*

Unaudited

**Week Ending: 2/26/2022**

**Texas Lottery Commission  
Fiscal Year to Date Sales Comparison  
Unaudited**

Through the Week Ending: 2/26/2022 (26 weeks)

Sales by Game	FY 2020*	FY 2021**	FY 2022	\$ Change		% Change	
				FY 2022 to FY 2020	FY 2022 to FY 2021 to	FY 2022 to FY 2020	FY 2022 to FY 2021 to
Scratch Tickets	\$ 2,534,855,067	\$ 3,009,465,666	\$ 3,251,994,658	\$ 717,139,591	\$ 242,528,992	28.3%	8.1%
Lotto Texas	53,905,691	71,567,979	62,347,572	8,441,881	-9,220,407	15.7%	-12.9%
Lotto Extra	14,084,660	20,696,321	19,645,568	5,560,908	-1,050,753	39.5%	-5.1%
Pick 3	119,351,257	133,519,273	132,990,930	13,639,673	-528,343	11.4%	-0.4%
Pick 3 Fireball	8,605,298	11,346,813	12,464,928	3,859,631	1,118,116	44.9%	9.9%
Cash Five	22,549,124	24,993,866	24,496,851	1,947,727	-497,015	8.6%	-2.0%
Texas Two Step	30,934,616	30,188,549	30,922,737	-11,879	734,188	0.0%	2.4%
Mega Millions	100,840,755	199,749,100	112,748,692	11,907,937	-87,000,408	11.8%	-43.6%
Megaplier	16,903,760	32,767,087	20,465,123	3,561,363	-12,301,964	21.1%	-37.5%
MM Just the Jackpot	406,779	799,356	441,234	34,455	-358,122	8.5%	-44.8%
Daily 4	55,469,911	57,473,033	58,249,855	2,779,944	776,822	5.0%	1.4%
Daily 4 Fireball	7,518,084	9,015,201	10,876,624	3,358,540	1,861,423	44.7%	20.6%
Powerball	101,726,075	162,406,654	198,426,349	96,700,274	36,019,695	95.1%	22.2%
Power Play	17,109,723	27,362,907	35,068,465	17,958,742	7,705,558	105.0%	28.2%
All or Nothing	17,101,735	20,621,891	21,380,198	4,278,463	758,307	25.0%	3.7%
<b>Total</b>	<b>\$ 3,101,362,535</b>	<b>\$ 3,811,973,695</b>	<b>\$ 3,992,519,784</b>	<b>\$ 891,157,249</b>	<b>\$ 180,546,089</b>	<b>28.7%</b>	<b>4.7%</b>

\* 3 extra days

\*\*1 extra day

**Texas Lottery Commission**  
**Fiscal Year Over Year Change in Sales**  
**Unaudited**  
**FY 2022 Compared to FY 2021**

		SCRATCH TICKETS				DRAW GAMES				TOTAL SALES			
FY 2022		FY 2022	FY 2021	Difference	% change - Cumulative Sales	FY 2022	FY 2021	Difference	% change - Cumulative Sales	FY 2022	FY 2021	Difference	% change - Cumulative Sales
Week	Week Ending												
1	9/4/2021*	\$73,465,895	\$88,381,162	(\$14,915,267)	-16.9%	\$19,754,024	\$22,327,441	(\$2,573,417)	-11.5%	\$93,219,919	\$110,708,603	(\$17,488,684)	-15.8%
2	9/11/2021	\$117,404,128	\$115,145,117	\$2,259,011	2.0%	\$30,567,724	\$25,865,986	\$4,701,738	18.2%	\$147,971,852	\$141,011,103	\$6,960,749	4.9%
3	9/18/2021	\$121,522,543	\$117,098,316	\$4,424,227	3.8%	\$34,044,343	\$25,689,861	\$8,354,482	32.5%	\$155,566,886	\$142,788,177	\$12,778,709	8.9%
4	9/25/2021	\$121,751,048	\$113,153,550	\$8,597,498	7.6%	\$33,618,247	\$24,320,273	\$9,297,974	38.2%	\$155,369,295	\$137,473,823	\$17,895,472	13.0%
5	10/2/2021	\$127,128,919	\$114,375,276	\$12,753,643	11.2%	\$41,420,853	\$23,460,330	\$17,960,523	76.6%	\$168,549,772	\$137,835,606	\$30,714,166	22.3%
6	10/9/2021	\$121,962,687	\$114,802,883	\$7,159,804	6.2%	\$31,994,174	\$21,716,732	\$10,277,442	47.3%	\$153,956,861	\$136,519,615	\$17,437,246	12.8%
7	10/16/2021	\$121,035,307	\$113,280,669	\$7,754,638	6.8%	\$23,150,459	\$20,664,725	\$2,485,734	12.0%	\$144,185,766	\$133,945,394	\$10,240,372	7.6%
8	10/23/2021	\$121,223,866	\$111,745,204	\$9,478,662	8.5%	\$23,980,968	\$21,165,208	\$2,815,761	13.3%	\$145,204,834	\$132,910,412	\$12,294,423	9.3%
9	10/30/2021	\$121,466,419	\$111,272,152	\$10,194,267	9.2%	\$22,663,805	\$22,136,334	\$527,471	2.4%	\$144,130,224	\$133,408,486	\$10,721,738	8.0%
10	11/6/2021	\$123,385,510	\$113,620,007	\$9,765,503	8.6%	\$23,377,828	\$22,606,708	\$771,120	3.4%	\$146,763,338	\$136,226,715	\$10,536,623	7.7%
11	11/13/2021	\$124,592,327	\$109,577,081	\$15,015,246	13.7%	\$23,964,090	\$22,749,434	\$1,214,656	5.3%	\$148,556,417	\$132,326,515	\$16,229,902	12.3%
12	11/20/2021	\$129,630,920	\$114,446,332	\$15,184,588	13.3%	\$24,189,686	\$23,397,417	\$792,269	3.4%	\$153,820,606	\$137,843,749	\$15,976,857	11.6%
13	11/27/2021	\$121,428,296	\$106,113,701	\$15,314,595	14.4%	\$24,228,401	\$23,890,237	\$338,164	1.4%	\$145,656,697	\$130,003,938	\$15,652,759	12.0%
14	12/4/2021	\$128,910,581	\$111,508,837	\$17,401,744	15.6%	\$26,157,280	\$26,132,516	\$24,764	0.1%	\$155,067,861	\$137,641,353	\$17,426,508	12.7%
15	12/11/2021	\$127,275,950	\$111,156,442	\$16,119,508	14.5%	\$27,055,024	\$26,432,394	\$622,630	2.4%	\$154,330,974	\$137,588,836	\$16,742,138	12.2%
16	12/18/2021	\$130,658,440	\$112,212,350	\$18,446,090	16.4%	\$28,123,755	\$27,895,989	\$227,766	0.8%	\$158,782,195	\$140,108,339	\$18,673,856	13.3%
17	12/25/2021	\$134,332,326	\$119,456,586	\$14,875,740	12.5%	\$30,887,402	\$30,653,848	\$233,554	0.8%	\$165,219,728	\$150,110,434	\$15,109,294	10.1%
18	1/1/2022	\$143,781,256	\$127,122,270	\$16,658,986	13.1%	\$46,057,933	\$38,528,413	\$7,529,520	19.5%	\$189,839,189	\$165,650,683	\$24,188,506	14.6%
19	1/8/2022	\$134,458,569	\$133,494,933	\$963,636	0.7%	\$47,708,392	\$57,484,861	(\$9,776,469)	-17.0%	\$182,166,961	\$190,979,794	(\$8,812,833)	-4.6%
20	1/15/2022	\$130,854,390	\$127,542,833	\$3,311,557	2.6%	\$26,705,000	\$87,788,743	(\$61,083,743)	-69.6%	\$157,559,390	\$215,331,576	(\$57,772,186)	-26.8%
21	1/22/2022	\$126,399,631	\$130,328,004	(\$3,928,373)	-3.0%	\$27,056,221	\$97,504,542	(\$70,448,321)	-72.3%	\$153,455,852	\$227,832,546	(\$74,376,694)	-32.6%
22	1/29/2022	\$127,324,026	\$130,076,595	(\$2,752,569)	-2.1%	\$27,834,789	\$24,692,518	\$3,142,272	12.7%	\$155,158,815	\$154,769,113	\$389,703	0.3%
23	2/5/2022	\$126,528,959	\$136,640,103	(\$10,111,144)	-7.4%	\$23,518,047	\$24,693,211	(\$1,175,164)	-4.8%	\$150,047,006	\$161,333,314	(\$11,286,308)	-7.0%
24	2/12/2022	\$132,565,722	\$124,939,795	\$7,625,927	6.1%	\$24,590,558	\$23,636,934	\$953,624	4.0%	\$157,156,280	\$148,576,729	\$8,579,551	5.8%
25	2/19/2022	\$132,003,180	\$75,402,427	\$56,600,753	75.1%	\$23,559,425	\$13,683,523	\$9,875,902	72.2%	\$155,562,605	\$89,085,950	\$66,476,655	74.6%
26	2/26/2022	\$130,903,763	\$126,573,041	\$4,330,722	3.4%	\$24,316,703	\$23,389,855	\$926,848	4.0%	\$155,220,466	\$149,962,896	\$5,257,570	3.5%
27	3/5/2022		\$133,200,697				\$25,627,875				\$158,828,572		
28	3/12/2022		\$134,601,912				\$26,650,604				\$161,252,516		
29	3/19/2022		\$153,635,044				\$27,014,869				\$180,649,913		
30	3/26/2022		\$156,511,371				\$27,238,714				\$183,750,085		
31	4/2/2022		\$158,758,180				\$25,817,113				\$184,575,293		
32	4/9/2022		\$152,261,121				\$25,896,084				\$178,157,205		
33	4/16/2022		\$149,946,632				\$26,330,496				\$176,277,128		
34	4/23/2022		\$147,956,805				\$26,462,493				\$174,419,298		
35	4/30/2022		\$149,268,466				\$28,003,294				\$177,271,760		
36	5/7/2022		\$144,423,251				\$29,055,332				\$173,478,583		
37	5/14/2022		\$143,355,893				\$31,496,103				\$174,851,996		
38	5/21/2022		\$141,392,410				\$35,173,326				\$176,565,736		
39	5/28/2022		\$137,051,585				\$25,478,731				\$162,530,316		
40	6/4/2022		\$138,140,582				\$25,330,096				\$163,470,678		
41	6/11/2022		\$131,984,128				\$21,831,386				\$153,815,514		
42	6/18/2022		\$129,880,069				\$21,982,398				\$151,862,467		

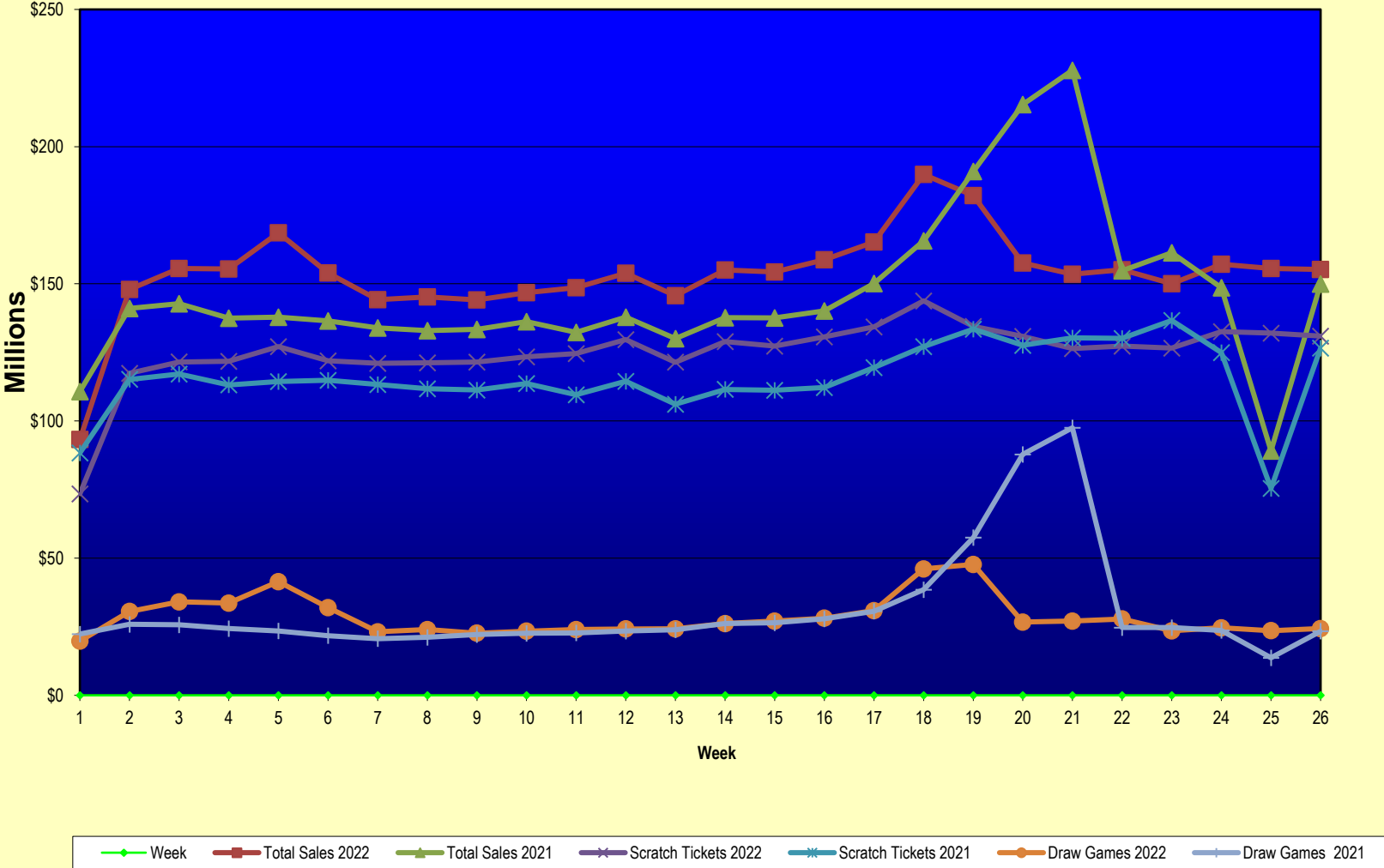
Texas Lottery Commission  
**Fiscal Year Over Year Change in Sales**  
 Unaudited  
 FY 2022 Compared to FY 2021

		SCRATCH TICKETS				DRAW GAMES				TOTAL SALES			
FY 2022		FY 2022	FY 2021	Difference	% change - Cumulative Sales	FY 2022	FY 2021	Difference	% change - Cumulative Sales	FY 2022	FY 2021	Difference	% change - Cumulative Sales
Week	Week Ending												
43	6/25/2022		\$128,432,805				\$22,386,397				\$150,819,202		
44	7/2/2022		\$134,775,705				\$23,967,723				\$158,743,428		
45	7/9/2022		\$127,718,775				\$23,105,336				\$150,824,111		
46	7/16/2022		\$127,681,286				\$23,671,929				\$151,353,215		
47	7/23/2022		\$124,610,457				\$24,186,190				\$148,796,647		
48	7/30/2022		\$126,437,509				\$25,623,636				\$152,061,145		
49	8/6/2022		\$125,100,277				\$25,280,445				\$150,380,722		
50	8/13/2022		\$121,350,965				\$25,593,011				\$146,943,976		
51	8/20/2022		\$121,080,932				\$25,800,409				\$146,881,341		
52	8/27/2022		\$118,866,934				\$28,610,926				\$147,477,860		
	8/31/2022**		\$49,085,562				\$10,105,437				\$59,190,999		
Total thru Current Week		\$3,251,994,658	\$3,009,465,666	\$242,528,992	8.1%	\$740,525,126	\$802,508,029	(\$61,982,904)	-7.7%	\$3,992,519,784	\$3,811,973,695	\$180,546,089	4.7%
Fiscal Year Total		\$3,251,994,658	\$6,616,975,019			\$740,525,126	\$1,490,228,375			\$3,992,519,784	\$8,107,203,394		

\* FY 22 includes 4 days; FY 21 includes 5 days

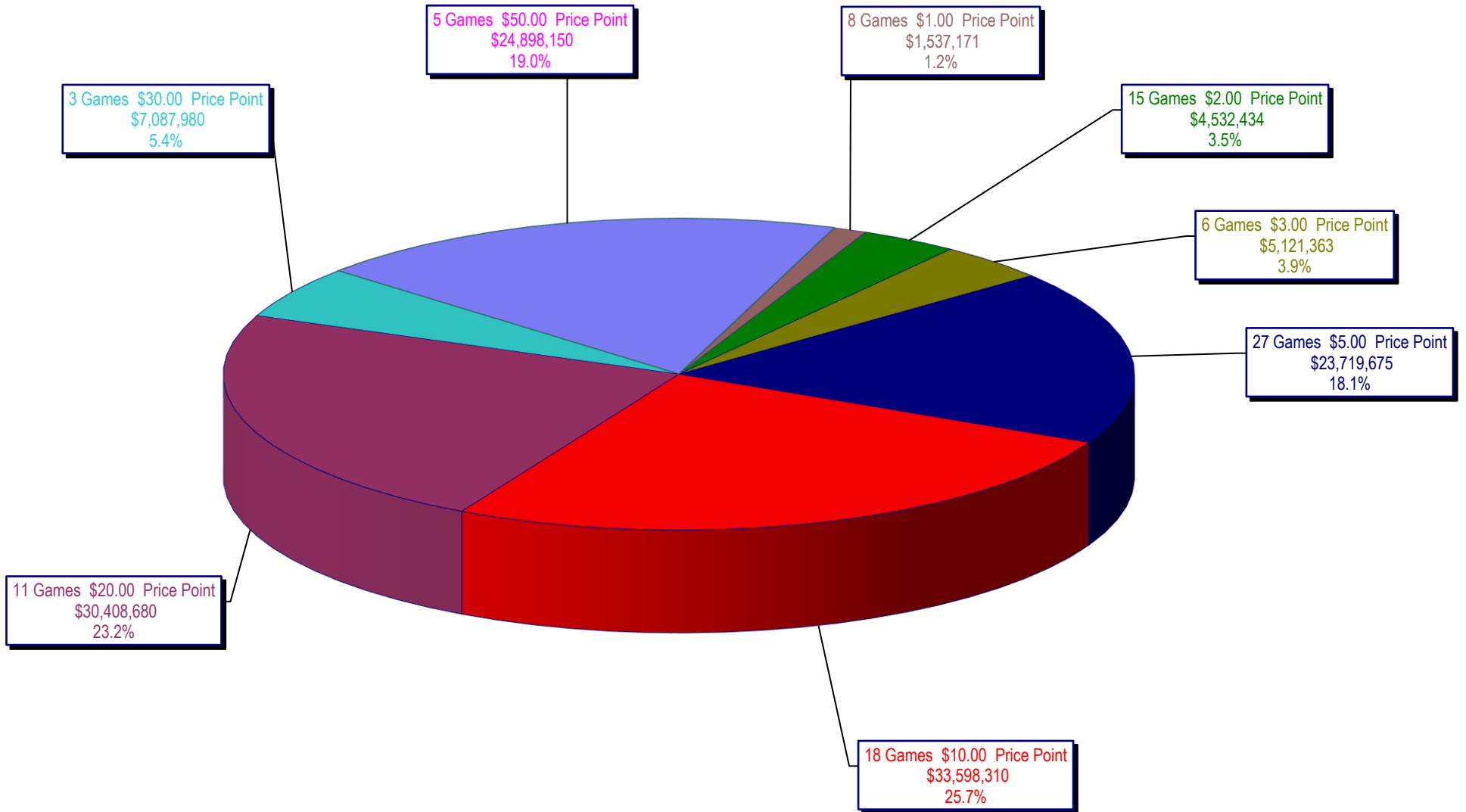
\*\* FY 22 includes 4 days; FY 21 includes 3 days

### Texas Lottery Commission Fiscal Year Over Year Change in Sales

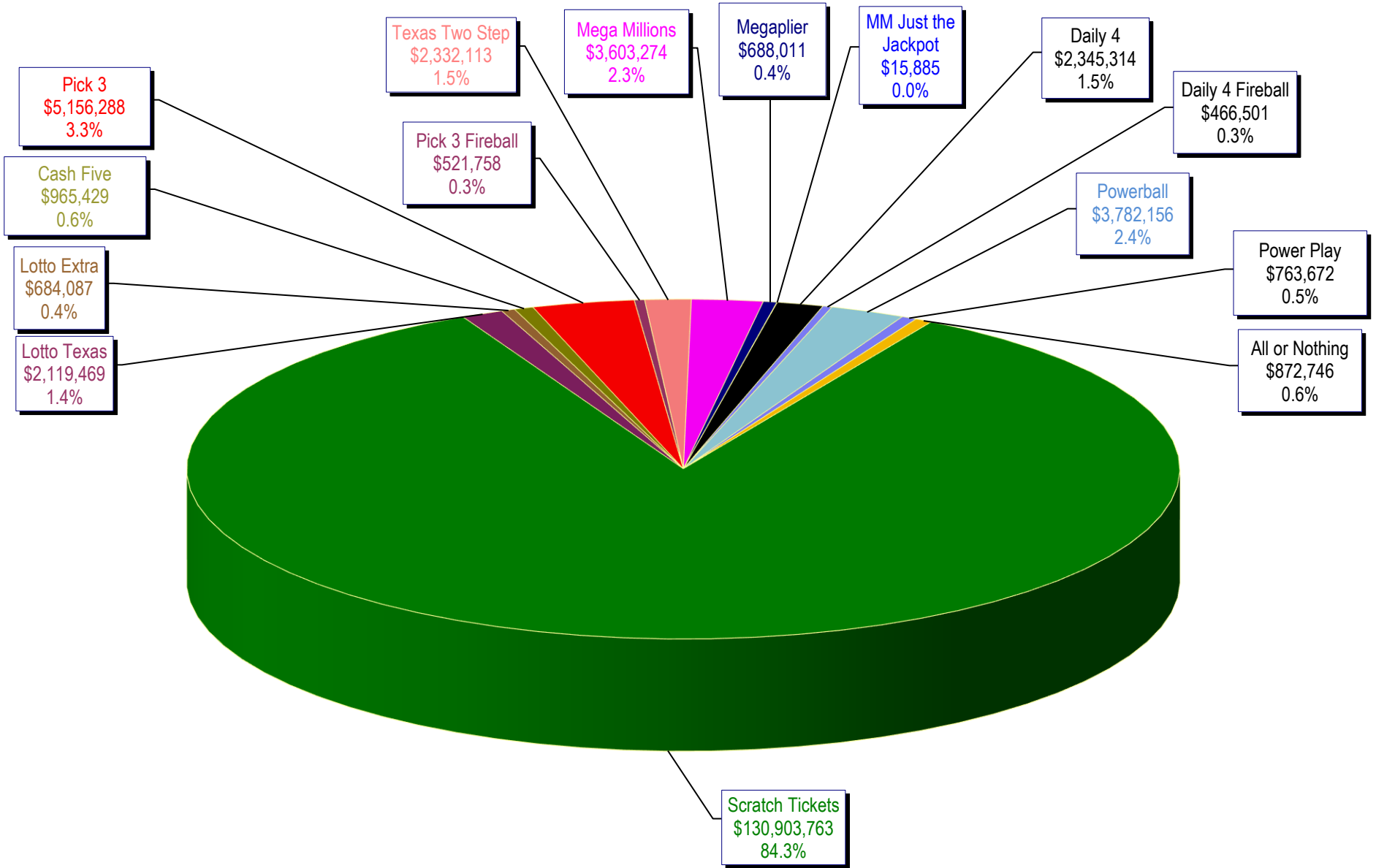


Note: Report is prepared on a Fiscal Year basis.

Texas Lottery Commission  
Scratch Ticket Sales  
For the Week Ending 2/26/2022  
(Unaudited)



Texas Lottery Commission  
All Game Sales  
For the Week Ending 2/26/2022  
(Unaudited)





Texas Lottery Commission - Weekly Sales Summary for FY 2022 (Unaudited)

Week Ended	Scratch Tickets	New Games & Dates	Lotto Texas	Jackpot			Lotto Extra	Pick 3	Pick 3 Fireball	Cash Five	Texas Two Step	Jackpot		Mega Millions	Jackpot		Megaplier	MM Just the Jackpot	Daily 4	Daily 4 Fireball	Powerball	Jackpot			Power Play	All or Nothing	Total	Per Cap.
				M	W	S						M	TH		T	F						M	W	S				
9/04/2021*	122,551,457	0	2,545,350	13.25	13.75	14.5	793,875	5,504,774	487,479	967,924	917,303	200	200	5,801,277	306	323	1,012,448	20,982	2,287,473	402,608	7,047,518	332	345	367	1,231,128	839,322	152,410,918	5.19
9/11/2021	117,404,128	2351 (\$1.N); 2352 (\$5.N); 2353 (\$10.N); 2354 (\$20.N) 09/07/2021	2,588,975	14.75	15.25	16.0	813,917	5,326,186	461,769	945,434	1,068,530	225	350	6,023,598	345	368	1,035,070	21,267	2,209,956	380,752	7,565,116	375	388	409	1,314,342	812,812	147,971,852	5.04
9/18/2021	121,522,543	0	2,867,148	16.25	16.75	17.0	889,630	5,253,330	466,681	952,821	1,589,517	525	675	6,932,804	383	405	1,163,829	25,323	2,207,513	387,515	8,964,496	416	432	457	1,531,841	811,896	155,566,886	5.30
9/25/2021	121,751,048	2355 (\$2.N); 2356 (\$10.N) 09/20/2021	2,855,413	17.5	18	18.75	885,506	5,085,184	445,038	943,820	1,269,968	950	200	5,253,062	432	20	923,281	19,479	2,135,889	364,426	10,798,775	472	490	523	1,818,847	819,560	155,369,295	5.29
10/2/2021	127,128,919	0	3,117,135	19.25	20	20.75	957,693	5,241,747	473,324	972,453	913,726	225	200	3,655,660	22	34	698,677	15,336	2,258,636	402,083	18,767,152	545	570	635	3,083,060	864,172	168,549,772	5.74
10/9/2021	121,962,687	2327 (\$3.N); 2379 (\$5.N); 2345 (\$20.N) 10/04/2021	2,335,573	5	5.25	5.5	725,359	5,235,510	476,311	965,788	1,094,254	225	350	3,600,594	45	60	679,198	16,839	2,221,288	403,702	11,443,024	685	20	31	1,946,343	850,392	153,956,861	5.24
10/16/2021	121,035,307	0	2,219,190	5.75	6	6.25	686,736	5,072,637	471,235	944,893	1,603,687	525	700	3,450,112	73	84	654,744	14,151	2,215,035	416,404	3,848,946	38	50	60	763,659	789,030	144,185,766	4.91
10/23/2021	121,223,866	2318 (\$2.N); 2342 (\$5.N); 2360 (\$5.N); 2344 (\$50.N) 10/18/2021; 2341 (\$5.N) 10/22/2021	2,194,577	6.5	6.75	7	678,396	5,005,838	468,781	938,938	2,062,303	925	1,225	3,633,956	94	108	678,107	14,133	2,226,214	462,326	4,047,814	65	73	86	788,330	781,256	145,204,834	4.95
10/30/2021	121,466,419	0	2,209,574	7.25	7.5	7.75	687,928	5,104,856	483,071	948,836	942,301	200	225	2,771,972	20	22	547,132	11,127	2,222,450	423,103	4,622,920	93	102	116	874,857	813,678	144,130,224	4.91
11/6/2021	123,385,510	2296 (\$1.N); 2361 (\$1.N); 2362 (\$3.N); 2363 (\$5.N); 2364 (\$10.N) 11/01/2021	2,289,094	8	8.25	8.5	711,717	5,188,859	481,994	958,458	1,009,534	350	200	2,824,532	26	36	557,329	11,643	2,271,135	428,925	4,914,166	123	132	146	917,962	812,480	146,763,338	5.00
11/13/2021	124,592,327	0	2,256,160	8.75	9	9.25	709,341	5,264,262	492,477	948,999	1,106,596	225	350	2,900,270	45	53	564,162	11,670	2,330,101	436,790	5,174,870	151	160	173	957,703	810,690	148,556,417	5.06
11/20/2021	129,630,920	2365 (\$2.N); 2319 (\$5.N); 2367 (\$20.N) - 11/15/2021	2,275,632	9.5	9.75	10	719,007	5,152,620	480,979	944,831	1,072,005	500	200	2,985,733	63	74	578,414	11,802	2,260,887	425,131	5,469,506	180	190	205	1,000,526	812,614	153,820,606	5.24
11/27/2021	121,428,296	0	2,315,143	10.25	10.5	10.75	733,873	5,080,475	475,740	901,730	826,530	225	200	3,038,216	83	94	582,969	12,180	2,203,736	408,793	5,818,680	213	224	243	1,058,800	771,536	145,656,697	4.96
12/4/2021	128,910,581	0	2,424,732	11	11.25	11.5	762,264	5,341,636	499,490	962,393	1,074,871	225	325	3,497,316	102	112	659,456	13,872	2,306,129	433,273	6,255,300	253	264	278	1,117,683	808,866	155,067,861	5.28
12/11/2021	127,275,950	2368 (\$5.N); 2348 (\$10.N) - 12/06/2021	2,393,662	11.75	12	12.25	753,303	5,312,512	489,077	948,758	1,399,506	475	675	3,639,196	122	135	676,627	13,716	2,343,742	442,865	6,671,809	280	291	307	1,176,730	793,522	154,330,974	5.26
12/18/2021	130,658,440	2325 (\$2.N) - 12/13/2021	2,482,012	12.5	12.75	13	784,326	5,348,219	501,639	952,783	927,190	200	225	3,864,014	148	160	710,693	14,961	2,383,879	451,431	7,550,738	320	333	353	1,324,101	827,770	158,782,195	5.41
12/25/2021	134,332,326	2370 (\$2.N); 2371 (\$5.N); 2333 (\$10.N); 2358 (\$50.N) - 12/20/2021	2,583,398	13.5	13.75	14.5	805,304	5,402,469	501,636	936,787	976,240	350	200	4,457,468	171	187	804,477	16,350	2,425,508	456,989	9,146,610	363	378	400	1,553,369	820,798	165,219,728	5.63
1/1/2022	143,781,256	0	3,054,907	14.75	15.25	16.25	974,062	5,334,260	499,340	1,003,119	1,144,524	225	325	6,515,372	201	221	1,146,055	23,649	2,390,436	447,102	19,340,444	416	441	500	3,301,587	883,078	189,839,189	6.47
1/8/2022	134,458,569	2372 (\$1.N); 2373 (\$3.N); 2374 (\$5.N); 2375 (\$10.N); 2376 (\$20.N) - 1/03/2022	2,476,871	5	5.25	5.5	798,851	5,172,993	503,883	990,527	1,075,811	500	200	6,901,130	253	278	1,202,491	27,456	2,268,367	422,369	21,414,615	540	630	20	3,520,244	932,784	182,166,961	6.20
1/15/2022	130,854,390	0	2,196,004	5.75	6	6.25	702,521	5,107,174	502,808	955,737	1,076,537	225	350	6,478,770	300	325	1,126,796	24,975	2,263,004	419,158	4,182,481	27	38	48	822,664	846,372	157,559,390	5.37
1/22/2022	126,399,631	2329 (\$2.N); 2419 (\$2.N) - 1/17/2022	2,180,868	6.5	6.75	7	698,313	4,939,272	480,505	941,764	1,434,838	500	700	6,678,880	347	376	1,131,194	26,382	2,227,928	425,710	4,224,578	53	62	76	825,369	840,620	153,455,852	5.23
1/29/2022	127,324,026	0	2,250,549	7.25	7.5	7.75	722,235	4,900,414	479,094	950,541	866,017	200	200	7,372,728	396	421	1,245,069	27,174	2,212,199	410,678	4,643,833	82	91	104	893,863	860,396	155,158,815	5.28
2/5/2022	126,528,959	0	2,324,504	8	8.25	8.5	740,763	4,968,856	481,679	944,144	844,400	225	200	2,980,621	20	22	586,342	12,669	2,222,117	420,517	5,162,000	113	123	137	979,558	849,878	150,047,006	5.11
2/12/2022	132,565,722	2357 (\$5.N); 2433 (\$10.N); 2380 (\$10.N) - 2/07/2022	2,356,602	8.75	9	9.25	752,595	5,121,998	489,692	980,831	1,102,238	225	325	3,071,760	31	42	609,297	13,719	2,249,589	415,305	5,522,624	147	158	172	1,038,452	865,856	157,156,280	5.35



