



*WEEKLY SALES SUMMARY*

Unaudited

**Week Ending: 3/25/2023**

**Texas Lottery Commission  
Fiscal Year to Date Sales Comparison  
Unaudited**

Through the Week Ending: 3/25/2023 (30 weeks)

Sales by Game	FY 2021*	FY 2022**	FY 2023	\$ Change		% Change	
				FY 2023 to FY 2021	FY 2023 to FY 2022 to	FY 2023 to FY 2021	FY 2023 to FY 2022 to
Scratch Tickets	\$ 3,587,414,690	\$ 3,806,208,433	\$ 3,813,989,631	\$ 226,574,941	\$ 7,781,198	6.3%	0.2%
Lotto Texas	80,012,387	70,871,950	92,249,588	12,237,201	21,377,638	15.3%	30.2%
Lotto Extra	23,291,467	22,402,785	30,156,890	6,865,423	7,754,105	29.5%	34.6%
Pick 3	157,640,394	154,999,419	150,075,089	-7,565,305	-4,924,330	-4.8%	-3.2%
Pick 3 Fireball	13,582,168	14,627,264	15,249,886	1,667,718	622,622	12.3%	4.3%
Cash Five	29,106,679	28,427,977	28,579,860	-526,819	151,883	-1.8%	0.5%
Texas Two Step	38,725,074	36,229,341	35,562,717	-3,162,357	-666,624	-8.2%	-1.8%
Mega Millions	214,550,599	125,311,796	237,068,816	22,518,217	111,757,020	10.5%	89.2%
Megaplier	35,606,096	22,912,881	43,545,388	7,939,292	20,632,507	22.3%	90.0%
MM Just the Jackpot	857,613	496,548	806,334	-51,279	309,786	-6.0%	62.4%
Daily 4	68,068,759	67,889,773	69,654,493	1,585,735	1,764,721	2.3%	2.6%
Daily 4 Fireball	10,864,532	12,774,923	13,560,958	2,696,426	786,035	24.8%	6.2%
Powerball	181,594,574	216,635,127	330,154,640	148,560,066	113,519,513	81.8%	52.4%
Power Play	30,873,784	38,577,866	60,679,569	29,805,785	22,101,703	96.5%	57.3%
All or Nothing	24,265,965	24,965,488	28,551,056	4,285,091	3,585,568	17.7%	14.4%
<b>Total</b>	<b>\$ 4,496,454,780</b>	<b>\$ 4,643,331,570</b>	<b>\$ 4,949,884,915</b>	<b>\$ 453,430,135</b>	<b>\$ 306,553,345</b>	<b>10.1%</b>	<b>6.6%</b>

\* 2 extra days

\*\*1 extra day

**Texas Lottery Commission**  
**Fiscal Year Over Year Change in Sales**  
**Unaudited**  
**FY 2023 Compared to FY 2022**

		SCRATCH TICKETS				DRAW GAMES				TOTAL SALES			
FY 2023		FY 2023	FY 2022	Difference	% change - Cumulative Sales	FY 2023	FY 2022	Difference	% change - Cumulative Sales	FY 2023	FY 2022	Difference	% change - Cumulative Sales
Week	Week Ending												
1	9/3/2022*	\$59,864,056	\$73,465,895	(\$13,601,839)	-18.5%	\$12,762,710	\$19,754,024	(\$6,991,314)	-35.4%	\$72,626,766	\$93,219,919	(\$20,593,153)	-22.1%
2	9/10/2022	\$120,501,630	\$117,404,128	\$3,097,502	2.6%	\$24,647,158	\$30,567,724	(\$5,920,566)	-19.4%	\$145,148,788	\$147,971,852	(\$2,823,064)	-1.9%
3	9/17/2022	\$121,755,487	\$121,522,543	\$232,944	0.2%	\$25,823,942	\$34,044,343	(\$8,220,401)	-24.1%	\$147,579,429	\$155,566,886	(\$7,987,457)	-5.1%
4	9/24/2022	\$120,099,401	\$121,751,048	(\$1,651,647)	-1.4%	\$26,359,797	\$33,618,247	(\$7,258,450)	-21.6%	\$146,459,198	\$155,369,295	(\$8,910,097)	-5.7%
5	10/1/2022	\$125,323,123	\$127,128,919	(\$1,805,796)	-1.4%	\$27,923,098	\$41,420,853	(\$13,497,755)	-32.6%	\$153,246,221	\$168,549,772	(\$15,303,551)	-9.1%
6	10/8/2022	\$127,162,182	\$121,962,687	\$5,199,495	4.3%	\$29,192,379	\$31,994,174	(\$2,801,795)	-8.8%	\$156,354,561	\$153,956,861	\$2,397,700	1.6%
7	10/15/2022	\$124,858,888	\$121,035,307	\$3,823,581	3.2%	\$32,714,985	\$23,150,459	\$9,564,526	41.3%	\$157,573,873	\$144,185,766	\$13,388,107	9.3%
8	10/22/2022	\$124,123,288	\$121,223,866	\$2,899,422	2.4%	\$30,228,913	\$23,980,968	\$6,247,945	26.1%	\$154,352,201	\$145,204,834	\$9,147,367	6.3%
9	10/29/2022	\$124,664,414	\$121,466,419	\$3,197,995	2.6%	\$51,451,925	\$22,663,805	\$28,788,120	127.0%	\$176,116,339	\$144,130,224	\$31,986,115	22.2%
10	11/5/2022	\$130,564,295	\$123,385,510	\$7,178,785	5.8%	\$130,071,730	\$23,377,828	\$106,693,902	456.4%	\$260,636,025	\$146,763,338	\$113,872,687	77.6%
11	11/12/2022	\$125,975,136	\$124,592,327	\$1,382,809	1.1%	\$79,522,011	\$23,964,090	\$55,557,921	231.8%	\$205,497,147	\$148,556,417	\$56,940,730	38.3%
12	11/19/2022	\$126,256,926	\$129,630,920	(\$3,373,994)	-2.6%	\$26,419,204	\$24,189,686	\$2,229,519	9.2%	\$152,676,130	\$153,820,606	(\$1,144,476)	-0.7%
13	11/26/2022	\$118,113,088	\$121,428,296	(\$3,315,208)	-2.7%	\$25,156,447	\$24,228,401	\$928,047	3.8%	\$143,269,535	\$145,656,697	(\$2,387,162)	-1.6%
14	12/3/2022	\$123,893,014	\$128,910,581	(\$5,017,567)	-3.9%	\$27,636,806	\$26,157,280	\$1,479,526	5.7%	\$151,529,820	\$155,067,861	(\$3,538,041)	-2.3%
15	12/10/2022	\$122,961,661	\$127,275,950	(\$4,314,289)	-3.4%	\$27,612,493	\$27,055,024	\$557,470	2.1%	\$150,574,154	\$154,330,974	(\$3,756,820)	-2.4%
16	12/17/2022	\$125,411,864	\$130,658,440	(\$5,246,576)	-4.0%	\$28,618,652	\$28,123,755	\$494,897	1.8%	\$154,030,516	\$158,782,195	(\$4,751,679)	-3.0%
17	12/24/2022	\$128,542,216	\$134,332,326	(\$5,790,110)	-4.3%	\$31,843,485	\$30,887,402	\$956,083	3.1%	\$160,385,701	\$165,219,728	(\$4,834,027)	-2.9%
18	12/31/2022	\$140,490,134	\$143,781,256	(\$3,291,122)	-2.3%	\$45,788,139	\$46,057,933	(\$269,794)	-0.6%	\$186,278,273	\$189,839,189	(\$3,560,916)	-1.9%
19	1/7/2023	\$136,749,859	\$134,458,569	\$2,291,290	1.7%	\$60,156,630	\$47,708,392	\$12,448,238	26.1%	\$196,906,489	\$182,166,961	\$14,739,528	8.1%
20	1/14/2023	\$135,623,611	\$130,854,390	\$4,769,221	3.6%	\$89,577,192	\$26,705,000	\$62,872,192	235.4%	\$225,200,803	\$157,559,390	\$67,641,413	42.9%
21	1/21/2023	\$132,683,417	\$126,399,631	\$6,283,786	5.0%	\$31,496,601	\$27,056,221	\$4,440,380	16.4%	\$164,180,018	\$153,455,852	\$10,724,166	7.0%
22	1/28/2023	\$131,666,658	\$127,324,026	\$4,342,632	3.4%	\$33,010,505	\$27,834,789	\$5,175,716	18.6%	\$164,677,163	\$155,158,815	\$9,518,348	6.1%
23	2/4/2023	\$125,434,757	\$126,528,959	(\$1,094,202)	-0.9%	\$35,485,741	\$23,518,047	\$11,967,694	50.9%	\$160,920,498	\$150,047,006	\$10,873,492	7.2%
24	2/11/2023	\$135,016,081	\$132,565,722	\$2,450,359	1.8%	\$31,105,415	\$24,590,558	\$6,514,857	26.5%	\$166,121,496	\$157,156,280	\$8,965,216	5.7%
25	2/18/2023	\$134,818,743	\$132,003,180	\$2,815,563	2.1%	\$26,655,983	\$23,559,425	\$3,096,558	13.1%	\$161,474,726	\$155,562,605	\$5,912,121	3.8%
26	2/25/2023	\$136,252,327	\$130,903,763	\$5,348,564	4.1%	\$27,961,344	\$24,316,703	\$3,644,641	15.0%	\$164,213,671	\$155,220,466	\$8,993,205	5.8%
27	3/4/2023	\$142,406,081	\$144,124,385	(\$1,718,304)	-1.2%	\$29,593,236	\$25,610,526	\$3,982,711	15.6%	\$171,999,317	\$169,734,911	\$2,264,407	1.3%
28	3/11/2023	\$138,137,807	\$139,056,015	(\$918,208)	-0.7%	\$28,554,021	\$23,673,582	\$4,880,439	20.6%	\$166,691,828	\$162,729,597	\$3,962,231	2.4%
29	3/18/2023	\$137,152,270	\$136,794,720	\$357,550	0.3%	\$28,741,934	\$23,344,648	\$5,397,287	23.1%	\$165,894,204	\$160,139,368	\$5,754,837	3.6%
30	3/25/2023	\$137,487,217	\$134,238,655	\$3,248,562	2.4%	\$29,782,813	\$23,969,257	\$5,813,557	24.3%	\$167,270,030	\$158,207,912	\$9,062,119	5.7%
31	4/1/2023		\$138,671,383				\$24,997,410				\$163,668,793		
32	4/8/2023		\$131,487,411				\$25,445,741				\$156,933,152		
33	4/15/2023		\$132,169,684				\$26,316,966				\$158,486,650		
34	4/22/2023		\$128,765,378				\$29,303,625				\$158,069,003		
35	4/29/2023		\$131,124,620				\$32,269,084				\$163,393,704		
36	5/6/2023		\$132,440,406				\$23,807,640				\$156,248,046		
37	5/13/2023		\$126,717,376				\$23,986,338				\$150,703,714		
38	5/20/2023		\$138,370,954				\$24,758,230				\$163,129,184		
39	5/27/2023		\$137,931,040				\$24,771,857				\$162,702,897		
40	6/3/2023		\$134,270,237				\$25,322,690				\$159,592,927		
41	6/10/2023		\$130,068,755				\$26,377,217				\$156,445,972		
42	6/17/2023		\$127,666,392				\$27,328,191				\$154,994,583		

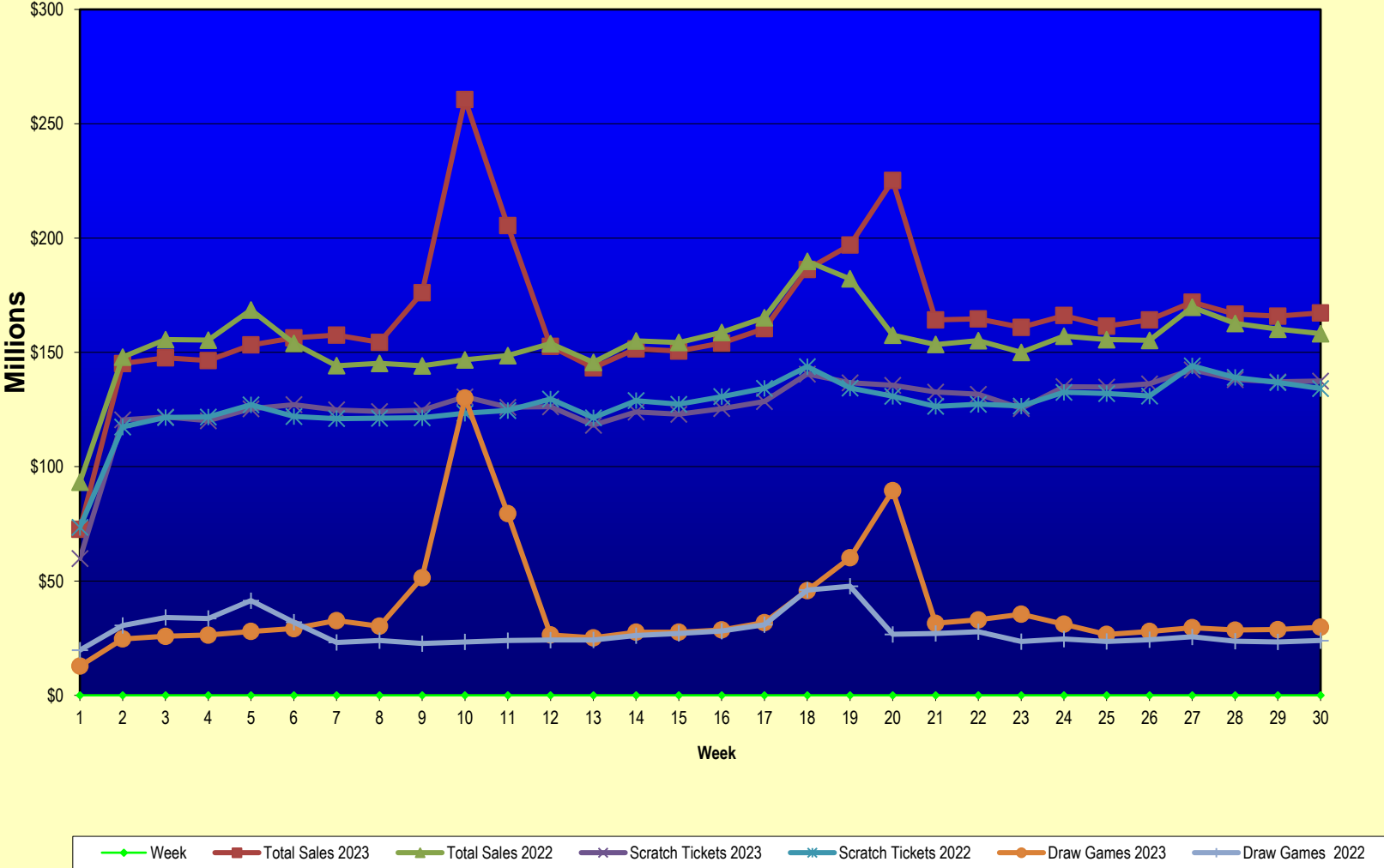
Texas Lottery Commission  
**Fiscal Year Over Year Change in Sales**  
 Unaudited  
 FY 2023 Compared to FY 2022

			SCRATCH TICKETS				DRAW GAMES				TOTAL SALES			
FY 2023														
Week	Week	Ending	FY 2023	FY 2022	Difference	% change - Cumulative Sales	FY 2023	FY 2022	Difference	% change - Cumulative Sales	FY 2023	FY 2022	Difference	% change - Cumulative Sales
43	6/24/2023			\$125,712,115				\$29,158,630				\$154,870,745		
44	7/1/2023			\$129,846,487				\$29,131,632				\$158,978,119		
45	7/8/2023			\$122,397,597				\$27,312,076				\$149,709,673		
46	7/15/2023			\$123,108,736				\$31,993,516				\$155,102,252		
47	7/22/2023			\$125,198,823				\$51,611,547				\$176,810,370		
48	7/29/2023			\$130,696,142				\$133,603,658				\$264,299,800		
49	8/5/2023			\$129,834,021				\$28,039,361				\$157,873,382		
50	8/12/2023			\$125,714,094				\$24,490,464				\$150,204,558		
51	8/19/2023			\$126,311,160				\$24,109,824				\$150,420,984		
52	8/26/2023			\$124,953,004				\$24,960,195				\$149,913,199		
	8/31/2023**			\$127,499,293				\$26,136,275				\$153,635,568		
Total thru Current Week			\$3,813,989,631	\$3,806,208,433	\$7,781,198	0.2%	\$1,135,895,284	\$837,123,137	\$298,772,147	35.7%	\$4,949,884,915	\$4,643,331,570	\$306,553,345	6.6%
Fiscal Year Total			\$3,813,989,631	\$6,787,163,541			\$1,135,895,284	\$1,582,355,301			\$4,949,884,915	\$8,369,518,842		

\* FY 23 includes 3 days; FY 22 includes 4 days

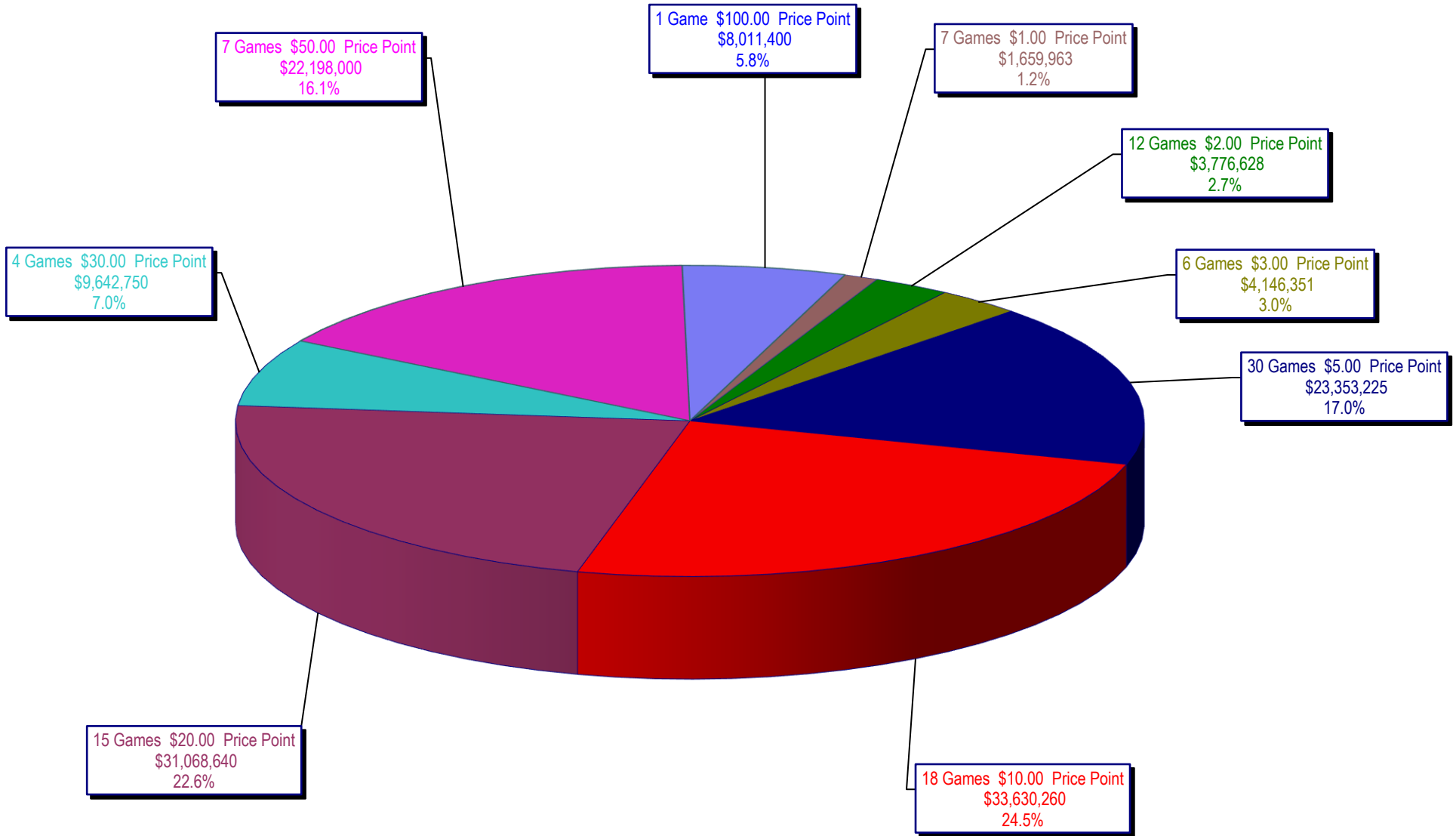
\*\* FY 23 includes 5 days; FY 22 includes 4 days

### Texas Lottery Commission Fiscal Year Over Year Change in Sales

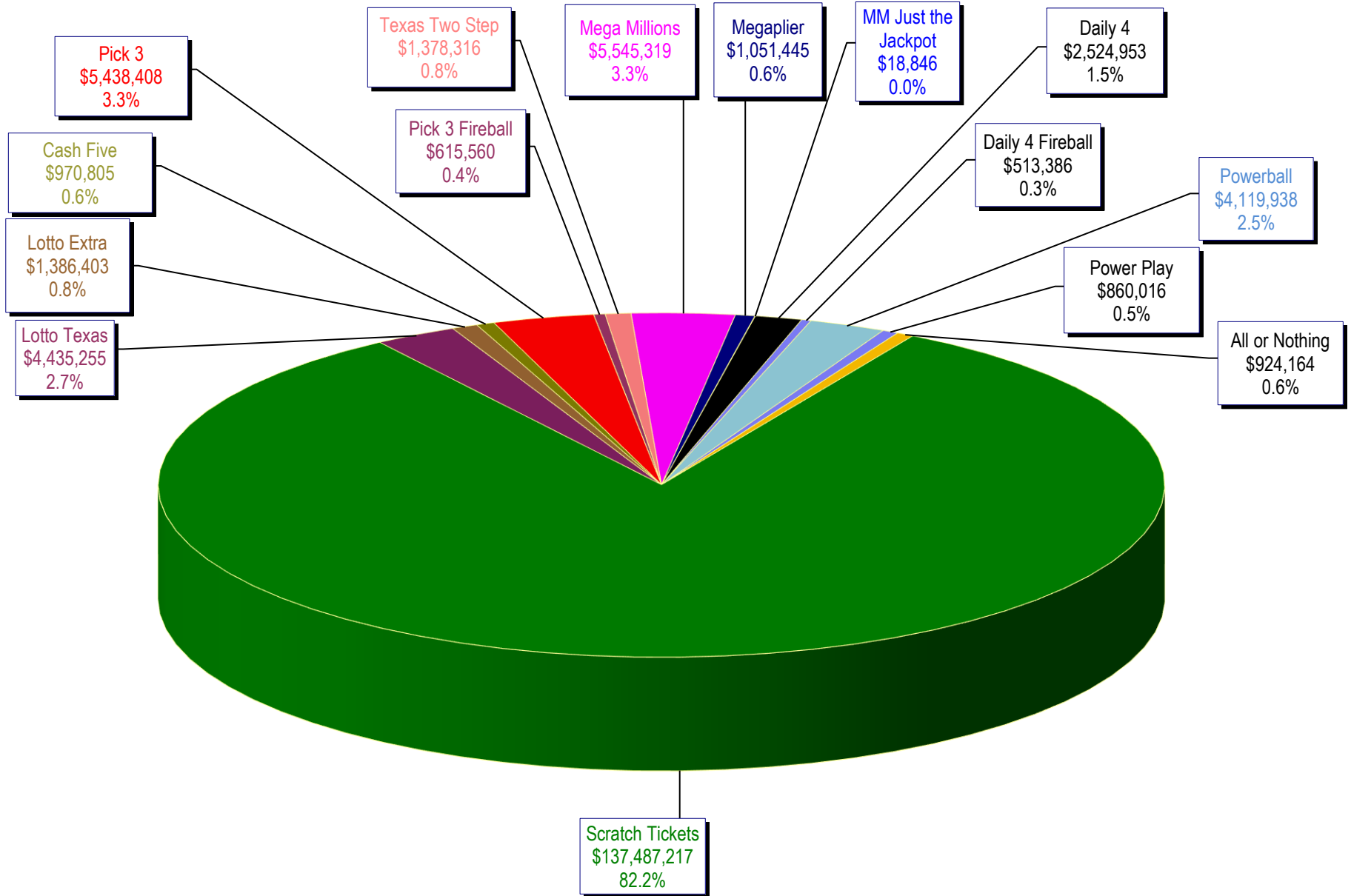


Note: Report is prepared on a Fiscal Year basis.

Texas Lottery Commission  
Scratch Ticket Sales  
For the Week Ending 3/25/2023  
(Unaudited)



**Texas Lottery Commission**  
**All Game Sales**  
**For the Week Ending 3/25/2023**  
**(Unaudited)**





Texas Lottery Commission - Weekly Sales Summary for FY 2022 (Unaudited)

Week Ended	Scratch Tickets	New Games & Dates	Lotto Texas	Jackpot			Lotto Extra	Pick 3	Pick 3 Fireball	Cash Five	Texas Two Step	Jackpot		Mega Millions	Jackpot		Megaplier	MM Just the Jackpot	Daily 4	Daily 4 Fireball	Powerball	Jackpot			Power Play	All or Nothing	Total	Per Cap.
				M	W	S						M	TH		T	F						M	W	S				
9/3/2022*	127,499,293	0	2,558,866	14	14.5	15.25	823,692	5,215,592	535,105	980,278	1,955,836	750	1,000	4,301,897	153	169	827,993	17,058	2,408,081	466,718	4,267,054	124	134	148	850,478	927,628	153,635,568	5.20
9/10/2022	120,501,630	2439 (\$1.N); 2440 (\$5.N); 2441 (\$10.N); 2442 (\$20.N) - 9/06/2022	2,547,499	16	16.5	17.25	817,596	5,010,278	503,186	929,324	903,719	200	200	4,360,980	191	210	823,405	17,496	2,254,310	434,697	4,303,954	159	170	186	841,929	898,786	145,148,788	4.92
9/17/2022	121,755,487	0	2,607,732	17.5	18.25	19	838,817	4,956,110	485,958	929,573	1,137,369	225	350	4,745,642	231	256	889,037	18,438	2,256,114	433,864	4,720,510	193	206	225	913,409	891,370	147,579,429	5.00
9/24/2022	120,099,401	2443 (\$2.N); 2434 (\$20.N) - 9/19/2022	2,059,231	5	5.25	5.5	692,529	4,825,210	469,810	923,140	1,696,556	525	725	5,161,506	277	301	960,299	20,160	2,197,930	425,403	5,067,650	238	251	270	976,168	884,206	146,459,198	4.96
10/1/2022	125,323,123	0	2,144,731	5.75	6	6.25	716,958	5,012,988	489,899	947,266	1,397,888	1,025	200	5,730,580	325	355	1,045,721	22,548	2,285,363	431,835	5,674,482	285	300	322	1,078,677	944,163	153,246,221	5.19
10/8/2022	127,162,182	2444 (\$5.N); 2422 (\$10.N) - 10/03/2022	2,199,468	6.5	6.75	7	733,492	4,992,034	478,304	966,733	1,160,029	225	350	6,434,630	380	410	1,155,663	25,683	2,278,134	428,641	6,234,116	336	353	378	1,171,879	933,574	156,354,561	5.30
10/15/2022	124,858,888	0	2,279,545	7.25	7.5	7.75	755,585	4,945,639	471,474	939,288	1,496,669	525	725	7,678,592	445	494	1,361,924	27,684	2,228,079	429,530	7,757,992	401	420	454	1,428,227	914,758	157,573,873	5.34
10/22/2022	124,123,288	2446 (\$2.N); 2431 (\$3.N); 2447 (\$5.N) - 10/17/2022	2,273,268	8	8.25	8.5	755,071	4,787,884	458,235	928,657	933,002	200	225	3,269,518	20	30	658,301	12,975	2,217,685	422,965	10,646,186	480	508	580	1,945,021	920,146	154,352,201	5.23
10/29/2022	124,664,414	0	2,559,733	8.75	9	9.5	873,388	4,793,301	473,837	947,392	1,285,567	350	500	4,332,761	45	64	856,434	17,364	2,237,757	434,676	26,982,026	625	700	825	4,717,208	940,482	176,116,339	5.96
11/5/2022	130,564,295	0	3,315,379	10	10.5	11.5	1,155,107	5,042,982	511,750	1,021,639	1,045,738	200	225	6,935,070	87	119	1,364,283	31,791	2,346,529	455,411	90,241,434	1	1.2	1.6	15,390,704	1,213,914	260,636,025	8.83
11/12/2022	125,975,136	2449 (\$1.N); 2450 (\$3.N); 2451 (\$5.N); 2452 (\$10.N) - 11/07/2022	2,969,620	12.25	13.25	14	1,016,241	5,006,242	499,786	996,455	1,379,888	375	550	6,517,092	154	189	1,287,464	30,696	2,333,947	455,922	47,738,450	1.9	20	47	8,175,233	1,114,976	205,497,147	6.96
11/19/2022	126,256,926	0	2,562,688	14.25	14.75	15.25	854,809	4,997,930	495,875	964,290	962,333	200	225	5,219,146	207	238	1,015,758	19,791	2,309,806	453,634	4,570,185	59.0	76	93	958,592	1,034,368	152,676,130	5.17
11/26/2022	118,113,088	0	2,534,552	15.75	16.25	16.75	848,363	4,775,427	470,220	922,474	910,163	350	200	5,250,528	259	284	1,005,466	19,716	2,262,552	427,795	3,945,006	20.0	30	48	828,829	955,358	143,269,535	4.85
12/3/2022	123,893,014	0	2,639,848	17.25	17.75	18.75	871,811	5,213,154	537,040	974,965	1,100,691	225	325	6,093,040	305	333	1,157,525	23,160	2,504,872	500,751	4,157,222	56.0	65	81	873,618	989,110	151,529,820	5.13
12/10/2022	122,961,661	2454 (\$5.N); 2432 (\$5.N); 2410 (\$10.N) - 12/05/2022	2,642,393	19	19.25	19.75	860,521	5,091,623	512,997	948,890	1,035,397	475	200	6,196,958	354	379	1,154,594	23,238	2,447,283	473,330	4,356,517	89.0	100	116	901,645	967,107	150,574,154	5.10
12/17/2022	125,411,864	0	2,789,230	20.25	20.75	21.5	900,557	4,917,000	480,706	950,436	885,980	225	200	6,979,386	400	429	1,252,972	24,684	2,476,752	466,443	4,606,668	124.0	134	149	942,886	944,952	154,030,516	5.22
12/24/2022	128,542,216	2453 (\$2.N); 2456 (\$5.N); 2460 (\$20.N) - 12/19/2022	2,904,520	22	22.75	24	945,911	4,937,573	479,773	957,992	1,070,720	225	350	8,821,446	465	510	1,552,635	28,935	2,424,676	466,615	5,270,291	158	170	186	1,052,568	929,831	160,385,701	5.43
12/31/2022	140,490,134	0	3,212,825	24.5	25.25	26.5	1,051,604	5,223,946	518,639	1,001,773	1,433,001	500	700	17,839,244	565	685	3,131,695	51,069	2,477,046	482,407	7,023,236	201	215	246	1,377,459	964,196	186,278,273	6.31
1/7/2023	136,749,859	2461 (\$1.N); 2462 (\$3.N); 2463 (\$5.N); 2464 (\$10.N); 2465 (\$20.N) - 1/02/2023	3,375,157	27.25	28	28.75	1,114,326	5,057,054	499,557	995,815	962,460	200	225	29,337,492	785	940	5,079,828	85,242	2,389,754	451,324	8,199,740	265	291	325	1,600,349	1,008,534	196,906,489	6.67
1/14/2023	135,623,611	0	3,746,560	29.25	29.75	30.75	1,242,203	5,130,357	530,720	1,022,148	1,442,397	350	525	51,149,154	1.1	1.35	8,857,974	145,428	2,384,814	459,804	10,416,083	340	360	404	2,022,189	1,027,362	225,200,803	7.63
1/21/2023	132,683,417	2469 (\$2.N); 2459 (\$5.N); 2455 (\$50.N) - 1/16/2023	3,541,574	31.25	32.25	33	1,148,822	5,032,619	513,429	976,351	1,194,001	700	200	3,843,074	20	20	778,498	15,309	2,334,485	453,639	8,958,828	416	439	473	1,727,966	978,006	164,180,018	5.56
1/28/2023	131,666,658	0	3,556,243	33.5	34.75	35.5	1,155,043	5,010,655	517,237	960,194	1,134,523	225	350	3,634,650	31	20	749,715	13,230	2,297,171	442,062	10,581,322	502	526	572	2,012,410	946,052	164,677,163	5.58
2/4/2023	125,434,757	0	3,383,874	36	36.75	37.5	1,120,209	4,998,509	526,721	935,899	1,518,549	500	650	3,464,652	31	20	721,773	13,563	2,260,764	441,182	12,780,656	613	653	700	2,408,371	911,020	160,920,498	5.45
2/11/2023	135,016,081	2497 (\$5.N); 2510 (\$10.N); 2421 (\$10.N) - 2/06/2023	3,941,560	38	39.5	41	1,263,766	5,183,436	540,950	1,003,692	1,296,687	900	200	3,725,358	31	50	761,746	13,800	2,291,977	438,888	8,100,522	747	20	34	1,564,054	978,980	166,121,496	5.63
2/18/2023	134,818,743	0	3,914,246	41.75	42.5	44	1,250,763	5,193,263	545,690	989,430	1,159,039	225	350	3,806,634	67	84	772,242	13,170	2,375,456	470,967	4,308,094	45	57	73	904,323	952,666	161,474,726	5.47



