



WEEKLY SALES SUMMARY

Unaudited

Week Ending: 4/25/2026

Texas Lottery
Fiscal Year to Date Sales Comparison
Unaudited

Through the Week Ending: 4/25/2026

Sales by Game	FY 2024*	FY 2025**	FY 2026	\$ Change		% Change	
				FY 2026 to FY 2024	FY 2026 to FY 2025	FY 2026 to FY 2024	FY 2026 to FY 2025
Scratch Tickets	\$ 4,399,504,332	\$ 4,300,152,325	\$ 4,116,835,545	\$ -282,668,787	\$ -183,316,780	-6.4%	-4.3%
Lotto Texas	91,525,801	110,424,166	92,944,984	1,419,183	-17,479,182	1.6%	-15.8%
Lotto Extra	32,629,614	38,260,384	32,919,017	289,403	-5,341,367	0.9%	-14.0%
Pick 3	175,068,871	171,239,686	163,782,055	-11,286,816	-7,457,631	-6.4%	-4.4%
Pick 3 Fireball	19,073,520	20,209,792	19,781,579	708,059	-428,213	3.7%	-2.1%
Cash Five	34,250,842	32,071,413	31,028,135	-3,222,707	-1,043,278	-9.4%	-3.3%
Texas Two Step	39,286,391	41,705,320	43,428,372	4,141,981	1,723,052	10.5%	4.1%
Mega Millions	209,102,714	207,217,869	209,546,659	443,945	2,328,790	0.2%	1.1%
Megaplier	41,410,558	38,579,219	-227	-41,410,785	-38,579,446	-100.0%	-100.0%
MM Just the Jackpot	639,053	579,198	0	-639,053	-579,198	-100.0%	-100.0%
Daily 4	84,026,542	84,861,064	84,926,265	899,723	65,202	1.1%	0.1%
Daily 4 Fireball	17,644,439	18,567,532	19,336,286	1,691,847	768,754	9.6%	4.1%
Powerball	386,622,352	170,875,514	325,001,852	-61,620,500	154,126,338	-15.9%	90.2%
Power Play	74,867,950	35,847,439	62,521,038	-12,346,912	26,673,599	-16.5%	74.4%
All or Nothing	35,688,960	31,037,047	26,149,026	-9,539,934	-4,888,021	-26.7%	-15.7%
Total	\$ 5,641,341,938	\$ 5,301,627,968	\$ 5,228,200,586	\$ -413,141,352	\$ -73,427,382	-7.3%	-1.4%

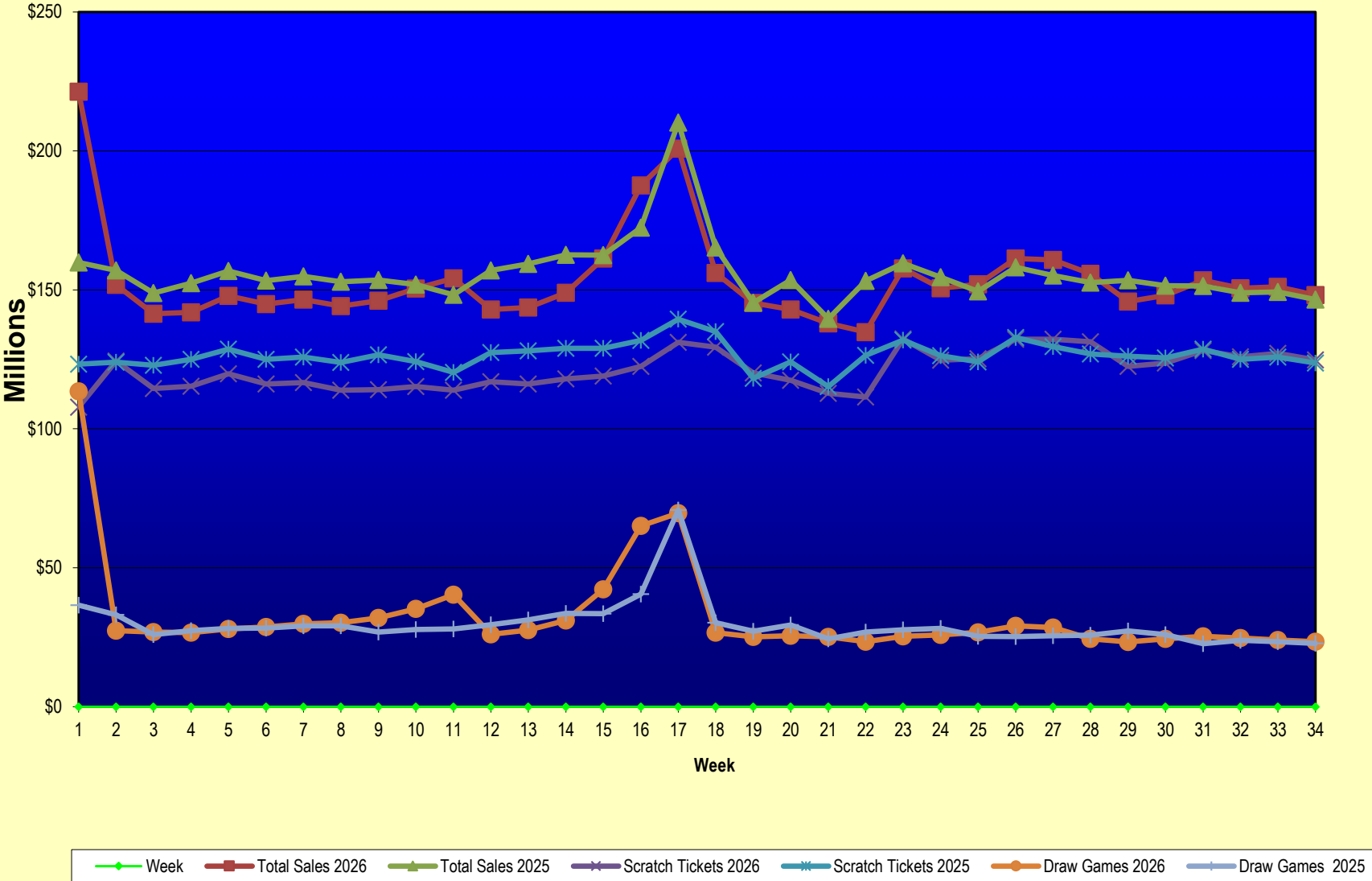
*3 extra days

**1 extra day

Texas Lottery
Fiscal Year Over Year Change in Sales
Unaudited
FY 2026 Compared to FY 2025

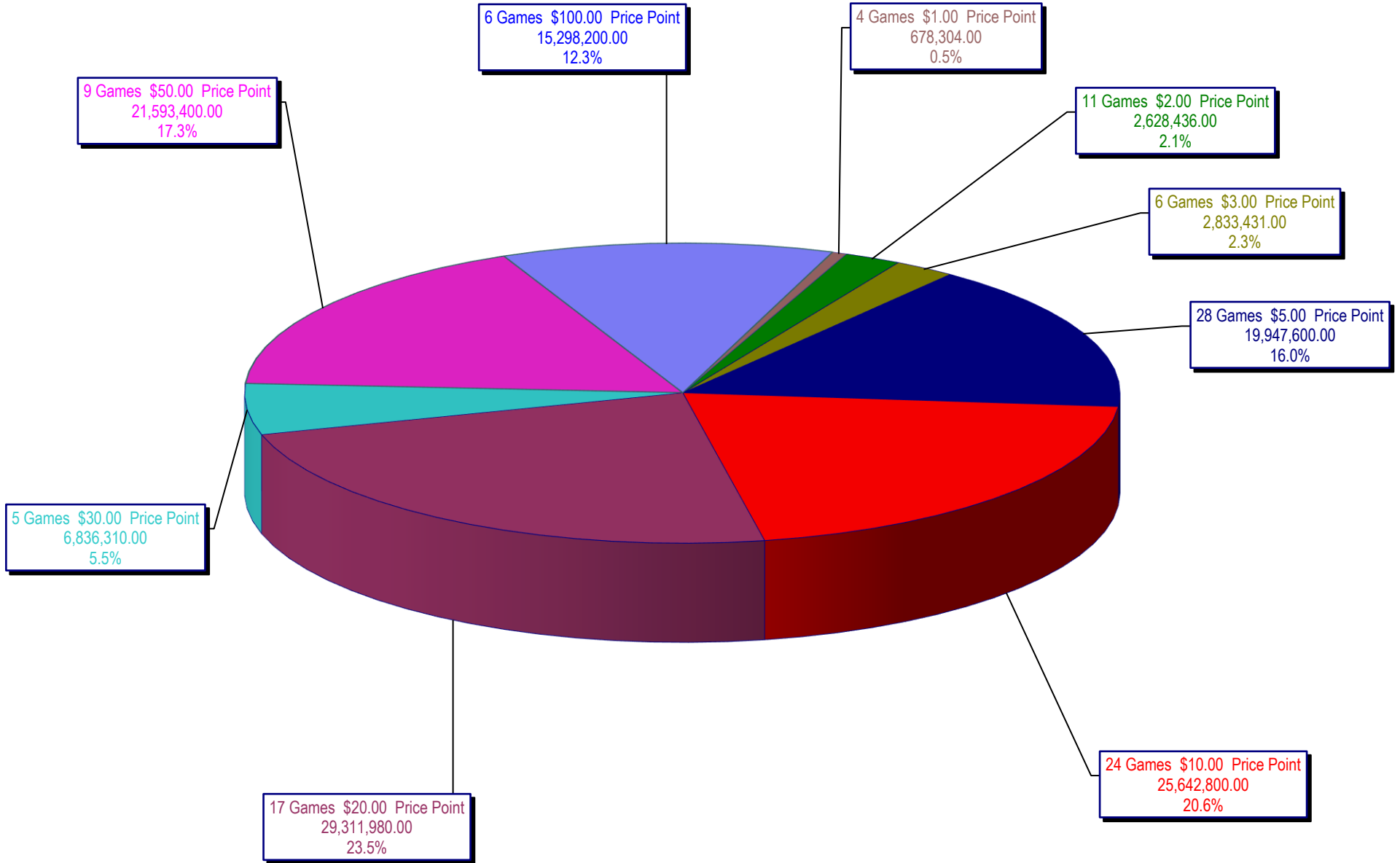
			SCRATCH TICKETS				DRAW GAMES				TOTAL SALES			
FY 2026			FY 2025		% change - Cumulative Sales		FY 2025		% change - Cumulative Sales		FY 2025		% change - Cumulative Sales	
Week	Week Ending	FY 2026	FY 2025	Difference	% change - Cumulative Sales	FY 2026	FY 2025	Difference	% change - Cumulative Sales	FY 2026	FY 2025	Difference	% change - Cumulative Sales	
1	9/6/2025*	\$107,797,768	\$123,243,994	(\$15,446,226)	-12.5%	\$113,476,472	\$36,580,304	\$76,896,168	210.2%	\$221,274,240	\$159,824,298	\$61,449,942	38.4%	
2	9/13/2025	\$124,445,470	\$124,003,613	\$441,857	0.4%	\$27,351,049	\$33,053,733	(\$5,702,684)	-17.3%	\$151,796,519	\$157,057,346	(\$5,260,827)	-3.3%	
3	9/20/2025	\$114,544,525	\$122,908,642	(\$8,364,117)	-6.8%	\$26,829,948	\$25,947,843	\$882,106	3.4%	\$141,374,473	\$148,856,485	(\$7,482,012)	-5.0%	
4	9/27/2025	\$115,292,320	\$125,035,263	(\$9,742,943)	-7.8%	\$26,652,333	\$27,430,947	(\$778,615)	-2.8%	\$141,944,653	\$152,466,210	(\$10,521,558)	-6.9%	
5	10/4/2025	\$119,811,294	\$128,633,679	(\$8,822,385)	-6.9%	\$28,039,202	\$28,187,321	(\$148,119)	-0.5%	\$147,850,496	\$156,821,000	(\$8,970,504)	-5.7%	
6	10/11/2025	\$116,183,619	\$125,028,989	(\$8,845,370)	-7.1%	\$28,670,179	\$28,286,612	\$383,568	1.4%	\$144,853,798	\$153,315,601	(\$8,461,803)	-5.5%	
7	10/18/2025	\$116,611,250	\$125,779,402	(\$9,168,152)	-7.3%	\$29,871,581	\$29,102,741	\$768,840	2.6%	\$146,482,831	\$154,882,143	(\$8,399,312)	-5.4%	
8	10/25/2025	\$113,901,260	\$123,891,926	(\$9,990,666)	-8.1%	\$30,238,628	\$29,078,529	\$1,160,099	4.0%	\$144,139,888	\$152,970,455	(\$8,830,568)	-5.8%	
9	11/1/2025	\$114,138,994	\$126,641,903	(\$12,502,909)	-9.9%	\$32,019,928	\$26,910,117	\$5,109,811	19.0%	\$146,158,922	\$153,552,020	(\$7,393,099)	-4.8%	
10	11/8/2025	\$115,234,027	\$124,170,230	(\$8,936,203)	-7.2%	\$35,228,616	\$27,752,989	\$7,475,627	26.9%	\$150,462,643	\$151,923,219	(\$1,460,576)	-1.0%	
11	11/15/2025	\$113,859,651	\$120,282,442	(\$6,422,791)	-5.3%	\$40,294,402	\$28,004,665	\$12,289,738	43.9%	\$154,154,053	\$148,287,107	\$5,866,947	4.0%	
12	11/22/2025	\$116,939,423	\$127,481,870	(\$10,542,447)	-8.3%	\$26,018,449	\$29,527,842	(\$3,509,393)	-11.9%	\$142,957,872	\$157,009,712	(\$14,051,840)	-8.9%	
13	11/29/2025	\$116,128,680	\$128,114,304	(\$11,985,624)	-9.4%	\$27,559,661	\$31,208,493	(\$3,648,833)	-11.7%	\$143,688,341	\$159,322,797	(\$15,634,457)	-9.8%	
14	12/6/2025	\$117,931,555	\$129,005,761	(\$11,074,206)	-8.6%	\$31,015,787	\$33,641,998	(\$2,626,211)	-7.8%	\$148,947,342	\$162,647,759	(\$13,700,417)	-8.4%	
15	12/13/2025	\$118,994,838	\$129,032,767	(\$10,037,929)	-7.8%	\$42,294,884	\$33,473,828	\$8,821,057	26.4%	\$161,289,722	\$162,506,595	(\$1,216,873)	-0.7%	
16	12/20/2025	\$122,459,931	\$131,834,163	(\$9,374,232)	-7.1%	\$65,097,222	\$40,534,870	\$24,562,352	60.6%	\$187,557,153	\$172,369,033	\$15,188,120	8.8%	
17	12/27/2025	\$131,100,158	\$139,436,332	(\$8,336,174)	-6.0%	\$69,686,871	\$70,775,883	(\$1,089,013)	-1.5%	\$200,787,029	\$210,212,215	(\$9,425,187)	-4.5%	
18	1/3/2026	\$129,370,701	\$135,002,745	(\$5,632,044)	-4.2%	\$26,691,754	\$30,242,143	(\$3,550,389)	-11.7%	\$156,062,455	\$165,244,888	(\$9,182,433)	-5.6%	
19	1/10/2026	\$120,165,658	\$118,235,676	\$1,929,982	1.6%	\$25,104,651	\$27,173,028	(\$2,068,377)	-7.6%	\$145,270,309	\$145,408,704	(\$138,395)	-0.1%	
20	1/17/2026	\$117,446,614	\$124,082,184	(\$6,635,570)	-5.3%	\$25,507,245	\$29,452,444	(\$3,945,200)	-13.4%	\$142,953,859	\$153,534,628	(\$10,580,770)	-6.9%	
21	1/24/2026	\$112,784,480	\$115,207,108	(\$2,422,628)	-2.1%	\$25,139,399	\$24,417,907	\$721,492	3.0%	\$137,923,879	\$139,625,015	(\$1,701,137)	-1.2%	
22	1/31/2026	\$111,452,971	\$126,440,697	(\$14,987,726)	-11.9%	\$23,386,982	\$26,829,867	(\$3,442,886)	-12.8%	\$134,839,953	\$153,270,564	(\$18,430,612)	-12.0%	
23	2/7/2026	\$132,327,381	\$131,940,317	\$387,064	0.3%	\$25,394,134	\$27,669,724	(\$2,275,590)	-8.2%	\$157,721,515	\$159,610,041	(\$1,888,526)	-1.2%	
24	2/14/2026	\$124,752,857	\$126,302,353	(\$1,549,496)	-1.2%	\$25,821,566	\$28,231,416	(\$2,409,850)	-8.5%	\$150,574,423	\$154,533,769	(\$3,959,346)	-2.6%	
25	2/21/2026	\$125,219,187	\$124,133,591	\$1,085,596	0.9%	\$26,821,482	\$25,352,091	\$1,469,391	5.8%	\$152,040,669	\$149,485,682	\$2,554,987	1.7%	
26	2/28/2026	\$132,219,938	\$132,860,674	(\$640,736)	-0.5%	\$29,075,788	\$25,249,720	\$3,826,068	15.2%	\$161,295,726	\$158,110,394	\$3,185,332	2.0%	
27	3/7/2026	\$132,264,261	\$129,630,706	\$2,633,555	2.0%	\$28,476,954	\$25,563,504	\$2,913,450	11.4%	\$160,741,215	\$155,194,210	\$5,547,005	3.6%	
28	3/14/2026	\$131,368,384	\$126,899,944	\$4,468,440	3.5%	\$24,447,187	\$25,720,902	(\$1,273,715)	-5.0%	\$155,815,571	\$152,620,846	\$3,194,725	2.1%	
29	3/21/2026	\$122,463,970	\$126,146,850	(\$3,682,880)	-2.9%	\$23,329,833	\$27,251,439	(\$3,921,606)	-14.4%	\$145,793,803	\$153,398,289	(\$7,604,486)	-5.0%	
30	3/28/2026	\$123,640,655	\$125,537,110	(\$1,896,455)	-1.5%	\$24,400,168	\$25,966,459	(\$1,566,291)	-6.0%	\$148,040,823	\$151,503,569	(\$3,462,746)	-2.3%	
31	4/4/2026	\$128,164,944	\$128,699,265	(\$534,321)	-0.4%	\$25,322,687	\$22,685,781	\$2,636,907	11.6%	\$153,487,631	\$151,385,046	\$2,102,586	1.4%	
32	4/11/2026	\$125,923,441	\$125,021,039	\$902,402	0.7%	\$24,708,528	\$23,899,263	\$809,266	3.4%	\$150,631,969	\$148,920,302	\$1,711,668	1.1%	
33	4/18/2026	\$127,124,879	\$125,819,679	\$1,305,200	1.0%	\$24,005,998	\$23,423,256	\$582,743	2.5%	\$151,130,877	\$149,242,935	\$1,887,943	1.3%	
34	4/25/2026	\$124,770,461	\$123,667,107	\$1,103,354	0.9%	\$23,385,481	\$22,847,993	\$537,489	2.4%	\$148,155,942	\$146,515,100	\$1,640,843	1.1%	
35	5/2/2026		\$127,478,849				\$22,489,293				\$149,968,142			
36	5/9/2026		\$124,060,557				\$22,654,683				\$146,715,240			
37	5/16/2026		\$123,454,261				\$23,013,535				\$146,467,796			
38	5/23/2026		\$124,450,979				\$23,096,001				\$147,546,980			
39	5/30/2026		\$117,782,082				\$23,002,825				\$140,784,907			
40	6/6/2026		\$119,112,929				\$23,155,730				\$142,268,659			

Texas Lottery Fiscal Year Over Year Change in Sales

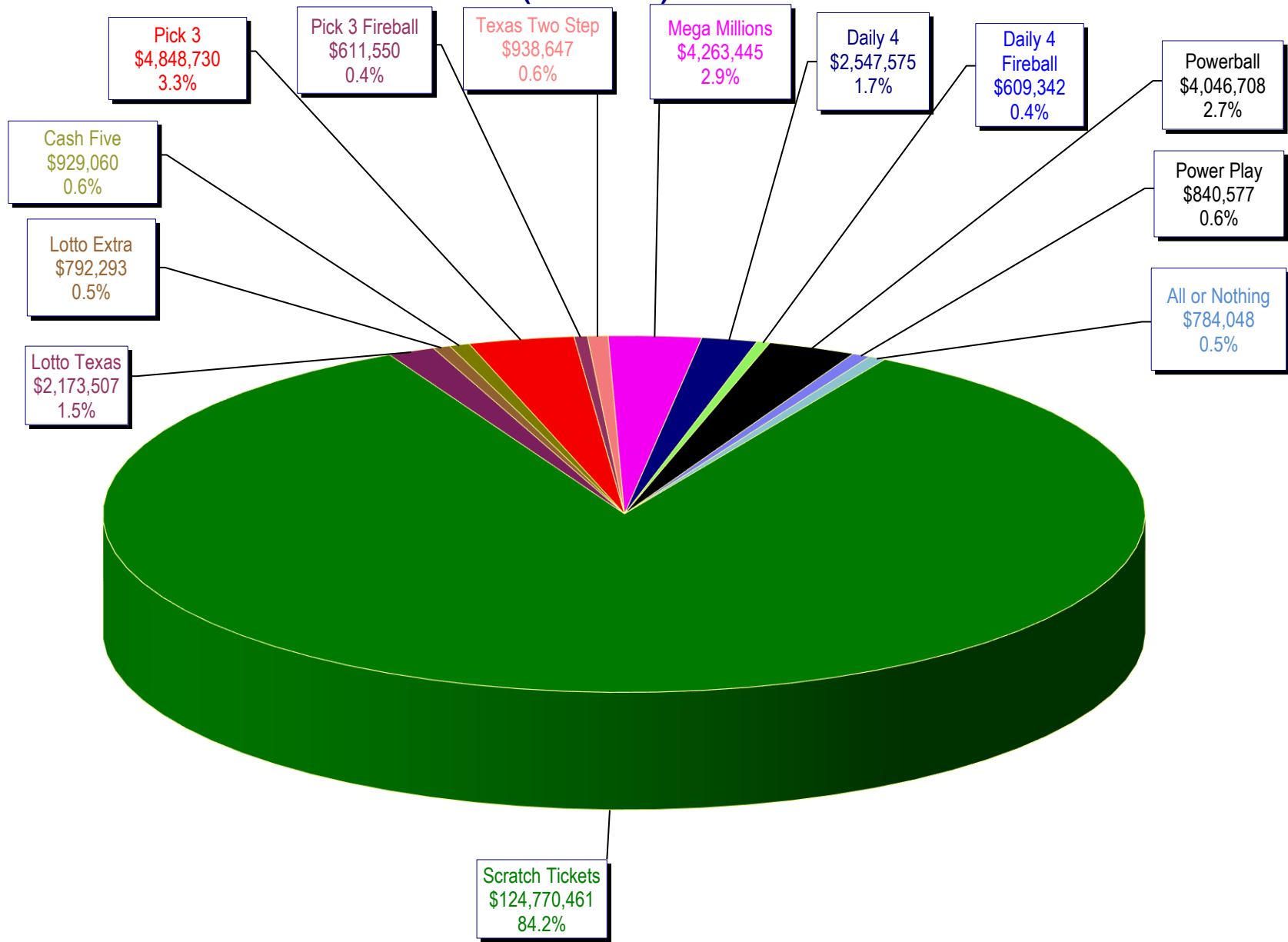


Note: Report is prepared on a Fiscal Year basis.

Texas Lottery
Scratch Ticket Sales
For the Week Ending 4/25/2026
(Unaudited)



**Texas Lottery
All Game Sales
For the Week Ending 4/25/2026
(Unaudited)**



Texas Lottery - Weekly Sales Summary for FY 2026 (Unaudited)

Week Ended	Scratch Tickets	New Games & Dates	Lotto Texas	M	Jackpot W	S	Lotto Extra	Pick 3	Pick 3 Fireball	Cash Five	Texas Two Step	Jackpot M	TH	Mega Millions	Jackpot T	F	Megaplier	MM Just the Jackpot	Daily 4	Daily 4 Fireball	Powerball	M	Jackpot W	S	Power Play	All or Nothing	Total	Per Cap.
9/6/2025*	123,323,669	2683 (\$5.N); 2684 (\$10.N); 2685 (\$20.N) - 9/02/25	4,202,649	50.75	51.50	53.25	1,466,735	4,838,608	583,104	948,503	1,006,245	225	300	9,218,390	302	336	0	0	2,427,979	542,639	77,536,538	1.1	1.4	1.8	14,298,657	858,262	241,253,977	7.71
9/13/2025	124,445,470	0	3,455,620	53.5	53.75	54.5	1,169,280	4,741,703	550,344	916,764	1,354,389	450	625	6,186,481	358	381	(212)	0	2,418,017	538,303	4,358,160	20	33	50	891,199	771,002	151,796,519	4.85
9/20/2025	114,544,525	2686 (\$2.N); 2670 (\$5.N); 2688 (\$10.N); 2658 (\$50.N) - 9/15/25	3,500,490	55.25	55.75	56.75	1,171,985	4,690,941	536,403	912,741	874,271	200	225	6,363,965	400	423	0	0	2,391,656	520,098	4,217,640	64	81	99	879,321	770,438	141,374,473	4.52
9/27/2025	115,292,320	0	3,416,712	57.75	58.75	60	1,167,404	4,552,467	526,161	912,664	887,319	300	200	6,337,158	451	474	0	0	2,327,541	509,453	4,354,461	113	127	145	898,514	762,480	141,944,653	4.54
10/4/2025	119,811,294	0	3,459,906	60.5	61.25	62.5	1,192,819	4,869,299	568,278	928,358	982,552	225	300	6,731,909	497	520	(3)	0	2,507,490	560,048	4,522,515	160	174	195	928,637	787,394	147,850,496	4.73
10/11/2025	116,183,619	2690 (\$5.N); 2691 (\$10.N) - 10/6/25	3,378,087	63.25	64.5	65	1,159,516	4,825,967	559,438	921,111	1,440,368	450	625	6,963,170	547	575	0	0	2,506,163	567,623	4,637,024	207	223	244	939,275	772,438	144,853,798	4.63
10/18/2025	116,611,250	0	3,358,894	65.50	66.25	67	1,154,590	4,775,604	561,992	907,768	1,880,492	825	1,075	7,662,460	600	625	0	0	2,504,412	562,324	4,788,362	258	273	295	966,298	748,386	146,482,831	4.68
10/25/2025	113,901,260	2692 (\$2.N); 2693 (\$5.N); 2671 (\$20.N) - 10/20/25	3,398,180	67.25	68	68.75	1,156,740	4,807,199	567,574	907,384	862,495	200	225	8,536,920	650	680	0	0	2,491,542	554,435	5,177,688	304	320	344	1,031,992	746,480	144,139,888	4.61
11/1/2025	114,138,994	0	3,362,464	69.5	70.5	71	1,160,551	4,837,900	585,155	907,716	1,193,745	300	450	9,656,755	714	754	0	0	2,522,361	579,895	5,398,350	358	376	400	1,074,576	740,460	146,158,922	4.67
11/8/2025	115,234,027	2696 (\$1.N); 2697 (\$3.N); 2698 (\$5.N); 2699 (\$10.N) - 11/3/25	3,386,393	72.75	73.75	75.25	1,161,401	4,867,368	583,660	894,010	1,048,356	625	200	12,280,385	800	843	0	0	2,525,482	577,729	5,984,760	419	438	467	1,170,751	748,322	150,462,643	4.81
11/15/2025	113,859,651	0	3,396,610	75.75	76.75	78	1,153,885	4,685,748	554,061	874,875	811,070	250	200	16,798,300	900	980	0	0	2,393,981	539,658	7,011,922	490	512	546	1,350,024	724,268	154,154,053	4.93
11/22/2025	116,939,423	2656 (\$2.N); 2701(\$5.N); 2677 (\$50.N) - 11/17/25	1,907,200	5	5.25	5.5	705,324	4,633,061	574,628	882,044	856,693	200	275	4,184,745	50	60	0	0	2,412,478	560,677	7,170,762	570	593	629	1,386,346	744,492	142,957,872	4.57
11/29/2025	116,128,680	0	1,916,007	5.75	6	6.25	710,731	4,624,101	557,190	870,921	1,237,156	425	625	4,278,280	70	80	0	0	2,357,548	530,829	8,190,170	654	681	719	1,556,900	729,828	143,688,341	4.59
12/6/2025	117,931,555	2667 (\$5.N); 2705 (\$10.N); 2744 (\$20.N)	2,013,426	6.5	6.75	7	743,409	4,781,919	571,814	912,192	1,095,880	825	200	4,231,435	90	50	0	0	2,442,661	554,360	10,867,154	740	775	820	2,034,692	766,846	148,947,342	4.76
12/13/2025	118,994,838	0	2,133,736	7.25	7.5	7.75	793,528	4,740,953	552,011	911,371	828,035	225	200	4,791,160	60	70	0	0	2,419,441	538,836	20,112,954	875	930	1.0	3,701,554	771,306	161,289,722	5.15
12/20/2025	122,459,931	2622 (\$2.N); 2742 (\$5.N)	2,333,996	8	8.25	8.5	882,083	4,689,385	549,448	908,267	825,099	225	200	5,736,270	80	90	0	0	2,387,358	529,297	38,426,659	1.1	1.25	1.5	7,040,903	788,458	187,557,153	5.99
12/27/2025	131,100,158	0	2,500,410	9	10.00	10.8	930,975	4,741,416	561,903	899,906	994,275	225	375	6,279,120	100	125	0	0	2,402,514	541,242	41,432,986	1.6	1.70	20	7,628,109	773,926	200,787,029	6.42
1/3/2026	129,370,701	0	2,456,334	11.25	11.5	12.25	890,071	4,947,354	612,295	953,191	1,551,624	600	850	5,332,950	138	157	0	0	2,560,662	586,035	4,973,140	33	45	64	1,034,167	793,932	156,062,455	4.99
1/10/2026	120,165,658	2711 (\$3.N); 2712 (\$5.N); 2713 (\$10.N); 2714 (\$20.N)	2,310,648	13	13.75	14.25	836,348	4,757,739	560,191	916,799	886,382	200	225	5,018,281	180	199	(12)	0	2,456,761	553,271	4,988,088	86	105	124	1,033,466	786,690	145,270,309	4.64
1/17/2026	117,446,614	0	2,301,655	14.75	15.25	16	832,314	4,652,579	558,906	905,585	1,217,322	300	475	4,978,870	215	230	0	0	2,473,983	561,494	5,202,603	137	156	179	1,055,585	766,350	142,953,859	4.57
1/24/2026	112,784,480	2710 (\$1.N); 2672 (\$2.N); 2689 (\$50.N)	2,271,656	16.5	17	17.75	826,677	4,445,793	534,996	883,338	1,873,942	650	900	5,064,945	250	266	0	0	2,381,552	530,581	4,636,647	193	209	20	951,992	737,280	137,923,879	4.41
1/31/2026	111,452,971	0	2,125,894	18.25	18.5	19.25	774,265	4,487,642	546,685	857,446	1,916,397	1,125	1,375	4,816,135	285	303	0	0	2,328,129	526,981	3,549,326	30	43	57	751,510	706,572	134,839,953	4.31
2/7/2026	132,327,381	2751 (\$5.N); 2636 (\$10.N); 2627 (\$100.N)	2,444,026	19.75	20.25	21.25	884,588	4,888,933	585,858	935,098	919,057	200	225	5,668,515	323	346	0	0	2,576,480	573,770	4,236,186	65	80	102	890,882	790,742	157,721,515	5.04
2/14/2026	124,752,857	0	2,390,470	21.5	22.25	22.75	868,466	4,935,434	590,610	918,168	1,357,190	325	500	5,643,980	366	385	0	0	2,522,431	566,127	4,347,667	113	126	146	902,667	778,356	150,574,423	4.81
2/21/2026	125,219,187	2720 (\$5.N); 2722 (\$20.N)	2,433,516	23	23.500	24.25	875,577	4,759,987	581,008	915,674	1,991,561	700	925	5,938,045	395	416	0	0	2,509,207	573,677	4,550,686	154	169	190	922,317	770,228	152,040,669	4.86
2/28/2026	132,219,938	0	2,475,440	24.75	25.25	26	899,075	5,290,191	696,600	943,411	2,721,215	1,225	1,550	6,165,880	438	458	0	0	2,691,588	635,990	4,771,466	203	218	238	976,967	807,966	161,295,726	5.15
3/7/2026	132,264,261	2646 (\$2.N); 2660 (\$5.N); 2632 (\$10.N)	2,509,109	26.25	27	27.75	899,299	5,146,916	643,546	940,098	3,020,530	1,950	2,440	6,556,080	473	496	0	0	2,629,368	609,553	3,903,123	249	20	35	823,684	795,648	160,741,215	5.14
3/14/2026	131,368,384	0	2,570,080	28.5	29	30	914,553	4,901,337	600,669	919,867	920,182	200	200	5,266,365	533	50	0	0	2,546,138	585,044	3,644,032	46	58	75	775,192	794,728	155,815,571	4.91

Texas Lottery - Weekly Sales Summary for FY 2026 (Unaudited)

Week Ended	Scratch Tickets	New Games & Dates	Lotto Texas	M	Jackpot W	S	Lotto Extra	Pick 3	Pick 3 Fireball	Cash Five	Texas Two Step	M	TH	Mega Millions	Jackpot T	F	Megaplier	MM Just the Jackpot	Daily 4	Daily 4 Fireball	Powerball	M	W	S	Power Play	All or Nothing	Total	Per Cap.
3/21/2026	122,463,970	2723 (\$5.N); 2725 (\$20.N)	2,610,230	30.75	31.5	32	936,817	4,828,844	598,167	909,989	1,162,761	225	350	3,559,345	60	50	0	0	2,501,253	557,816	4,052,160	88	101	120	843,412	769,040	145,793,803	4.60
3/28/2026	123,640,655	0	2,645,841	32.75	33.5	34.25	949,957	4,925,022	611,606	910,104	1,595,757	525	750	3,562,515	60	70	0	0	2,567,087	597,371	4,376,284	133	147	166	898,531	760,094	148,040,823	4.67
4/4/2026	128,164,944	2728 (\$5.N); 2724 (\$10.N); 2730 (\$30.N)	2,739,434	35.25	35.5	36.5	975,834	5,199,884	648,068	943,698	1,016,207	200	225	3,749,265	80	90	0	0	2,796,460	678,469	4,806,978	180	194	217	981,992	786,398	153,487,631	4.84
4/11/2026	125,923,441	0	2,775,876	37.25	37.75	38.5	973,512	5,184,327	651,947	948,129	1,310,279	350	525	3,994,595	100	110	0	0	2,785,653	663,315	3,823,669	231	20	35	806,037	791,190	150,631,969	4.75
4/18/2026	127,124,879	2662 (\$3.N); 2577 (\$5.N); 2610 (\$50.N)	2,828,033	39	39.75	40.5	989,558	5,025,742	623,374	938,195	906,740	200	200	4,213,040	120	130	0	0	2,688,597	636,201	3,607,992	45	58	75	767,321	781,206	151,130,877	4.77
4/25/2026	124,770,461	0	2,173,507	41	5	5.25	792,293	4,848,730	611,550	929,060	938,647	200	225	4,263,445	140	150	0	0	2,547,575	609,342	4,046,708	87	100	118	840,577	784,048	148,155,942	4.67
weekly change	-7.1%		-5.9%				-6.0%	-3.8%	-8.5%	-3.8%	-42.9%			-5.9%				0.0%	0.0%	-4.1%	-5.6%	0.3%			-0.1%	-0.9%		-6.9%
	SALES		SALES				SALES	SALES	SALES	SALES	SALES			SALES			SALES	SALES	SALES	SALES	SALES				SALES	SALES	SALES	% of Sales
Calendar Year to date 2025	2,048,393,491		40,567,743				14,569,662	80,730,228	9,950,214	15,157,973	24,369,678			80,834,371			(12)	0	42,259,507	9,752,723	70,460,463				14,621,087	12,773,264	2,464,440,391	100.0%
Fiscal Year to date 2026	4,116,835,545		92,944,984				32,919,017	163,782,055	19,781,579	31,028,135	43,428,372			209,546,659			(227)	0	84,926,265	19,336,286	325,001,852				62,521,038	26,149,026	5,228,200,586	100.0%
Call week includes 1 day from FY25																												