



WEEKLY SALES SUMMARY

Unaudited

Week Ending: 5/9/2026

Texas Lottery
Fiscal Year to Date Sales Comparison
Unaudited

Through the Week Ending: 5/9/2026

| Sales by Game | FY 2024* | FY 2025** | FY 2026 | \$ Change | | % Change | |
|---------------------|-------------------------|-------------------------|-------------------------|------------------------|-----------------------|-----------------------|-----------------------|
| | | | | FY 2026 to FY 2024 | FY 2026 to FY 2025 | FY 2026 to FY 2024 | FY 2026 to FY 2025 |
| Scratch Tickets | \$ 4,668,040,279 | \$ 4,551,691,731 | \$ 4,366,705,696 | \$ -301,334,583 | \$ -184,986,035 | -6.5% | -4.1% |
| Lotto Texas | 96,676,818 | 115,014,277 | 96,860,333 | 183,515 | -18,153,944 | 0.2% | -15.8% |
| Lotto Extra | 34,460,839 | 39,877,524 | 34,376,728 | -84,111 | -5,500,796 | -0.2% | -13.8% |
| Pick 3 | 185,904,639 | 181,175,672 | 173,681,953 | -12,222,686 | -7,493,719 | -6.6% | -4.1% |
| Pick 3 Fireball | 20,295,700 | 21,330,711 | 21,001,311 | 705,611 | -329,400 | 3.5% | -1.5% |
| Cash Five | 36,247,773 | 33,925,962 | 32,912,867 | -3,334,906 | -1,013,095 | -9.2% | -3.0% |
| Texas Two Step | 42,973,151 | 43,784,893 | 45,310,418 | 2,337,267 | 1,525,525 | 5.4% | 3.5% |
| Mega Millions | 219,925,022 | 215,756,282 | 219,122,534 | -802,488 | 3,366,252 | -0.4% | 1.6% |
| Megaplier | 43,601,356 | 38,579,189 | -227 | -43,601,583 | -38,579,416 | -100.0% | -100.0% |
| MM Just the Jackpot | 670,037 | 579,198 | 0 | -670,037 | -579,198 | -100.0% | -100.0% |
| Daily 4 | 89,235,631 | 89,932,123 | 90,207,695 | 972,064 | 275,572 | 1.1% | 0.3% |
| Daily 4 Fireball | 18,750,358 | 19,661,878 | 20,587,605 | 1,837,247 | 925,728 | 9.8% | 4.7% |
| Powerball | 396,780,600 | 177,161,275 | 332,378,556 | -64,402,044 | 155,217,281 | -16.2% | 87.6% |
| Power Play | 77,048,134 | 37,189,286 | 64,081,543 | -12,966,591 | 26,892,257 | -16.8% | 72.3% |
| All or Nothing | 37,737,576 | 32,651,349 | 27,722,268 | -10,015,308 | -4,929,081 | -26.5% | -15.1% |
| Total | \$ 5,968,347,912 | \$ 5,598,311,349 | \$ 5,524,949,279 | \$ -443,398,633 | \$ -73,362,070 | -7.4% | -1.3% |

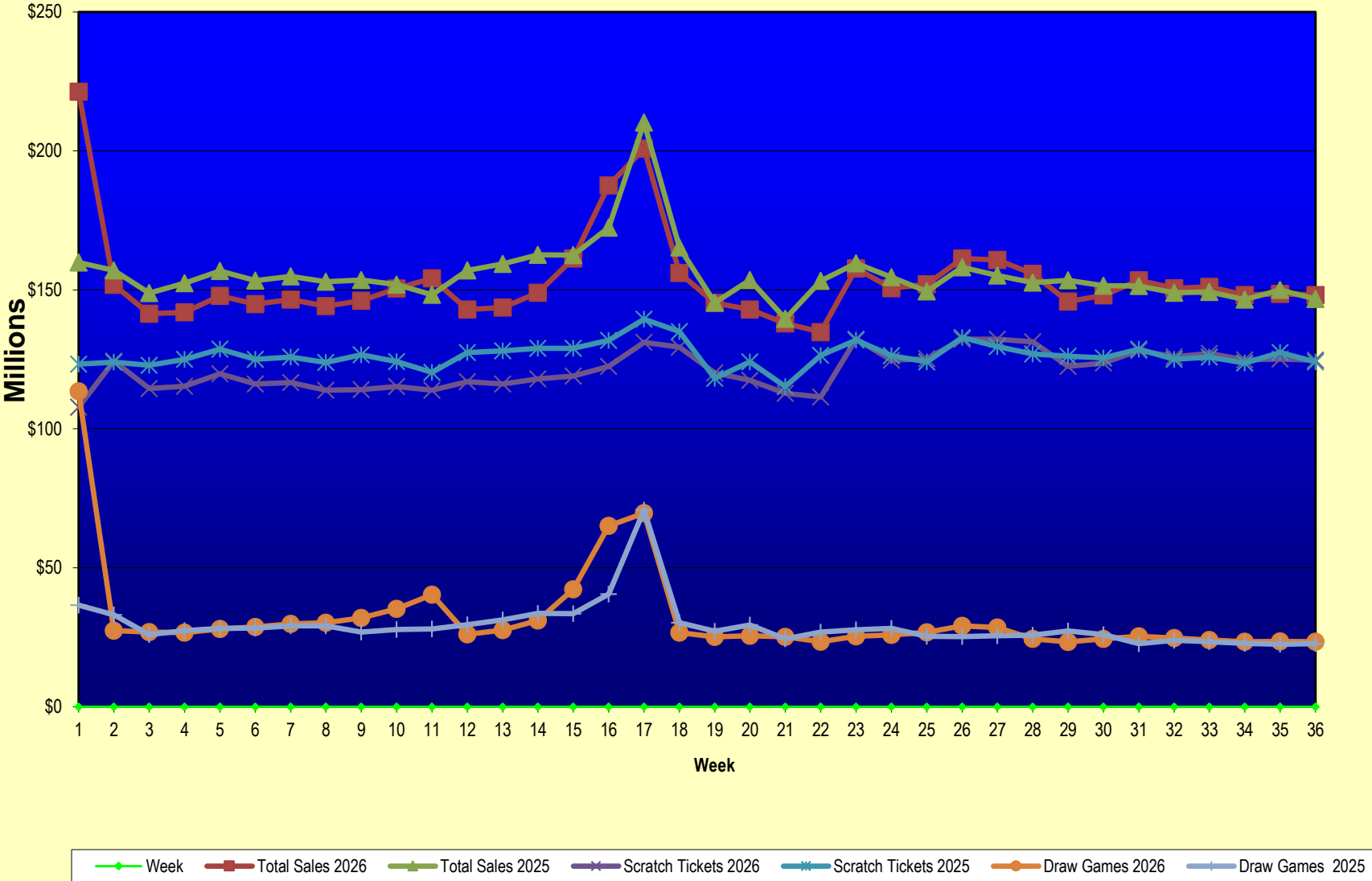
*3 extra days

**1 extra day

Texas Lottery
Fiscal Year Over Year Change in Sales
Unaudited
FY 2026 Compared to FY 2025

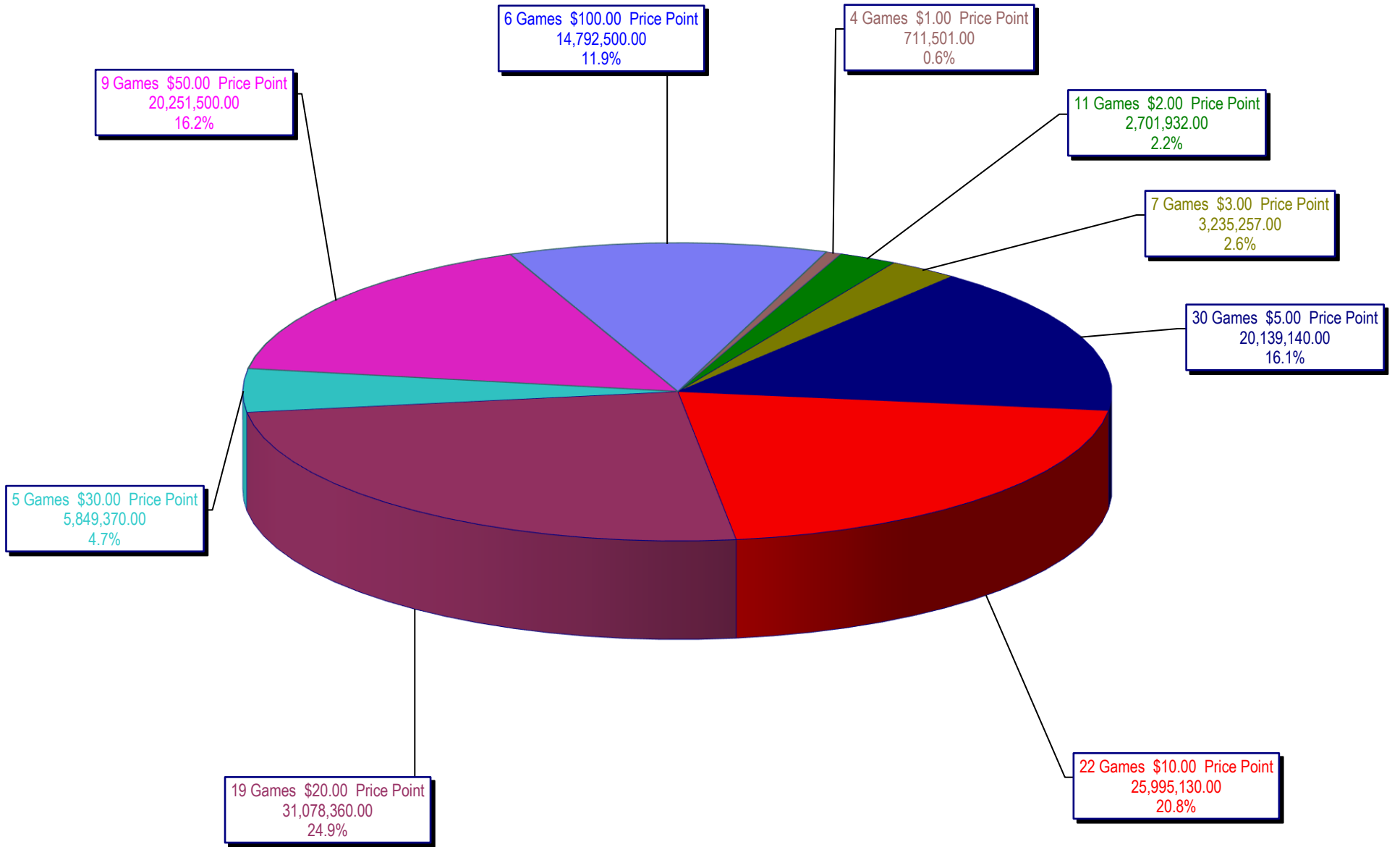
| | | | SCRATCH TICKETS | | | | DRAW GAMES | | | | TOTAL SALES | | | |
|---------|------------|--------|-----------------|---------------|----------------|-----------------------------|---------------|--------------|---------------|-----------------------------|---------------|---------------|----------------|-----------------------------|
| FY 2026 | | | FY 2026 | FY 2025 | Difference | % change - Cumulative Sales | FY 2026 | FY 2025 | Difference | % change - Cumulative Sales | FY 2026 | FY 2025 | Difference | % change - Cumulative Sales |
| Week | Week | Ending | | | | | | | | | | | | |
| 1 | 9/6/2025* | | \$107,797,768 | \$123,243,994 | (\$15,446,226) | -12.5% | \$113,476,472 | \$36,580,304 | \$76,896,168 | 210.2% | \$221,274,240 | \$159,824,298 | \$61,449,942 | 38.4% |
| 2 | 9/13/2025 | | \$124,445,470 | \$124,003,613 | \$441,857 | 0.4% | \$27,351,049 | \$33,053,733 | (\$5,702,684) | -17.3% | \$151,796,519 | \$157,057,346 | (\$5,260,827) | -3.3% |
| 3 | 9/20/2025 | | \$114,544,525 | \$122,908,642 | (\$8,364,117) | -6.8% | \$26,829,948 | \$25,947,843 | \$882,106 | 3.4% | \$141,374,473 | \$148,856,485 | (\$7,482,012) | -5.0% |
| 4 | 9/27/2025 | | \$115,292,320 | \$125,035,263 | (\$9,742,943) | -7.8% | \$26,652,333 | \$27,430,947 | (\$778,615) | -2.8% | \$141,944,653 | \$152,466,210 | (\$10,521,558) | -6.9% |
| 5 | 10/4/2025 | | \$119,811,294 | \$128,633,679 | (\$8,822,385) | -6.9% | \$28,039,202 | \$28,187,321 | (\$148,119) | -0.5% | \$147,850,496 | \$156,821,000 | (\$8,970,504) | -5.7% |
| 6 | 10/11/2025 | | \$116,183,619 | \$125,028,989 | (\$8,845,370) | -7.1% | \$28,670,179 | \$28,286,612 | \$383,568 | 1.4% | \$144,853,798 | \$153,315,601 | (\$8,461,803) | -5.5% |
| 7 | 10/18/2025 | | \$116,611,250 | \$125,779,402 | (\$9,168,152) | -7.3% | \$29,871,581 | \$29,102,741 | \$768,840 | 2.6% | \$146,482,831 | \$154,882,143 | (\$8,399,312) | -5.4% |
| 8 | 10/25/2025 | | \$113,901,260 | \$123,891,926 | (\$9,990,666) | -8.1% | \$30,238,628 | \$29,078,529 | \$1,160,099 | 4.0% | \$144,139,888 | \$152,970,455 | (\$8,830,568) | -5.8% |
| 9 | 11/1/2025 | | \$114,138,994 | \$126,641,903 | (\$12,502,909) | -9.9% | \$32,019,928 | \$26,910,117 | \$5,109,811 | 19.0% | \$146,158,922 | \$153,552,020 | (\$7,393,099) | -4.8% |
| 10 | 11/8/2025 | | \$115,234,027 | \$124,170,230 | (\$8,936,203) | -7.2% | \$35,228,616 | \$27,752,989 | \$7,475,627 | 26.9% | \$150,462,643 | \$151,923,219 | (\$1,460,576) | -1.0% |
| 11 | 11/15/2025 | | \$113,859,651 | \$120,282,442 | (\$6,422,791) | -5.3% | \$40,294,402 | \$28,004,665 | \$12,289,738 | 43.9% | \$154,154,053 | \$148,287,107 | \$5,866,947 | 4.0% |
| 12 | 11/22/2025 | | \$116,939,423 | \$127,481,870 | (\$10,542,447) | -8.3% | \$26,018,449 | \$29,527,842 | (\$3,509,393) | -11.9% | \$142,957,872 | \$157,009,712 | (\$14,051,840) | -8.9% |
| 13 | 11/29/2025 | | \$116,128,680 | \$128,114,304 | (\$11,985,624) | -9.4% | \$27,559,661 | \$31,208,493 | (\$3,648,833) | -11.7% | \$143,688,341 | \$159,322,797 | (\$15,634,457) | -9.8% |
| 14 | 12/6/2025 | | \$117,931,555 | \$129,005,761 | (\$11,074,206) | -8.6% | \$31,015,787 | \$33,641,998 | (\$2,626,211) | -7.8% | \$148,947,342 | \$162,647,759 | (\$13,700,417) | -8.4% |
| 15 | 12/13/2025 | | \$118,994,838 | \$129,032,767 | (\$10,037,929) | -7.8% | \$42,294,884 | \$33,473,828 | \$8,821,057 | 26.4% | \$161,289,722 | \$162,506,595 | (\$1,216,873) | -0.7% |
| 16 | 12/20/2025 | | \$122,459,931 | \$131,834,163 | (\$9,374,232) | -7.1% | \$65,097,222 | \$40,534,870 | \$24,562,352 | 60.6% | \$187,557,153 | \$172,369,033 | \$15,188,120 | 8.8% |
| 17 | 12/27/2025 | | \$131,100,158 | \$139,436,332 | (\$8,336,174) | -6.0% | \$69,686,871 | \$70,775,883 | (\$1,089,013) | -1.5% | \$200,787,029 | \$210,212,215 | (\$9,425,187) | -4.5% |
| 18 | 1/3/2026 | | \$129,370,701 | \$135,002,745 | (\$5,632,044) | -4.2% | \$26,691,754 | \$30,242,143 | (\$3,550,389) | -11.7% | \$156,062,455 | \$165,244,888 | (\$9,182,433) | -5.6% |
| 19 | 1/10/2026 | | \$120,165,658 | \$118,235,676 | \$1,929,982 | 1.6% | \$25,104,651 | \$27,173,028 | (\$2,068,377) | -7.6% | \$145,270,309 | \$145,408,704 | (\$138,395) | -0.1% |
| 20 | 1/17/2026 | | \$117,446,614 | \$124,082,184 | (\$6,635,570) | -5.3% | \$25,507,245 | \$29,452,444 | (\$3,945,200) | -13.4% | \$142,953,859 | \$153,534,628 | (\$10,580,770) | -6.9% |
| 21 | 1/24/2026 | | \$112,784,480 | \$115,207,108 | (\$2,422,628) | -2.1% | \$25,139,399 | \$24,417,907 | \$721,492 | 3.0% | \$137,923,879 | \$139,625,015 | (\$1,701,137) | -1.2% |
| 22 | 1/31/2026 | | \$111,452,971 | \$126,440,697 | (\$14,987,726) | -11.9% | \$23,386,982 | \$26,829,867 | (\$3,442,886) | -12.8% | \$134,839,953 | \$153,270,564 | (\$18,430,612) | -12.0% |
| 23 | 2/7/2026 | | \$132,327,381 | \$131,940,317 | \$387,064 | 0.3% | \$25,394,134 | \$27,669,724 | (\$2,275,590) | -8.2% | \$157,721,515 | \$159,610,041 | (\$1,888,526) | -1.2% |
| 24 | 2/14/2026 | | \$124,752,857 | \$126,302,353 | (\$1,549,496) | -1.2% | \$25,821,566 | \$28,231,416 | (\$2,409,850) | -8.5% | \$150,574,423 | \$154,533,769 | (\$3,959,346) | -2.6% |
| 25 | 2/21/2026 | | \$125,219,187 | \$124,133,591 | \$1,085,596 | 0.9% | \$26,821,482 | \$25,352,091 | \$1,469,391 | 5.8% | \$152,040,669 | \$149,485,682 | \$2,554,987 | 1.7% |
| 26 | 2/28/2026 | | \$132,219,938 | \$132,860,674 | (\$640,736) | -0.5% | \$29,075,788 | \$25,249,720 | \$3,826,068 | 15.2% | \$161,295,726 | \$158,110,394 | \$3,185,332 | 2.0% |
| 27 | 3/7/2026 | | \$132,264,261 | \$129,630,706 | \$2,633,555 | 2.0% | \$28,476,954 | \$25,563,504 | \$2,913,450 | 11.4% | \$160,741,215 | \$155,194,210 | \$5,547,005 | 3.6% |
| 28 | 3/14/2026 | | \$131,368,384 | \$126,899,944 | \$4,468,440 | 3.5% | \$24,447,187 | \$25,720,902 | (\$1,273,715) | -5.0% | \$155,815,571 | \$152,620,846 | \$3,194,725 | 2.1% |
| 29 | 3/21/2026 | | \$122,463,970 | \$126,146,850 | (\$3,682,880) | -2.9% | \$23,329,833 | \$27,251,439 | (\$3,921,606) | -14.4% | \$145,793,803 | \$153,398,289 | (\$7,604,486) | -5.0% |
| 30 | 3/28/2026 | | \$123,640,655 | \$125,537,110 | (\$1,896,455) | -1.5% | \$24,400,168 | \$25,966,459 | (\$1,566,291) | -6.0% | \$148,040,823 | \$151,503,569 | (\$3,462,746) | -2.3% |
| 31 | 4/4/2026 | | \$128,164,944 | \$128,699,265 | (\$534,321) | -0.4% | \$25,322,687 | \$22,685,781 | \$2,636,907 | 11.6% | \$153,487,631 | \$151,385,046 | \$2,102,586 | 1.4% |
| 32 | 4/11/2026 | | \$125,923,441 | \$125,021,039 | \$902,402 | 0.7% | \$24,708,528 | \$23,899,263 | \$809,266 | 3.4% | \$150,631,969 | \$148,920,302 | \$1,711,668 | 1.1% |
| 33 | 4/18/2026 | | \$127,124,879 | \$125,819,679 | \$1,305,200 | 1.0% | \$24,005,998 | \$23,423,256 | \$582,743 | 2.5% | \$151,130,877 | \$149,242,935 | \$1,887,943 | 1.3% |
| 34 | 4/25/2026 | | \$124,770,461 | \$123,667,107 | \$1,103,354 | 0.9% | \$23,385,481 | \$22,847,993 | \$537,489 | 2.4% | \$148,155,942 | \$146,515,100 | \$1,640,843 | 1.1% |
| 35 | 5/2/2026 | | \$125,115,461 | \$127,478,849 | (\$2,363,388) | -1.9% | \$23,472,531 | \$22,489,293 | \$983,238 | 4.4% | \$148,587,992 | \$149,968,142 | (\$1,380,150) | -0.9% |
| 36 | 5/9/2026 | | \$124,754,690 | \$124,060,557 | \$694,133 | 0.6% | \$23,406,012 | \$22,654,683 | \$751,330 | 3.3% | \$148,160,702 | \$146,715,240 | \$1,445,463 | |
| 37 | 5/16/2026 | | | \$123,454,261 | | | | \$23,013,535 | | | | \$146,467,796 | | |
| 38 | 5/23/2026 | | | \$124,450,979 | | | | \$23,096,001 | | | | \$147,546,980 | | |
| 39 | 5/30/2026 | | | \$117,782,082 | | | | \$23,002,825 | | | | \$140,784,907 | | |
| 40 | 6/6/2026 | | | \$119,112,929 | | | | \$23,155,730 | | | | \$142,268,659 | | |

Texas Lottery Fiscal Year Over Year Change in Sales

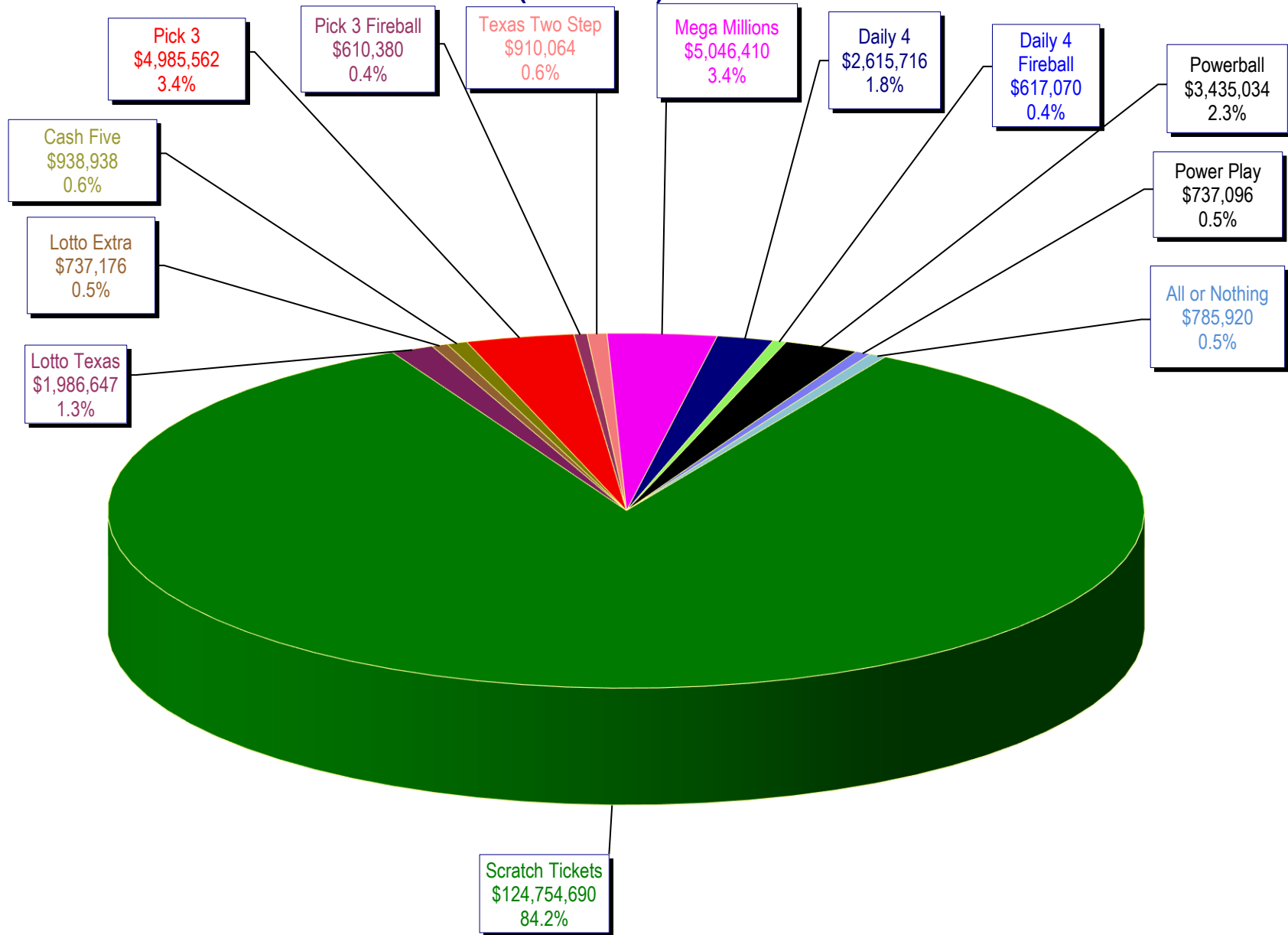


Note: Report is prepared on a Fiscal Year basis.

Texas Lottery
Scratch Ticket Sales
For the Week Ending 5/9/2026
(Unaudited)



**Texas Lottery
All Game Sales
For the Week Ending 5/9/2026
(Unaudited)**



Texas Lottery - Weekly Sales Summary for FY 2026 (Unaudited)

| Week Ended | Scratch Tickets | New Games & Dates | Lotto Texas | M | Jackpot W | S | Lotto Extra | Pick 3 | Pick 3 Fireball | Cash Five | Texas Two Step | Jackpot M | TH | Mega Millions | Jackpot T | F | Megaplier | MM Just the Jackpot | Daily 4 | Daily 4 Fireball | Powerball | M | Jackpot W | S | Power Play | All or Nothing | Total | Per Cap. |
|------------|-----------------|--|-------------|-------|-----------|-------|-------------|-----------|-----------------|-----------|----------------|-----------|-------|---------------|-----------|-----|-----------|---------------------|-----------|------------------|------------|-----|-----------|-----|------------|----------------|-------------|----------|
| 9/6/2025* | 123,323,669 | 2683 (\$5.N); 2684 (\$10.N); 2685 (\$20.N) - 9/02/25 | 4,202,649 | 50.75 | 51.50 | 53.25 | 1,466,735 | 4,838,608 | 583,104 | 948,503 | 1,006,245 | 225 | 300 | 9,218,390 | 302 | 336 | 0 | 0 | 2,427,979 | 542,639 | 77,536,538 | 1.1 | 1.4 | 1.8 | 14,298,657 | 858,262 | 241,253,977 | 7.71 |
| 9/13/2025 | 124,445,470 | 0 | 3,455,620 | 53.5 | 53.75 | 54.5 | 1,169,280 | 4,741,703 | 550,344 | 916,764 | 1,354,389 | 450 | 625 | 6,186,481 | 358 | 381 | (212) | 0 | 2,418,017 | 538,303 | 4,358,160 | 20 | 33 | 50 | 891,199 | 771,002 | 151,796,519 | 4.85 |
| 9/20/2025 | 114,544,525 | 2686 (\$2.N); 2670 (\$5.N); 2688 (\$10.N); 2658 (\$50.N) - 9/15/25 | 3,500,490 | 55.25 | 55.75 | 56.75 | 1,171,985 | 4,690,941 | 536,403 | 912,741 | 874,271 | 200 | 225 | 6,363,965 | 400 | 423 | 0 | 0 | 2,391,656 | 520,098 | 4,217,640 | 64 | 81 | 99 | 879,321 | 770,438 | 141,374,473 | 4.52 |
| 9/27/2025 | 115,292,320 | 0 | 3,416,712 | 57.75 | 58.75 | 60 | 1,167,404 | 4,552,467 | 526,161 | 912,664 | 887,319 | 300 | 200 | 6,337,158 | 451 | 474 | 0 | 0 | 2,327,541 | 509,453 | 4,354,461 | 113 | 127 | 145 | 898,514 | 762,480 | 141,944,653 | 4.54 |
| 10/4/2025 | 119,811,294 | 0 | 3,459,906 | 60.5 | 61.25 | 62.5 | 1,192,819 | 4,869,299 | 568,278 | 928,358 | 982,552 | 225 | 300 | 6,731,909 | 497 | 520 | (3) | 0 | 2,507,490 | 560,048 | 4,522,515 | 160 | 174 | 195 | 928,637 | 787,394 | 147,850,496 | 4.73 |
| 10/11/2025 | 116,183,619 | 2690 (\$5.N); 2691 (\$10.N) - 10/6/25 | 3,378,087 | 63.25 | 64.5 | 65 | 1,159,516 | 4,825,967 | 559,438 | 921,111 | 1,440,368 | 450 | 625 | 6,963,170 | 547 | 575 | 0 | 0 | 2,506,163 | 567,623 | 4,637,024 | 207 | 223 | 244 | 939,275 | 772,438 | 144,853,798 | 4.63 |
| 10/18/2025 | 116,611,250 | 0 | 3,358,894 | 65.50 | 66.25 | 67 | 1,154,590 | 4,775,604 | 561,992 | 907,768 | 1,880,492 | 825 | 1,075 | 7,662,460 | 600 | 625 | 0 | 0 | 2,504,412 | 562,324 | 4,788,362 | 258 | 273 | 295 | 966,298 | 748,386 | 146,482,831 | 4.68 |
| 10/25/2025 | 113,901,260 | 2692 (\$2.N); 2693 (\$5.N); 2671 (\$20.N) - 10/20/25 | 3,398,180 | 67.25 | 68 | 68.75 | 1,156,740 | 4,807,199 | 567,574 | 907,384 | 862,495 | 200 | 225 | 8,536,920 | 650 | 680 | 0 | 0 | 2,491,542 | 554,435 | 5,177,688 | 304 | 320 | 344 | 1,031,992 | 746,480 | 144,139,888 | 4.61 |
| 11/1/2025 | 114,138,994 | 0 | 3,362,464 | 69.5 | 70.5 | 71 | 1,160,551 | 4,837,900 | 585,155 | 907,716 | 1,193,745 | 300 | 450 | 9,656,755 | 714 | 754 | 0 | 0 | 2,522,361 | 579,895 | 5,398,350 | 358 | 376 | 400 | 1,074,576 | 740,460 | 146,158,922 | 4.67 |
| 11/8/2025 | 115,234,027 | 2696 (\$1.N); 2697 (\$3.N); 2698 (\$5.N); 2699 (\$10.N) - 11/3/25 | 3,386,393 | 72.75 | 73.75 | 75.25 | 1,161,401 | 4,867,368 | 583,660 | 894,010 | 1,048,356 | 625 | 200 | 12,280,385 | 800 | 843 | 0 | 0 | 2,525,482 | 577,729 | 5,984,760 | 419 | 438 | 467 | 1,170,751 | 748,322 | 150,462,643 | 4.81 |
| 11/15/2025 | 113,859,651 | 0 | 3,396,610 | 75.75 | 76.75 | 78 | 1,153,885 | 4,685,748 | 554,061 | 874,875 | 811,070 | 250 | 200 | 16,798,300 | 900 | 980 | 0 | 0 | 2,393,981 | 539,658 | 7,011,922 | 490 | 512 | 546 | 1,350,024 | 724,268 | 154,154,053 | 4.93 |
| 11/22/2025 | 116,939,423 | 2656 (\$2.N); 2701(\$5.N); 2677 (\$50.N) - 11/17/25 | 1,907,200 | 5 | 5.25 | 5.5 | 705,324 | 4,633,061 | 574,628 | 882,044 | 856,693 | 200 | 275 | 4,184,745 | 50 | 60 | 0 | 0 | 2,412,478 | 560,677 | 7,170,762 | 570 | 593 | 629 | 1,386,346 | 744,492 | 142,957,872 | 4.57 |
| 11/29/2025 | 116,128,680 | 0 | 1,916,007 | 5.75 | 6 | 6.25 | 710,731 | 4,624,101 | 557,190 | 870,921 | 1,237,156 | 425 | 625 | 4,278,280 | 70 | 80 | 0 | 0 | 2,357,548 | 530,829 | 8,190,170 | 654 | 681 | 719 | 1,556,900 | 729,828 | 143,688,341 | 4.59 |
| 12/6/2025 | 117,931,555 | 2667 (\$5.N); 2705 (\$10.N); 2744 (\$20.N) | 2,013,426 | 6.5 | 6.75 | 7 | 743,409 | 4,781,919 | 571,814 | 912,192 | 1,095,880 | 825 | 200 | 4,231,435 | 90 | 50 | 0 | 0 | 2,442,661 | 554,360 | 10,867,154 | 740 | 775 | 820 | 2,034,692 | 766,846 | 148,947,342 | 4.76 |
| 12/13/2025 | 118,994,838 | 0 | 2,133,736 | 7.25 | 7.5 | 7.75 | 793,528 | 4,740,953 | 552,011 | 911,371 | 828,035 | 225 | 200 | 4,791,160 | 60 | 70 | 0 | 0 | 2,419,441 | 538,836 | 20,112,954 | 875 | 930 | 1.0 | 3,701,554 | 771,306 | 161,289,722 | 5.15 |
| 12/20/2025 | 122,459,931 | 2622 (\$2.N); 2742 (\$5.N) | 2,333,996 | 8 | 8.25 | 8.5 | 882,083 | 4,689,385 | 549,448 | 908,267 | 825,099 | 225 | 200 | 5,736,270 | 80 | 90 | 0 | 0 | 2,387,358 | 529,297 | 38,426,659 | 1.1 | 1.25 | 1.5 | 7,040,903 | 788,458 | 187,557,153 | 5.99 |
| 12/27/2025 | 131,100,158 | 0 | 2,500,410 | 9 | 10.00 | 10.8 | 930,975 | 4,741,416 | 561,903 | 899,906 | 994,275 | 225 | 375 | 6,279,120 | 100 | 125 | 0 | 0 | 2,402,514 | 541,242 | 41,432,986 | 1.6 | 1.70 | 20 | 7,628,109 | 773,926 | 200,787,029 | 6.42 |
| 1/3/2026 | 129,370,701 | 0 | 2,456,334 | 11.25 | 11.5 | 12.25 | 890,071 | 4,947,354 | 612,295 | 953,191 | 1,551,624 | 600 | 850 | 5,332,950 | 138 | 157 | 0 | 0 | 2,560,662 | 586,035 | 4,973,140 | 33 | 45 | 64 | 1,034,167 | 793,932 | 156,062,455 | 4.99 |
| 1/10/2026 | 120,165,658 | 2711 (\$3.N); 2712 (\$5.N); 2713 (\$10.N); 2714 (\$20.N) | 2,310,648 | 13 | 13.75 | 14.25 | 836,348 | 4,757,739 | 560,191 | 916,799 | 886,382 | 200 | 225 | 5,018,281 | 180 | 199 | (12) | 0 | 2,456,761 | 553,271 | 4,988,088 | 86 | 105 | 124 | 1,033,466 | 786,690 | 145,270,309 | 4.64 |
| 1/17/2026 | 117,446,614 | 0 | 2,301,655 | 14.75 | 15.25 | 16 | 832,314 | 4,652,579 | 558,906 | 905,585 | 1,217,322 | 300 | 475 | 4,978,870 | 215 | 230 | 0 | 0 | 2,473,983 | 561,494 | 5,202,603 | 137 | 156 | 179 | 1,055,585 | 766,350 | 142,953,859 | 4.57 |
| 1/24/2026 | 112,784,480 | 2710 (\$1.N); 2672 (\$2.N); 2689 (\$50.N) | 2,271,656 | 16.5 | 17 | 17.75 | 826,677 | 4,445,793 | 534,996 | 883,338 | 1,873,942 | 650 | 900 | 5,064,945 | 250 | 266 | 0 | 0 | 2,381,552 | 530,581 | 4,636,647 | 193 | 209 | 20 | 951,992 | 737,280 | 137,923,879 | 4.41 |
| 1/31/2026 | 111,452,971 | 0 | 2,125,894 | 18.25 | 18.5 | 19.25 | 774,265 | 4,487,642 | 546,685 | 857,446 | 1,916,397 | 1,125 | 1,375 | 4,816,135 | 285 | 303 | 0 | 0 | 2,328,129 | 526,981 | 3,549,326 | 30 | 43 | 57 | 751,510 | 706,572 | 134,839,953 | 4.31 |
| 2/7/2026 | 132,327,381 | 2751 (\$5.N); 2636 (\$10.N); 2627 (\$100.N) | 2,444,026 | 19.75 | 20.25 | 21.25 | 884,588 | 4,888,933 | 585,858 | 935,098 | 919,057 | 200 | 225 | 5,668,515 | 323 | 346 | 0 | 0 | 2,576,480 | 573,770 | 4,236,186 | 65 | 80 | 102 | 890,882 | 790,742 | 157,721,515 | 5.04 |
| 2/14/2026 | 124,752,857 | 0 | 2,390,470 | 21.5 | 22.25 | 22.75 | 868,466 | 4,935,434 | 590,610 | 918,168 | 1,357,190 | 325 | 500 | 5,643,980 | 366 | 385 | 0 | 0 | 2,522,431 | 566,127 | 4,347,667 | 113 | 126 | 146 | 902,667 | 778,356 | 150,574,423 | 4.81 |
| 2/21/2026 | 125,219,187 | 2720 (\$5.N); 2722 (\$20.N) | 2,433,516 | 23 | 23.500 | 24.25 | 875,577 | 4,759,987 | 581,008 | 915,674 | 1,991,561 | 700 | 925 | 5,938,045 | 395 | 416 | 0 | 0 | 2,509,207 | 573,677 | 4,550,686 | 154 | 169 | 190 | 922,317 | 770,228 | 152,040,669 | 4.86 |
| 2/28/2026 | 132,219,938 | 0 | 2,475,440 | 24.75 | 25.25 | 26 | 899,075 | 5,290,191 | 696,600 | 943,411 | 2,721,215 | 1,225 | 1,550 | 6,165,880 | 438 | 458 | 0 | 0 | 2,691,588 | 635,990 | 4,771,466 | 203 | 218 | 238 | 976,967 | 807,966 | 161,295,726 | 5.15 |
| 3/7/2026 | 132,264,261 | 2646 (\$2.N); 2660 (\$5.N); 2632 (\$10.N) | 2,509,109 | 26.25 | 27 | 27.75 | 899,299 | 5,146,916 | 643,546 | 940,098 | 3,020,530 | 1,950 | 2,440 | 6,556,080 | 473 | 496 | 0 | 0 | 2,629,368 | 609,553 | 3,903,123 | 249 | 20 | 35 | 823,684 | 795,648 | 160,741,215 | 5.14 |
| 3/14/2026 | 131,368,384 | 0 | 2,570,080 | 28.5 | 29 | 30 | 914,553 | 4,901,337 | 600,669 | 919,867 | 920,182 | 200 | 200 | 5,266,365 | 533 | 50 | 0 | 0 | 2,546,138 | 585,044 | 3,644,032 | 46 | 58 | 75 | 775,192 | 794,728 | 155,815,571 | 4.91 |

Texas Lottery - Weekly Sales Summary for FY 2026 (Unaudited)

| Week Ended | Scratch Tickets | New Games & Dates | Lotto Texas | M | Jackpot W | S | Lotto Extra | Pick 3 | Pick 3 Fireball | Cash Five | Texas Two Step | M | TH | Mega Millions | T | F | Megaplier | MM Just the Jackpot | Daily 4 | Daily 4 Fireball | Powerball | M | W | S | Power Play | All or Nothing | Total | Per Cap. |
|------------------------------------|-----------------|--|--------------|-------|-----------|-------|--------------|--------------|-----------------|--------------|----------------|-----|-----|---------------|-----|-----|--------------|---------------------|--------------|------------------|--------------|-----|-----|-----|--------------|----------------|---------------|-------------------|
| 3/21/2026 | 122,463,970 | 2723 (\$5.N); 2725 (\$20.N) | 2,610,230 | 30.75 | 31.5 | 32 | 936,817 | 4,828,844 | 598,167 | 909,989 | 1,162,761 | 225 | 350 | 3,559,345 | 60 | 50 | 0 | 0 | 2,501,253 | 557,816 | 4,052,160 | 88 | 101 | 120 | 843,412 | 769,040 | 145,793,803 | 4.60 |
| 3/28/2026 | 123,640,655 | 0 | 2,645,841 | 32.75 | 33.5 | 34.25 | 949,957 | 4,925,022 | 611,606 | 910,104 | 1,595,757 | 525 | 750 | 3,562,515 | 60 | 70 | 0 | 0 | 2,567,087 | 597,371 | 4,376,284 | 133 | 147 | 166 | 898,531 | 760,094 | 148,040,823 | 4.67 |
| 4/4/2026 | 128,164,944 | 2728 (\$5.N); 2724 (\$10.N); 2730 (\$30.N) | 2,739,434 | 35.25 | 35.5 | 36.5 | 975,834 | 5,199,884 | 648,068 | 943,698 | 1,016,207 | 200 | 225 | 3,749,265 | 80 | 90 | 0 | 0 | 2,796,460 | 678,469 | 4,806,878 | 180 | 194 | 217 | 981,992 | 786,398 | 153,487,631 | 4.84 |
| 4/11/2026 | 125,923,441 | 0 | 2,775,876 | 37.25 | 37.75 | 38.5 | 973,512 | 5,184,327 | 651,947 | 948,129 | 1,310,279 | 350 | 525 | 3,994,595 | 100 | 110 | 0 | 0 | 2,785,653 | 663,315 | 3,823,669 | 231 | 20 | 35 | 806,037 | 791,190 | 150,631,969 | 4.75 |
| 4/18/2026 | 127,124,879 | 2662 (\$3.N); 2577 (\$5.N); 2610 (\$50.N) | 2,828,033 | 39 | 39.75 | 40.5 | 989,558 | 5,025,742 | 623,374 | 938,195 | 906,740 | 200 | 200 | 4,213,040 | 120 | 130 | 0 | 0 | 2,688,597 | 636,201 | 3,607,992 | 45 | 58 | 75 | 767,321 | 781,206 | 151,130,877 | 4.77 |
| 4/25/2026 | 124,770,461 | 0 | 2,173,507 | 41 | 5 | 5.25 | 792,293 | 4,848,730 | 611,550 | 929,060 | 938,647 | 200 | 225 | 4,263,445 | 140 | 150 | 0 | 0 | 2,547,575 | 609,342 | 4,046,708 | 87 | 100 | 118 | 840,577 | 784,048 | 148,155,942 | 4.67 |
| 5/2/2026 | 125,115,461 | 2736 (\$5.N); 2737 (\$10.N); 2738 (\$20.N) | 1,928,702 | 5.5 | 5.75 | 6 | 720,535 | 4,914,336 | 609,352 | 945,794 | 971,982 | 325 | 200 | 4,529,465 | 163 | 178 | 0 | 0 | 2,665,714 | 634,250 | 3,941,670 | 130 | 143 | 20 | 823,409 | 787,322 | 148,587,992 | 4.69 |
| 5/9/2026 | 124,754,690 | 0 | 1,986,647 | 6.25 | 6.5 | 6.75 | 737,176 | 4,985,562 | 610,380 | 938,938 | 910,064 | 200 | 225 | 5,046,410 | 195 | 215 | 0 | 0 | 2,615,716 | 617,070 | 3,435,034 | 20 | 30 | 47 | 737,096 | 785,920 | 148,160,702 | 4.67 |
| weekly change | -7.1% | | -5.9% | | | | -6.0% | -3.8% | -8.5% | -3.8% | -42.9% | | | -5.9% | | | 0.0% | 0.0% | -4.1% | -5.6% | 0.3% | | | | -0.1% | -0.9% | | -6.9% |
| | SALES | | SALES | | | | SALES | SALES | SALES | SALES | SALES | | | SALES | | | SALES | SALES | SALES | SALES | SALES | | | | SALES | SALES | SALES | % of Sales |
| Calendar Year to date 2025 | 2,298,263,642 | | 44,483,092 | | | | 16,027,373 | 90,630,126 | 11,169,946 | 17,042,705 | 26,251,724 | | | 90,410,246 | | | (12) | 0 | 47,540,936 | 11,004,042 | 77,837,167 | | | | 16,181,592 | 14,346,506 | 2,761,189,084 | 100.0% |
| Fiscal Year to date 2026 | 4,366,705,696 | | 96,860,333 | | | | 34,376,728 | 173,681,953 | 21,001,311 | 32,912,867 | 45,310,418 | | | 219,122,534 | | | (227) | 0 | 90,207,695 | 20,587,605 | 332,378,656 | | | | 64,081,543 | 27,722,268 | 5,524,949,279 | 100.0% |
| Full week includes 1 day from FY24 | | | | | | | | | | | | | | | | | | | | | | | | | | | | |