



WEEKLY SALES SUMMARY

Unaudited

Week Ending: 5/22/2021

**Texas Lottery Commission
Fiscal Year to Date Sales Comparison
Unaudited**

Through the Week Ending: 5/22/2021 (38 weeks)

Sales by Game	FY 2019 *	FY 2020 **	FY 2021	\$ Change		% Change	
				FY 2021 to FY 2019	FY 2021 to FY 2020	FY 2021 to FY 2019	FY 2021 to FY 2020
Scratch Tickets	\$ 3,593,690,510	\$ 3,874,118,050	\$ 4,774,777,448	\$ 1,181,086,938	\$ 900,659,398	32.9%	23.2%
Lotto Texas	78,590,603	76,915,726	98,304,868	19,714,265	21,389,142	25.1%	27.8%
Lotto Extra	19,287,184	20,443,827	28,871,143	9,583,959	8,427,316	49.7%	41.2%
Pick 3	183,521,410	181,316,169	206,307,942	22,786,532	24,991,773	12.4%	13.8%
Pick 3 Sum It Up	3,278,564	-	-	-3,278,564	-	-100.0%	-
Pick 3 Fireball	2,096,977	13,734,954	18,175,099	16,078,123	4,440,146	766.7%	32.3%
Cash Five	34,342,801	33,038,745	37,367,094	3,024,293	4,328,349	8.8%	13.1%
Texas Two Step	44,891,389	43,209,549	49,182,078	4,290,689	5,972,530	9.6%	13.8%
Mega Millions	297,171,052	144,844,962	267,848,029	-29,323,023	123,003,067	-9.9%	84.9%
Megaplier	43,258,999	24,560,193	44,871,312	1,612,313	20,311,119	3.7%	82.7%
MM Just the Jackpot	1,320,191	582,825	1,089,426	-230,765	506,601	-17.5%	86.9%
Daily 4	82,290,626	81,862,780	88,530,815	6,240,189	6,668,035	7.6%	8.1%
Daily 4 Sum It Up	4,072,164	-	-	-4,072,164	-	-100.0%	-
Daily 4 Fireball	1,382,809	11,415,134	14,395,673	13,012,864	2,980,539	941.0%	26.1%
Powerball	244,221,140	138,053,186	213,636,457	-30,584,683	75,583,271	-12.5%	54.7%
Power Play	37,456,812	23,680,289	36,933,376	-523,436	13,253,087	-1.4%	56.0%
All or Nothing	22,996,987	25,564,585	31,761,019	8,764,032	6,196,434	38.1%	24.2%
Total	\$ 4,693,870,215	\$ 4,693,340,973	\$ 5,912,051,778	\$ 1,218,181,563	\$ 1,218,710,805	26.0%	26.0%

* 3 extra days

** 2 extra days

Texas Lottery Commission
Fiscal Year Over Year Change in Sales
Unaudited
FY 2021 Compared to FY 2020

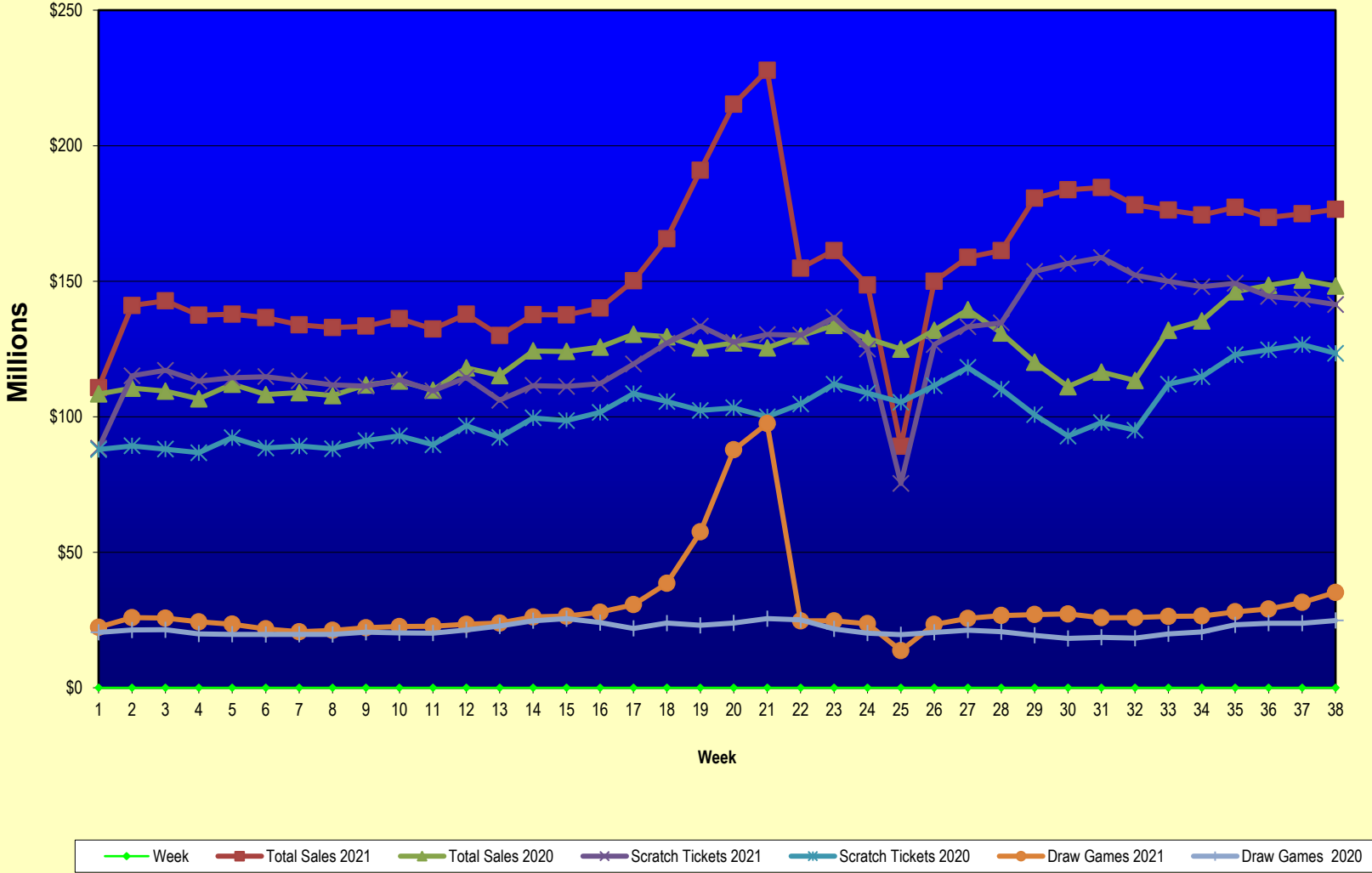
		SCRATCH TICKETS				DRAW GAMES				TOTAL SALES			
FY 2021		FY 2021	FY 2020	Difference	% change - Cumulative Sales	FY 2021	FY 2020	Difference	% change - Cumulative Sales	FY 2021	FY 2020	Difference	% change - Cumulative Sales
Week	Week Ending												
1	9/5/2020*	\$88,381,162	\$87,955,988	\$425,174	0.5%	\$22,327,441	\$20,447,416	\$1,880,026	9.2%	\$110,708,603	\$108,403,404	\$2,305,200	2.1%
2	9/12/2020	\$115,145,117	\$89,240,373	\$25,904,744	29.0%	\$25,865,986	\$21,301,605	\$4,564,381	21.4%	\$141,011,103	\$110,541,978	\$30,469,125	27.6%
3	9/19/2020	\$117,098,316	\$88,068,469	\$29,029,847	33.0%	\$25,689,861	\$21,426,167	\$4,263,694	19.9%	\$142,788,177	\$109,494,636	\$33,293,541	30.4%
4	9/26/2020	\$113,153,550	\$86,745,066	\$26,408,484	30.4%	\$24,320,273	\$19,862,967	\$4,457,307	22.4%	\$137,473,823	\$106,608,033	\$30,865,791	29.0%
5	10/3/2020	\$114,375,276	\$92,284,132	\$22,091,144	23.9%	\$23,460,330	\$19,717,594	\$3,742,737	19.0%	\$137,835,606	\$112,001,726	\$25,833,881	23.1%
6	10/10/2020	\$114,802,883	\$88,490,099	\$26,312,784	29.7%	\$21,716,732	\$19,667,924	\$2,048,809	10.4%	\$136,519,615	\$108,158,023	\$28,361,593	26.2%
7	10/17/2020	\$113,280,669	\$89,190,486	\$24,090,183	27.0%	\$20,664,725	\$19,704,335	\$960,390	4.9%	\$133,945,394	\$108,894,821	\$25,050,573	23.0%
8	10/24/2020	\$111,745,204	\$88,173,783	\$23,571,421	26.7%	\$21,165,208	\$19,681,792	\$1,483,416	7.5%	\$132,910,412	\$107,855,575	\$25,054,837	23.2%
9	10/31/2020	\$111,272,152	\$91,201,316	\$20,070,836	22.0%	\$22,136,334	\$20,509,492	\$1,626,843	7.9%	\$133,408,486	\$111,710,808	\$21,697,679	19.4%
10	11/7/2020	\$113,620,007	\$92,978,873	\$20,641,134	22.2%	\$22,606,708	\$20,252,459	\$2,354,250	11.6%	\$136,226,715	\$113,231,332	\$22,995,384	20.3%
11	11/14/2020	\$109,577,081	\$89,685,517	\$19,891,564	22.2%	\$22,749,434	\$20,172,714	\$2,576,720	12.8%	\$132,326,515	\$109,858,231	\$22,468,284	20.5%
12	11/21/2020	\$114,446,332	\$96,650,014	\$17,796,318	18.4%	\$23,397,417	\$21,373,038	\$2,024,380	9.5%	\$137,843,749	\$118,023,052	\$19,820,698	16.8%
13	11/28/2020	\$106,113,701	\$92,381,438	\$13,732,263	14.9%	\$23,890,237	\$22,801,917	\$1,088,320	4.8%	\$130,003,938	\$115,183,355	\$14,820,583	12.9%
14	12/5/2020	\$111,508,837	\$99,556,606	\$11,952,231	12.0%	\$26,132,516	\$24,727,128	\$1,405,389	5.7%	\$137,641,353	\$124,283,734	\$13,357,620	10.7%
15	12/12/2020	\$111,156,442	\$98,579,669	\$12,576,773	12.8%	\$26,432,394	\$25,527,202	\$905,192	3.5%	\$137,588,836	\$124,106,871	\$13,481,965	10.9%
16	12/19/2020	\$112,212,350	\$101,628,893	\$10,583,457	10.4%	\$27,895,989	\$24,068,057	\$3,827,932	15.9%	\$140,108,339	\$125,696,950	\$14,411,389	11.5%
17	12/26/2020	\$119,456,586	\$108,533,892	\$10,922,694	10.1%	\$30,653,848	\$21,912,659	\$8,741,189	39.9%	\$150,110,434	\$130,446,551	\$19,663,883	15.1%
18	1/2/2021	\$127,122,270	\$105,603,978	\$21,518,292	20.4%	\$38,528,413	\$23,890,650	\$14,637,764	61.3%	\$165,650,683	\$129,494,628	\$36,156,056	27.9%
19	1/9/2021	\$133,494,933	\$102,317,060	\$31,177,873	30.5%	\$57,484,861	\$23,070,952	\$34,413,909	149.2%	\$190,979,794	\$125,388,012	\$65,591,782	52.3%
20	1/16/2021	\$127,542,833	\$103,309,252	\$24,233,581	23.5%	\$87,788,743	\$23,931,389	\$63,857,355	266.8%	\$215,331,576	\$127,240,641	\$88,090,936	69.2%
21	1/23/2021	\$130,328,004	\$99,944,800	\$30,383,204	30.4%	\$97,504,542	\$25,502,038	\$72,002,505	282.3%	\$227,832,546	\$125,446,838	\$102,385,709	81.6%
22	1/30/2021	\$130,076,595	\$104,739,453	\$25,337,142	24.2%	\$24,692,518	\$25,038,970	(\$346,452)	-1.4%	\$154,769,113	\$129,778,423	\$24,990,690	19.3%
23	2/6/2021	\$136,640,103	\$111,993,607	\$24,646,496	22.0%	\$24,693,211	\$21,709,985	\$2,983,227	13.7%	\$161,333,314	\$133,703,592	\$27,629,723	20.7%
24	2/13/2021	\$124,939,795	\$108,712,863	\$16,226,932	14.9%	\$23,636,934	\$20,194,178	\$3,442,756	17.0%	\$148,576,729	\$128,907,041	\$19,669,688	15.3%
25	2/20/2021	\$75,402,427	\$105,386,919	(\$29,984,492)	-28.5%	\$13,683,523	\$19,576,236	(\$5,892,713)	-30.1%	\$89,085,950	\$124,963,155	(\$35,877,205)	-28.7%
26	2/27/2021	\$126,573,041	\$111,502,521	\$15,070,520	13.5%	\$23,389,855	\$20,438,613	\$2,951,242	14.4%	\$149,962,896	\$131,941,134	\$18,021,762	13.7%
27	3/6/2021	\$133,200,697	\$118,172,204	\$15,028,493	12.7%	\$25,627,875	\$21,289,905	\$4,337,970	20.4%	\$158,828,572	\$139,462,109	\$19,366,463	13.9%
28	3/13/2021	\$134,601,912	\$110,225,673	\$24,376,239	22.1%	\$26,650,604	\$20,683,247	\$5,967,358	28.9%	\$161,252,516	\$130,908,920	\$30,343,597	23.2%
29	3/20/2021	\$153,635,044	\$100,753,932	\$52,881,112	52.5%	\$27,014,869	\$19,335,422	\$7,679,447	39.7%	\$180,649,913	\$120,089,354	\$60,560,559	50.4%
30	3/27/2021	\$156,511,371	\$92,874,514	\$63,636,857	68.5%	\$27,238,714	\$18,220,638	\$9,018,077	49.5%	\$183,750,085	\$111,095,152	\$72,654,934	65.4%
31	4/3/2021	\$158,758,180	\$97,875,268	\$60,882,912	62.2%	\$25,817,113	\$18,608,229	\$7,208,884	38.7%	\$184,575,293	\$116,483,497	\$68,091,796	58.5%
32	4/10/2021	\$152,261,121	\$95,060,231	\$57,200,890	60.2%	\$25,896,084	\$18,312,370	\$7,583,715	41.4%	\$178,157,205	\$113,372,601	\$64,784,605	57.1%
33	4/17/2021	\$149,946,632	\$111,984,645	\$37,961,987	33.9%	\$26,330,496	\$19,908,374	\$6,422,123	32.3%	\$176,277,128	\$131,893,019	\$44,384,110	33.7%
34	4/24/2021	\$147,956,805	\$114,733,967	\$33,222,838	29.0%	\$26,462,493	\$20,610,971	\$5,851,522	28.4%	\$174,419,298	\$135,344,938	\$39,074,360	28.9%
35	5/1/2021	\$149,268,466	\$122,883,938	\$26,384,528	21.5%	\$28,003,294	\$23,239,818	\$4,763,476	20.5%	\$177,271,760	\$146,123,756	\$31,148,004	21.3%
36	5/8/2021	\$144,423,251	\$124,659,093	\$19,764,158	15.9%	\$29,055,332	\$23,844,834	\$5,210,498	21.9%	\$173,478,583	\$148,503,927	\$24,974,656	16.8%
37	5/15/2021	\$143,355,893	\$126,618,315	\$16,737,578	13.2%	\$31,496,103	\$23,816,884	\$7,679,220	32.2%	\$174,851,996	\$150,435,199	\$24,416,798	16.2%
38	5/22/2021	\$141,392,410	\$123,421,203	\$17,971,207	14.6%	\$35,173,326	\$24,844,768	\$10,328,559	41.6%	\$176,565,736	\$148,265,971	\$28,299,766	19.1%
39	5/29/2021		\$121,587,798				\$26,174,754				\$147,762,552		
40	6/5/2021		\$128,152,407				\$27,653,351				\$155,805,758		
41	6/12/2021		\$124,337,803				\$24,325,618				\$148,663,421		
42	6/19/2021		\$121,867,783				\$21,238,025				\$143,105,808		

Texas Lottery Commission
Fiscal Year Over Year Change in Sales
 Unaudited
 FY 2021 Compared to FY 2020

			SCRATCH TICKETS				DRAW GAMES				TOTAL SALES			
FY 2021			FY 2021	FY 2020	Difference	% change - Cumulative Sales	FY 2021	FY 2020	Difference	% change - Cumulative Sales	FY 2021	FY 2020	Difference	% change - Cumulative Sales
Week	Week	Ending												
43	6/26/2021			\$120,777,685				\$21,274,287				\$142,051,972		
44	7/3/2021			\$121,140,896				\$22,407,902				\$143,548,798		
45	7/10/2021			\$114,591,206				\$22,821,511				\$137,412,717		
46	7/17/2021			\$114,444,652				\$23,021,475				\$137,466,127		
47	7/24/2021			\$113,701,030				\$23,085,273				\$136,786,303		
48	7/31/2021			\$115,767,821				\$22,752,584				\$138,520,405		
49	8/7/2021			\$117,301,276				\$23,791,977				\$141,093,253		
50	8/14/2021			\$111,123,756				\$22,904,623				\$134,028,379		
51	8/21/2021			\$112,919,496				\$21,669,592				\$134,589,088		
52	8/28/2021			\$113,122,453				\$22,007,271				\$135,129,724		
	8/31/2021**			\$30,859,274				\$3,863,234				\$34,722,508		
Total thru Current Week			\$4,774,777,448	\$3,874,118,050	\$900,659,398	23.2%	\$1,137,274,330	\$819,222,923	\$318,051,407	38.8%	\$5,912,051,778	\$4,693,340,973	\$1,218,710,805	26.0%
Fiscal Year Total			\$4,774,777,448	\$5,555,813,386			\$1,137,274,330	\$1,148,214,397			\$5,912,051,778	\$6,704,027,783		

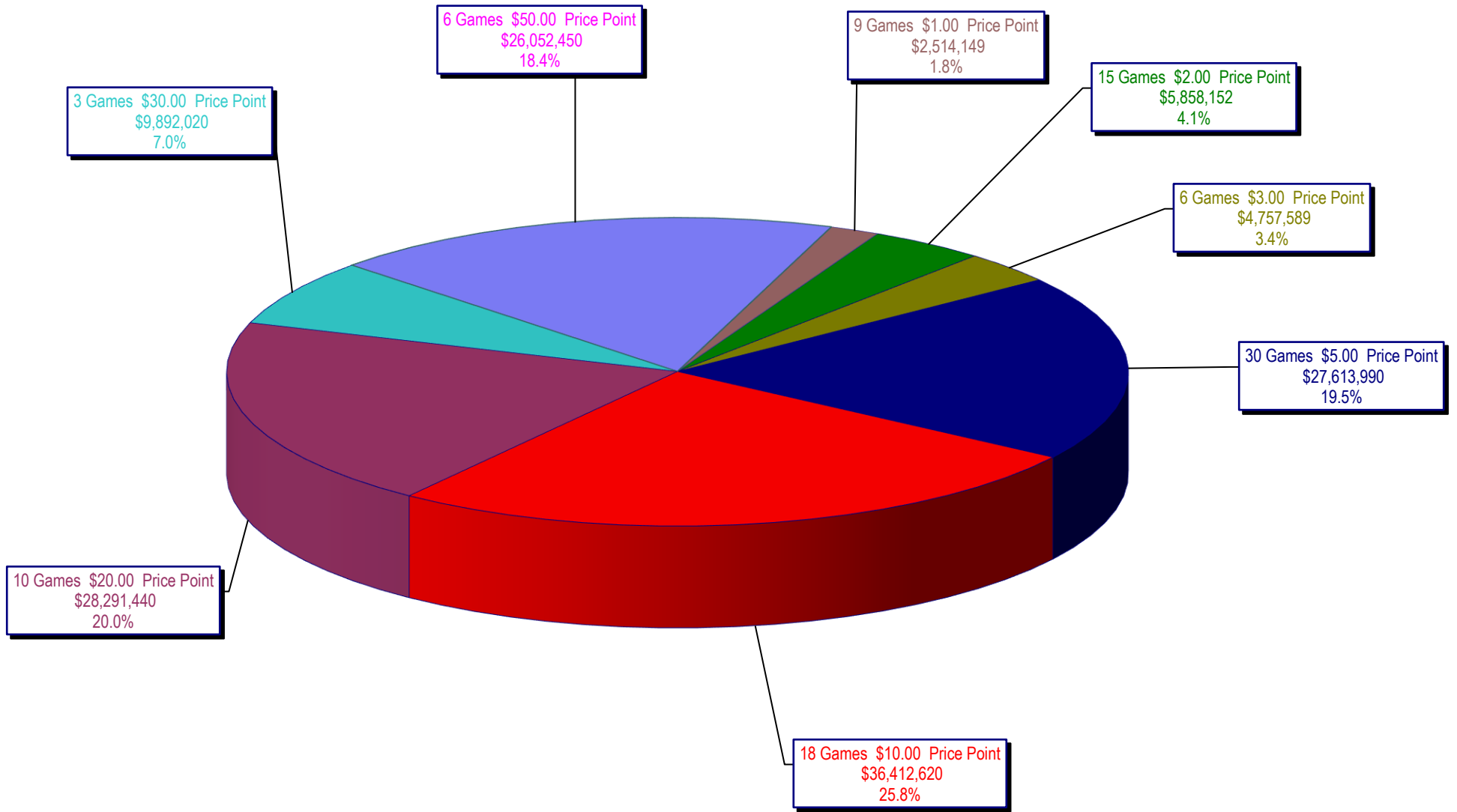
* FY 21 includes 5 days
 ** FY 20 includes 2 days
 ** FY 21 includes 3 days

Texas Lottery Commission Fiscal Year Over Year Change in Sales

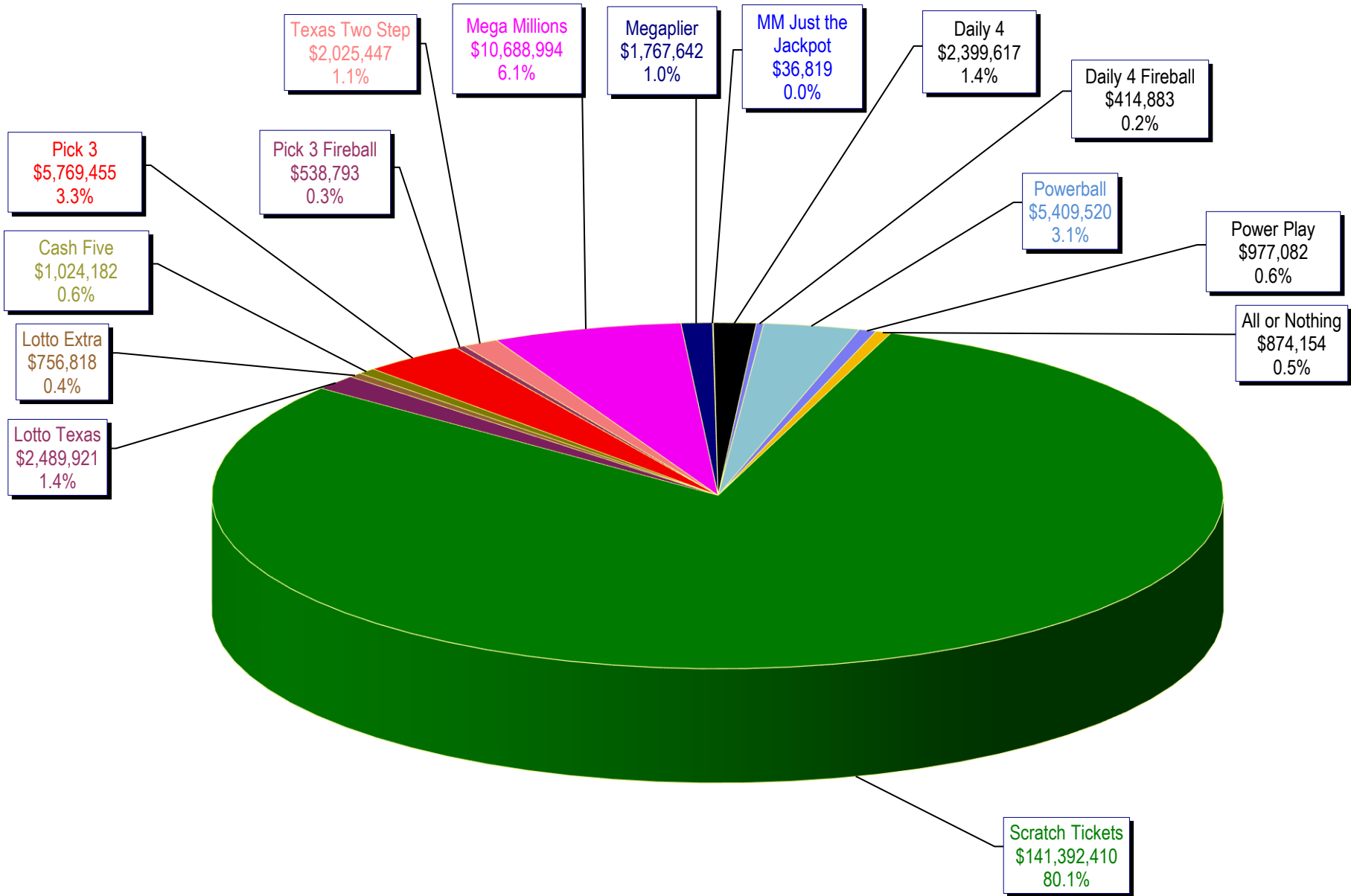


Note: Report is prepared on a Fiscal Year basis.

Texas Lottery Commission
Scratch Ticket Sales
For the Week Ending 5/22/2021
(Unaudited)



Texas Lottery Commission
All Game Sales
For the Week Ending 5/22/2021
(Unaudited)



Texas Lottery Commission - Weekly Sales Summary for FY 2021 (Unaudited)

Week Ended	Scratch Tickets	New Games & Dates	Lotto Texas	Jackpot		Lotto Extra	Pick 3	Pick 3 Fireball	Cash Five	Texas Two Step	Jackpot		Mega Millions	Jackpot		Megaplier	MM Just the Jackpot	Daily 4	Daily 4 Fireball	Powerball	Jackpot		Power Play	All or Nothing	Total	Per Cap.
				W	S						M	TH		T	F						W	S				
9/05/2020*	119,240,436	0	4,900,880	36.75	37.5	1,317,942	5,627,095	495,670	975,355	1,198,425	225	350	3,498,263	78	88	644,018	15,564	2,426,444	392,334	3,296,712	56	66	623,274	778,700	145,431,111	5.02
9/12/2020	115,145,117	2252 (\$1,N); 2257 (\$2,N); 2253 (\$5,N); 2254 (\$10,N); 2255 (\$20,N) - 9/08/2020	4,786,564	39	40.5	1,302,979	5,450,541	475,781	947,289	1,141,053	550	200	3,674,730	97	108	664,073	15,378	2,349,281	372,234	3,320,494	75	85	619,095	746,494	141,011,103	4.86
9/19/2020	117,098,316	0	5,425,043	41.25	42.75	1,489,746	5,329,710	459,742	949,747	983,576	225	200	3,241,795	119	20	598,298	13,437	2,292,990	360,309	3,178,372	94	20	597,151	769,946	142,788,177	4.92
9/26/2020	113,153,550	2240 (\$2,N); 2246 (\$2,N); 2271 (\$10,N) - 9/21/2020	5,553,721	44	45.5	1,543,098	5,131,115	444,652	936,549	1,131,313	225	350	2,595,022	22	24	498,807	11,688	2,196,601	342,415	2,669,380	22	25	516,832	749,082	137,473,823	4.74
10/3/2020	114,375,276	0	3,912,148	47	5	1,099,604	5,328,809	460,344	960,535	1,736,672	525	725	2,743,952	32	41	521,588	11,514	2,230,409	348,411	2,823,728	34	43	542,037	740,580	137,835,606	4.75
10/10/2020	114,802,883	2259 (\$1,N); 2260 (\$5,N); 2274 (\$50,N) - 10/5/2020	2,162,587	5.25	5.5	628,576	5,060,112	421,479	946,873	2,295,357	950	1,275	2,889,056	50	60	538,328	12,156	2,163,365	337,694	2,985,318	52	62	555,666	720,166	136,519,615	4.71
10/17/2020	113,280,669	0	2,137,900	5.75	6	625,550	5,028,124	407,439	939,006	944,563	200	200	2,999,686	77	69	550,648	12,444	2,179,649	338,936	3,163,736	72	82	583,282	753,762	133,945,394	4.62
10/24/2020	111,745,204	2262 (\$2,N); 2263 (\$5,N); 2264 (\$10,N); 2040 (\$20,N) - 10/19/2020	2,135,487	6.25	6.5	627,816	4,919,589	399,003	930,223	993,681	200	225	3,187,422	86	97	581,691	13,428	2,221,398	335,447	3,438,500	91	102	621,336	760,188	132,910,412	4.58
10/31/2020	111,272,152	0	2,149,428	6.75	7	628,926	5,012,595	408,443	925,476	1,289,393	375	525	3,420,678	109	118	615,454	13,872	2,252,625	350,159	3,672,568	116	127	655,294	741,424	133,408,486	4.60
11/7/2020	113,620,007	2265 (\$1,N); 2266 (\$3,N); 2267 (\$5,N); 2249 (\$5,N) - 11/02/2020	2,189,403	7.25	7.5	629,879	5,190,194	425,841	938,750	973,168	200	225	3,694,336	129	142	657,406	15,246	2,262,604	349,405	3,842,270	137	149	679,622	758,586	136,226,715	4.70
11/14/2020	109,577,081	0	2,190,591	7.75	8	633,871	5,056,845	411,960	935,549	966,851	200	225	3,853,268	152	165	678,805	16,026	2,201,516	330,133	4,021,074	158	168	704,507	748,438	132,326,515	4.56
11/21/2020	114,446,332	2269 (\$2,N); 2270 (\$5,N); 2298 (\$20,N) - 11/16/2020	2,191,245	8.25	8.5	634,394	5,046,147	414,849	921,840	1,253,452	350	525	4,032,642	176	188	698,621	16,608	2,181,930	327,094	4,226,423	179	192	731,337	720,836	137,843,749	4.75
11/28/2020	106,113,701	2250 (\$5,N) - 11/23/2020	2,187,557	8.75	9	637,869	4,956,022	402,134	887,689	889,378	200	225	4,466,622	200	214	762,179	17,478	2,155,675	322,954	4,691,164	202	216	801,896	711,620	130,003,938	4.48
12/5/2020	111,508,837	0	2,103,173	5	5.25	617,745	5,384,426	448,282	971,053	1,287,425	350	500	4,997,344	229	244	844,358	19,314	2,334,912	358,890	5,138,360	231	243	870,569	756,666	137,641,353	4.75
12/12/2020	111,156,442	2160 (\$1,N); 2147 (\$5,N); 2335 (\$10,N) - 12/07/2020	2,132,528	5.5	5.75	631,153	5,275,669	427,926	954,355	956,213	200	225	5,366,742	264	276	900,622	20,751	2,260,947	345,370	5,473,968	262	277	920,795	765,356	137,588,836	4.75
12/19/2020	112,212,350	0	2,163,823	6	6.25	639,430	5,228,079	434,269	949,684	918,216	200	200	6,079,226	291	310	1,010,231	23,658	2,288,502	359,142	6,014,958	287	304	1,009,358	777,414	140,108,339	4.83
12/26/2020	119,456,586	2275 (\$2,N); 2276 (\$5,N) - 12/21/2020	2,287,177	6.5	6.75	675,875	5,314,659	451,170	943,447	969,410	225	200	7,149,896	330	352	1,154,637	29,199	2,242,632	351,367	7,144,430	321	341	1,175,407	764,542	150,110,434	5.18
1/2/2021	127,122,270	2247 (\$5,N) - 12/28/2020	2,583,639	7	7.25	774,071	5,485,652	481,315	1,038,683	1,176,302	225	375	10,216,620	376	401	1,647,161	41,229	2,358,450	375,856	9,876,536	363	384	1,617,112	855,788	165,650,683	5.71
1/9/2021	133,494,933	2277 (\$1,N); 2279 (\$3,N); 2280 (\$5,N); 2281 (\$10,N); 2282 (\$20,N) - 1/04/2021	2,918,217	7.5	7.75	873,506	5,481,586	475,963	1,094,279	1,075,466	200	225	19,023,274	447	520	2,969,319	74,370	2,373,592	386,321	17,154,894	410	470	2,680,653	903,422	190,979,794	6.59
1/16/2021	127,542,833	0	3,012,953	5	5.25	905,675	5,214,347	457,406	1,116,010	1,542,821	375	550	34,387,900	625	750	5,143,201	156,366	2,221,170	354,094	28,049,666	550	640	4,270,703	956,432	215,331,576	7.43
1/23/2021	130,328,004	2225 (\$2,N); 2248 (\$10,N); 2337 (\$50,N) - 1/18/2021	2,854,635	5.5	5	859,729	5,248,587	455,430	1,116,633	1,430,855	775	200	50,219,864	865	1,000	7,672,170	175,485	2,213,956	349,317	20,614,057	730	20	3,237,588	1,056,236	227,832,546	7.86
1/30/2021	130,076,595	0	2,267,923	5.25	5.5	677,097	5,414,881	465,808	1,098,548	1,224,844	225	400	4,368,506	20	25	810,915	18,492	2,267,693	363,862	3,949,134	20	30	743,690	1,021,126	154,769,113	5.34

