



*WEEKLY SALES SUMMARY*

Unaudited

**Week Ending: 5/25/2024**

**Texas Lottery Commission  
Fiscal Year to Date Sales Comparison  
Unaudited**

Through the Week Ending: 5/25/2024 (39 weeks)

| Sales by Game       | FY 2022*                | FY 2023**               | FY 2024                 | \$ Change             |                          | % Change              |                          |
|---------------------|-------------------------|-------------------------|-------------------------|-----------------------|--------------------------|-----------------------|--------------------------|
|                     |                         |                         |                         | FY 2024 to<br>FY 2022 | FY 2024 to<br>FY 2023 to | FY 2024 to<br>FY 2022 | FY 2024 to<br>FY 2023 to |
| Scratch Tickets     | \$ 5,003,886,685        | \$ 5,039,396,684        | \$ 4,927,359,568        | \$ -76,527,117        | \$ -112,037,116          | -1.5%                 | -2.2%                    |
| Lotto Texas         | 92,239,084              | 154,901,829             | 102,096,377             | 9,857,293             | -52,805,452              | 10.7%                 | -34.1%                   |
| Lotto Extra         | 29,211,015              | 39,994,629              | 36,301,285              | 7,090,270             | -3,693,344               | 24.3%                 | -9.2%                    |
| Pick 3              | 203,040,852             | 197,302,116             | 196,289,868             | -6,750,984            | -1,012,248               | -3.3%                 | -0.5%                    |
| Pick 3 Fireball     | 19,257,824              | 20,150,234              | 21,462,276              | 2,204,452             | 1,312,042                | 11.4%                 | 6.5%                     |
| Cash Five           | 36,972,865              | 37,449,789              | 38,174,457              | 1,201,592             | 724,668                  | 3.2%                  | 1.9%                     |
| Texas Two Step      | 47,205,192              | 47,876,979              | 45,437,814              | -1,767,378            | -2,439,165               | -3.7%                 | -5.1%                    |
| Mega Millions       | 154,342,528             | 277,444,774             | 232,201,366             | 77,858,838            | -45,243,408              | 50.4%                 | -16.3%                   |
| Megaplier           | 28,498,071              | 51,299,497              | 46,044,194              | 17,546,123            | -5,255,303               | 61.6%                 | -10.2%                   |
| MM Just the Jackpot | 621,969                 | 942,198                 | 706,442                 | 84,473                | -235,756                 | 13.6%                 | -25.0%                   |
| Daily 4             | 90,280,626              | 91,151,402              | 94,161,577              | 3,880,951             | 3,010,175                | 4.3%                  | 3.3%                     |
| Daily 4 Fireball    | 17,110,064              | 17,764,141              | 19,789,422              | 2,679,359             | 2,025,282                | 15.7%                 | 11.4%                    |
| Powerball           | 272,250,371             | 370,943,589             | 405,397,657             | 133,147,286           | 34,454,068               | 48.9%                 | 9.3%                     |
| Power Play          | 48,853,651              | 68,945,835              | 78,913,288              | 30,059,637            | 9,967,453                | 61.5%                 | 14.5%                    |
| All or Nothing      | 32,895,916              | 37,468,394              | 39,743,128              | 6,847,212             | 2,274,734                | 20.8%                 | 6.1%                     |
| <b>Total</b>        | <b>\$ 6,076,666,712</b> | <b>\$ 6,453,032,090</b> | <b>\$ 6,284,078,718</b> | <b>\$ 207,412,006</b> | <b>\$ -168,953,372</b>   | <b>3.4%</b>           | <b>-2.6%</b>             |

\* 2 extra days

\*\*1 extra day

**Texas Lottery Commission**  
**Fiscal Year Over Year Change in Sales**  
**Unaudited**  
**FY 2024 Compared to FY 2023**

|      |                        | SCRATCH TICKETS |               |                |                                   | DRAW GAMES   |               |                 |                                   | TOTAL SALES   |               |                 |                                   |
|------|------------------------|-----------------|---------------|----------------|-----------------------------------|--------------|---------------|-----------------|-----------------------------------|---------------|---------------|-----------------|-----------------------------------|
| Week | FY 2024<br>Week Ending | FY 2024         | FY 2023       | Difference     | % change -<br>Cumulative<br>Sales | FY 2024      | FY 2023       | Difference      | % change -<br>Cumulative<br>Sales | FY 2024       | FY 2023       | Difference      | % change -<br>Cumulative<br>Sales |
|      |                        |                 |               |                |                                   |              |               |                 |                                   |               |               |                 |                                   |
| 2    | 9/9/2023               | \$117,746,228   | \$120,501,630 | (\$2,755,402)  | -2.3%                             | \$30,027,540 | \$24,647,158  | \$5,380,382     | 21.8%                             | \$147,773,768 | \$145,148,788 | \$2,624,980     | 1.8%                              |
| 3    | 9/16/2023              | \$119,921,752   | \$121,755,487 | (\$1,833,735)  | -1.5%                             | \$32,110,344 | \$25,823,942  | \$6,286,402     | 24.3%                             | \$152,032,096 | \$147,579,429 | \$4,452,667     | 3.0%                              |
| 4    | 9/23/2023              | \$117,226,710   | \$120,099,401 | (\$2,872,691)  | -2.4%                             | \$35,718,110 | \$26,359,797  | \$9,358,314     | 35.5%                             | \$152,944,820 | \$146,459,198 | \$6,485,623     | 4.4%                              |
| 5    | 9/30/2023              | \$120,793,331   | \$125,323,123 | (\$4,529,792)  | -3.6%                             | \$46,419,217 | \$27,923,098  | \$18,496,119    | 66.2%                             | \$167,212,548 | \$153,246,221 | \$13,966,327    | 9.1%                              |
| 6    | 10/7/2023              | \$124,167,291   | \$127,162,182 | (\$2,994,891)  | -2.4%                             | \$73,290,479 | \$29,192,379  | \$44,098,100    | 151.1%                            | \$197,457,770 | \$156,354,561 | \$41,103,209    | 26.3%                             |
| 7    | 10/14/2023             | \$121,390,056   | \$124,858,888 | (\$3,468,832)  | -2.8%                             | \$64,809,497 | \$32,714,985  | \$32,094,513    | 98.1%                             | \$186,199,553 | \$157,573,873 | \$28,625,681    | 18.2%                             |
| 8    | 10/21/2023             | \$119,876,918   | \$124,123,288 | (\$4,246,370)  | -3.4%                             | \$25,121,369 | \$30,228,913  | (\$5,107,544)   | -16.9%                            | \$144,998,287 | \$154,352,201 | (\$9,353,914)   | -6.1%                             |
| 9    | 10/28/2023             | \$119,251,289   | \$124,664,414 | (\$5,413,125)  | -4.3%                             | \$26,497,085 | \$51,451,925  | (\$24,954,840)  | -48.5%                            | \$145,748,374 | \$176,116,339 | (\$30,367,965)  | -17.2%                            |
| 10   | 11/4/2023              | \$120,899,631   | \$130,564,295 | (\$9,664,664)  | -7.4%                             | \$26,966,850 | \$130,071,730 | (\$103,104,880) | -79.3%                            | \$147,866,481 | \$260,636,025 | (\$112,769,544) | -43.3%                            |
| 11   | 11/11/2023             | \$124,357,490   | \$125,975,136 | (\$1,617,646)  | -1.3%                             | \$27,951,994 | \$79,522,011  | (\$51,570,017)  | -64.8%                            | \$152,309,484 | \$205,497,147 | (\$53,187,663)  | -25.9%                            |
| 12   | 11/18/2023             | \$122,472,423   | \$126,256,926 | (\$3,784,503)  | -3.0%                             | \$28,397,507 | \$26,419,204  | \$1,978,303     | 7.5%                              | \$150,869,930 | \$152,676,130 | (\$1,806,201)   | -1.2%                             |
| 13   | 11/25/2023             | \$122,802,742   | \$118,113,088 | \$4,689,654    | 4.0%                              | \$28,252,450 | \$25,156,447  | \$3,096,003     | 12.3%                             | \$151,055,192 | \$143,269,535 | \$7,785,657     | 5.4%                              |
| 14   | 12/2/2023              | \$129,836,541   | \$123,893,014 | \$5,943,527    | 4.8%                              | \$30,176,458 | \$27,636,806  | \$2,539,653     | 9.2%                              | \$160,012,999 | \$151,529,820 | \$8,483,180     | 5.6%                              |
| 15   | 12/9/2023              | \$124,603,445   | \$122,961,661 | \$1,641,784    | 1.3%                              | \$30,970,299 | \$27,612,493  | \$3,357,806     | 12.2%                             | \$155,573,744 | \$150,574,154 | \$4,999,590     | 3.3%                              |
| 16   | 12/16/2023             | \$124,125,352   | \$125,411,864 | (\$1,286,512)  | -1.0%                             | \$30,309,108 | \$28,618,652  | \$1,690,456     | 5.9%                              | \$154,434,460 | \$154,030,516 | \$403,944       | 0.3%                              |
| 17   | 12/23/2023             | \$132,017,161   | \$128,542,216 | \$3,474,945    | 2.7%                              | \$35,542,727 | \$31,843,485  | \$3,699,242     | 11.6%                             | \$167,559,888 | \$160,385,701 | \$7,174,187     | 4.5%                              |
| 18   | 12/30/2023             | \$137,579,889   | \$140,490,134 | (\$2,910,245)  | -2.1%                             | \$44,917,574 | \$45,788,139  | (\$870,565)     | -1.9%                             | \$182,497,463 | \$186,278,273 | (\$3,780,810)   | -2.0%                             |
| 19   | 1/6/2024               | \$131,759,760   | \$136,749,859 | (\$4,990,099)  | -3.6%                             | \$34,501,857 | \$60,156,630  | (\$25,654,773)  | -42.6%                            | \$166,261,617 | \$196,906,489 | (\$30,644,872)  | -15.6%                            |
| 20   | 1/13/2024              | \$127,983,080   | \$135,623,611 | (\$7,640,531)  | -5.6%                             | \$26,580,291 | \$89,577,192  | (\$62,996,901)  | -70.3%                            | \$154,563,371 | \$225,200,803 | (\$70,637,432)  | -31.4%                            |
| 21   | 1/20/2024              | \$115,886,326   | \$132,683,417 | (\$16,797,091) | -12.7%                            | \$24,986,950 | \$31,496,601  | (\$6,509,651)   | -20.7%                            | \$140,873,276 | \$164,180,018 | (\$23,306,742)  | -14.2%                            |
| 22   | 1/27/2024              | \$123,239,175   | \$131,666,658 | (\$8,427,483)  | -6.4%                             | \$26,358,979 | \$33,010,505  | (\$6,651,526)   | -20.1%                            | \$149,598,154 | \$164,677,163 | (\$15,079,009)  | -9.2%                             |
| 23   | 2/3/2024               | \$129,552,953   | \$125,434,757 | \$4,118,196    | 3.3%                              | \$28,985,243 | \$35,485,741  | (\$6,500,499)   | -18.3%                            | \$158,538,196 | \$160,920,498 | (\$2,382,303)   | -1.5%                             |
| 24   | 2/10/2024              | \$133,732,466   | \$135,016,081 | (\$1,283,615)  | -1.0%                             | \$29,421,493 | \$31,105,415  | (\$1,683,922)   | -5.4%                             | \$163,153,959 | \$166,121,496 | (\$2,967,537)   | -1.8%                             |
| 25   | 2/17/2024              | \$132,311,579   | \$134,818,743 | (\$2,507,164)  | -1.9%                             | \$29,986,701 | \$26,655,983  | \$3,330,718     | 12.5%                             | \$162,298,280 | \$161,474,726 | \$823,554       | 0.5%                              |
| 26   | 2/24/2024              | \$132,789,940   | \$136,252,327 | (\$3,462,387)  | -2.5%                             | \$32,053,481 | \$27,961,344  | \$4,092,138     | 14.6%                             | \$164,843,421 | \$164,213,671 | \$629,751       | 0.4%                              |
| 27   | 3/2/2024               | \$140,014,976   | \$142,406,081 | (\$2,391,105)  | -1.7%                             | \$36,048,898 | \$29,593,236  | \$6,455,662     | 21.8%                             | \$176,063,874 | \$171,999,317 | \$4,064,557     | 2.4%                              |
| 28   | 3/9/2024               | \$139,381,071   | \$138,137,807 | \$1,243,264    | 0.9%                              | \$37,865,362 | \$28,554,021  | \$9,311,342     | 32.6%                             | \$177,246,433 | \$166,691,828 | \$10,554,606    | 6.3%                              |
| 29   | 3/16/2024              | \$135,122,488   | \$137,152,270 | (\$2,029,782)  | -1.5%                             | \$41,791,634 | \$28,741,934  | \$13,049,700    | 45.4%                             | \$176,914,122 | \$165,894,204 | \$11,019,918    | 6.6%                              |
| 30   | 3/23/2024              | \$137,726,063   | \$137,487,217 | \$238,846      | 0.2%                              | \$57,194,799 | \$29,782,813  | \$27,411,986    | 92.0%                             | \$194,920,862 | \$167,270,030 | \$27,650,832    | 16.5%                             |
| 31   | 3/30/2024              | \$141,104,504   | \$139,775,264 | \$1,329,240    | 1.0%                              | \$59,818,632 | \$32,144,744  | \$27,673,888    | 86.1%                             | \$200,923,136 | \$171,920,008 | \$29,003,128    | 16.9%                             |
| 32   | 4/6/2024               | \$137,394,802   | \$139,715,002 | (\$2,320,200)  | -1.7%                             | \$66,283,915 | \$32,524,745  | \$33,759,170    | 103.8%                            | \$203,678,717 | \$172,239,747 | \$31,438,970    | 18.3%                             |
| 33   | 4/13/2024              | \$134,916,822   | \$136,238,448 | (\$1,321,626)  | -1.0%                             | \$26,874,892 | \$38,094,234  | (\$11,219,342)  | -29.5%                            | \$161,791,714 | \$174,332,682 | (\$12,540,968)  | -7.2%                             |
| 34   | 4/20/2024              | \$133,976,232   | \$134,368,184 | (\$391,952)    | -0.3%                             | \$27,066,736 | \$53,465,618  | (\$26,398,883)  | -49.4%                            | \$161,042,968 | \$187,833,802 | (\$26,790,835)  | -14.3%                            |
| 35   | 4/27/2024              | \$134,565,327   | \$136,494,447 | (\$1,929,120)  | -1.4%                             | \$27,901,309 | \$23,302,074  | \$4,599,236     | 19.7%                             | \$162,466,636 | \$159,796,521 | \$2,670,116     | 1.7%                              |
| 36   | 5/4/2024               | \$137,482,260   | \$138,630,301 | (\$1,148,041)  | -0.8%                             | \$29,412,500 | \$24,144,165  | \$5,268,335     | 21.8%                             | \$166,894,760 | \$162,774,466 | \$4,120,294     | 2.5%                              |
| 37   | 5/11/2024              | \$131,053,687   | \$135,810,888 | (\$4,757,201)  | -3.5%                             | \$29,057,528 | \$24,252,558  | \$4,804,970     | 19.8%                             | \$160,111,215 | \$160,063,446 | \$47,769        | 0.0%                              |
| 38   | 5/18/2024              | \$131,034,564   | \$132,970,513 | (\$1,935,949)  | -1.5%                             | \$27,768,764 | \$24,785,120  | \$2,983,644     | 12.0%                             | \$158,803,328 | \$157,755,633 | \$1,047,695     | 0.7%                              |
| 39   | 5/25/2024              | \$128,284,725   | \$131,404,006 | (\$3,119,281)  | -2.4%                             | \$28,642,753 | \$25,026,866  | \$3,615,887     | 14.4%                             | \$156,927,478 | \$156,430,872 | \$496,606       | 0.3%                              |
| 40   | 6/1/2024               |                 | \$130,371,617 |                |                                   |              | \$25,992,060  |                 |                                   |               | \$156,363,677 |                 |                                   |
| 41   | 6/8/2024               |                 | \$127,029,947 |                |                                   |              | \$26,617,863  |                 |                                   |               | \$153,647,810 |                 |                                   |
| 42   | 6/15/2024              |                 | \$123,222,493 |                |                                   |              | \$27,430,253  |                 |                                   |               | \$150,652,746 |                 |                                   |

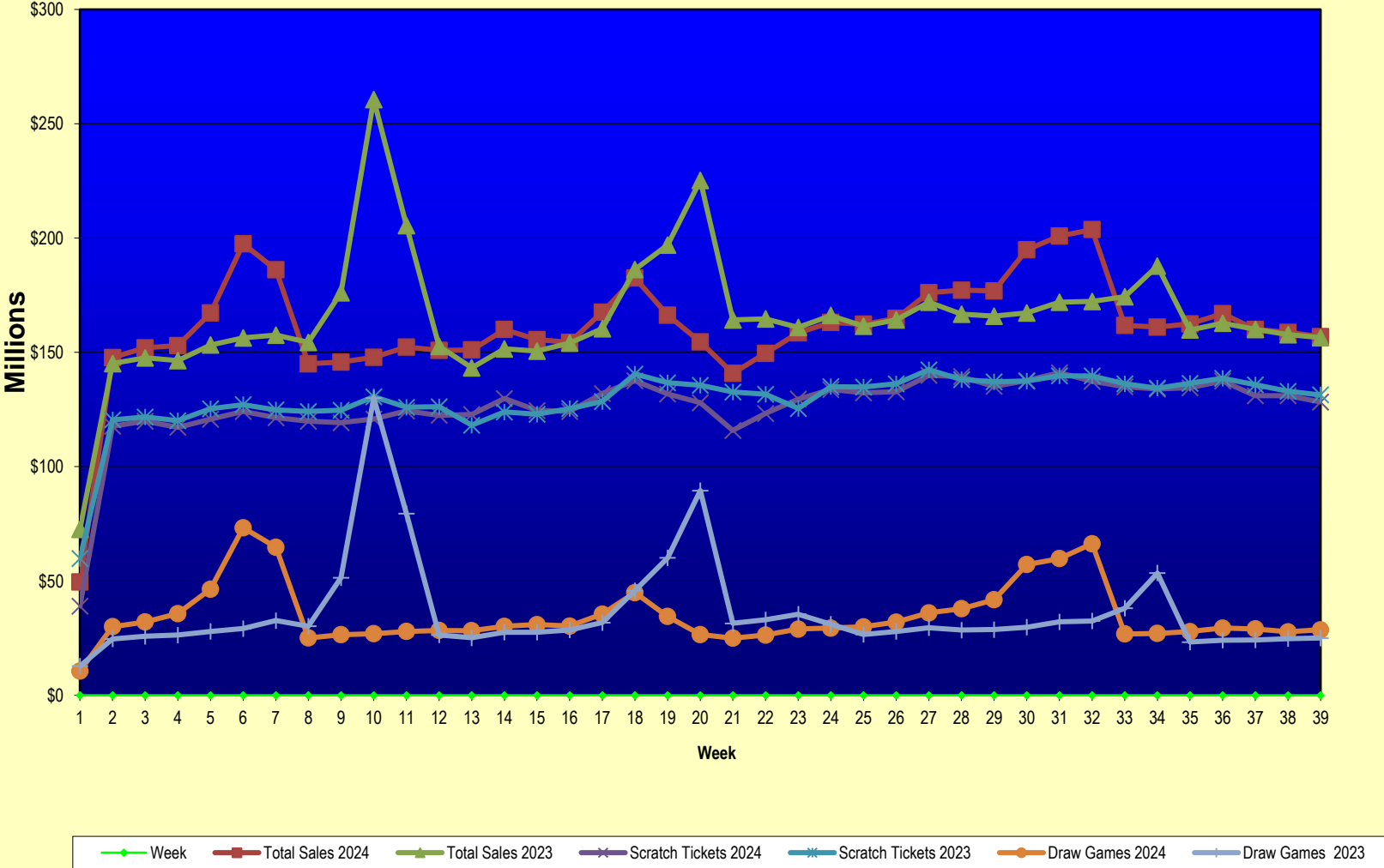
Texas Lottery Commission  
**Fiscal Year Over Year Change in Sales**  
 Unaudited  
 FY 2024 Compared to FY 2023

|                         |             |        | SCRATCH TICKETS |                 |                 |                             | DRAW GAMES      |                 |                |                             | TOTAL SALES     |                 |                 |                             |
|-------------------------|-------------|--------|-----------------|-----------------|-----------------|-----------------------------|-----------------|-----------------|----------------|-----------------------------|-----------------|-----------------|-----------------|-----------------------------|
| FY 2024                 |             |        | FY 2024         | FY 2023         | Difference      | % change - Cumulative Sales | FY 2024         | FY 2023         | Difference     | % change - Cumulative Sales | FY 2024         | FY 2023         | Difference      | % change - Cumulative Sales |
| Week                    | Week        | Ending |                 |                 |                 |                             |                 |                 |                |                             |                 |                 |                 |                             |
| 43                      | 6/22/2024   |        |                 | \$120,916,477   |                 |                             |                 | \$29,623,767    |                |                             |                 | \$150,540,244   |                 |                             |
| 44                      | 6/29/2024   |        |                 | \$124,353,242   |                 |                             |                 | \$32,695,830    |                |                             |                 | \$157,049,072   |                 |                             |
| 45                      | 7/6/2024    |        |                 | \$125,626,401   |                 |                             |                 | \$42,088,277    |                |                             |                 | \$167,714,678   |                 |                             |
| 46                      | 7/13/2024   |        |                 | \$124,153,252   |                 |                             |                 | \$62,805,046    |                |                             |                 | \$186,958,298   |                 |                             |
| 47                      | 7/20/2024   |        |                 | \$125,448,615   |                 |                             |                 | \$78,906,399    |                |                             |                 | \$204,355,014   |                 |                             |
| 48                      | 7/27/2024   |        |                 | \$125,446,091   |                 |                             |                 | \$49,317,844    |                |                             |                 | \$174,763,935   |                 |                             |
| 49                      | 8/3/2024    |        |                 | \$124,237,124   |                 |                             |                 | \$74,806,538    |                |                             |                 | \$199,043,662   |                 |                             |
| 50                      | 8/10/2024   |        |                 | \$119,776,199   |                 |                             |                 | \$57,508,648    |                |                             |                 | \$177,284,847   |                 |                             |
| 51                      | 8/17/2024   |        |                 | \$119,072,163   |                 |                             |                 | \$27,982,437    |                |                             |                 | \$147,054,600   |                 |                             |
| 52                      | 8/24/2024   |        |                 | \$117,986,952   |                 |                             |                 | \$27,968,452    |                |                             |                 | \$145,955,404   |                 |                             |
|                         | 8/31/2023** |        |                 | \$82,253,003    |                 |                             |                 | \$18,981,337    |                |                             |                 | \$101,234,340   |                 |                             |
| Total thru Current Week |             |        | \$4,927,359,568 | \$5,039,396,684 | (\$112,037,116) | -2.2%                       | \$1,356,719,150 | \$1,413,635,406 | (\$56,916,256) | -4.0%                       | \$6,284,078,718 | \$6,453,032,090 | (\$168,953,372) | -2.6%                       |
| Fiscal Year Total       |             |        | \$4,927,359,568 | \$6,729,290,260 |                 |                             | \$1,356,719,150 | \$1,996,360,152 |                |                             | \$6,284,078,718 | \$8,725,650,412 |                 |                             |

\* FY 24 includes 2 days; FY 23 includes 3 days

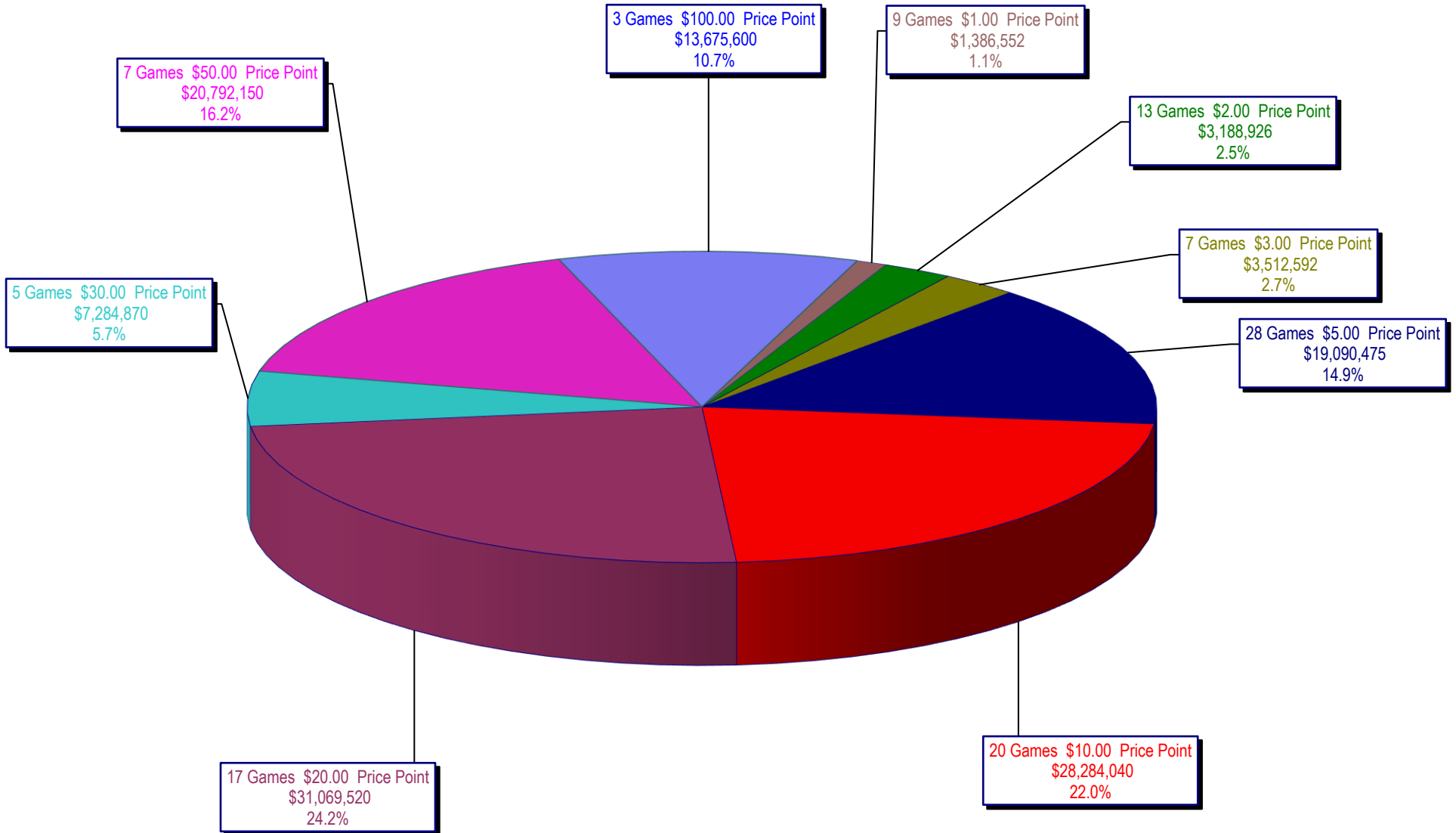
\*\* FY 24 includes 7 days; FY 23 includes 5 days

### Texas Lottery Commission Fiscal Year Over Year Change in Sales

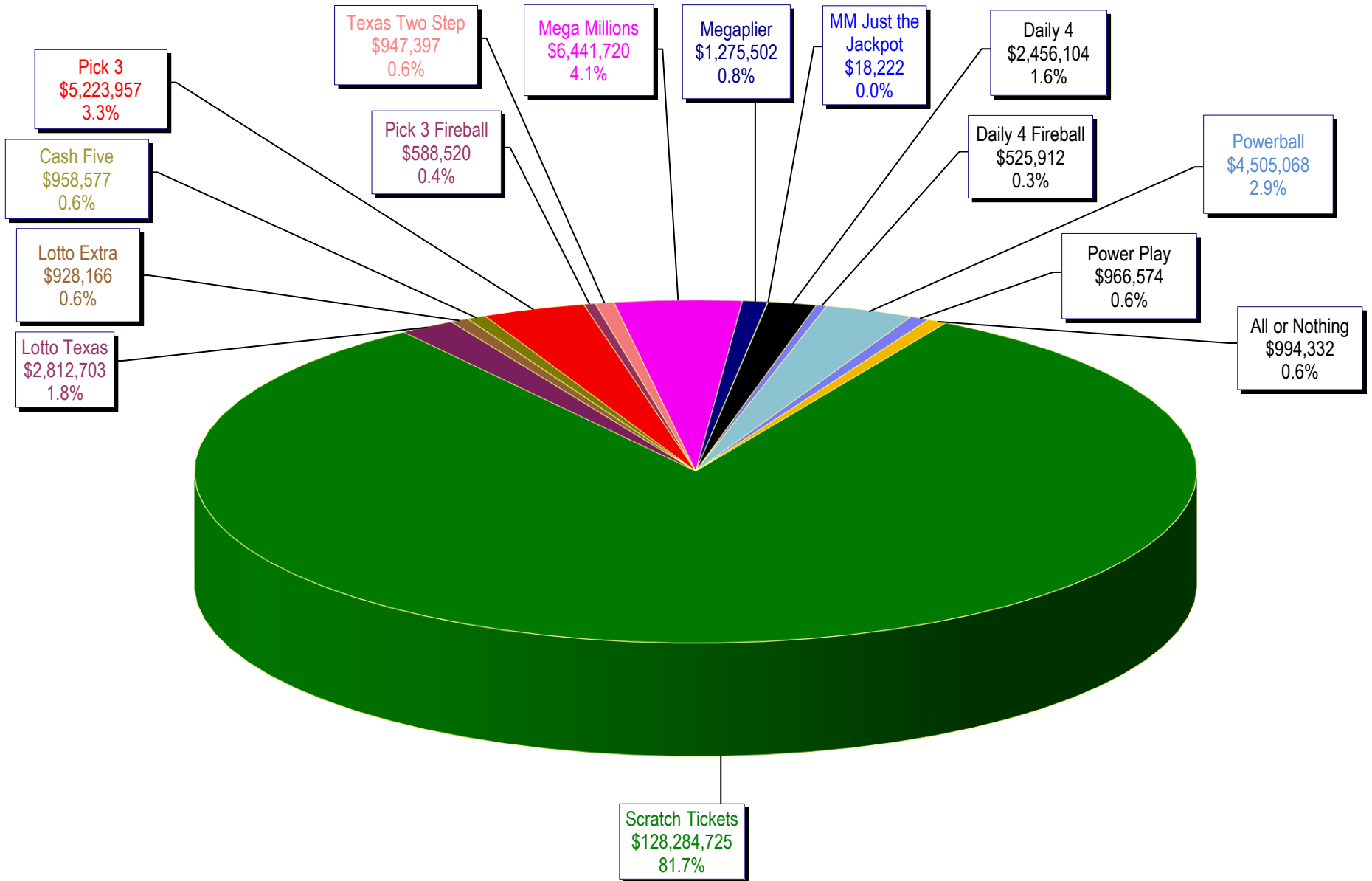


Note: Report is prepared on a Fiscal Year basis.

Texas Lottery Commission  
Scratch Ticket Sales  
For the Week Ending 5/25/2024  
(Unaudited)



**Texas Lottery Commission**  
**All Game Sales**  
**For the Week Ending 5/25/2024**  
**(Unaudited)**





Texas Lottery Commission - Weekly Sales Summary for FY 2024 (Unaudited)

| Week Ended | Scratch Tickets | New Games & Dates  | Lotto Texas | Jackpot |       |       | Lotto Extra | Pick 3    | Pick 3 Fireball | Cash Five | Texas Two Step | Jackpot |       | Mega Millions | Jackpot |     | Megaplier | MM Just the Jackpot | Daily 4   | Daily 4 Fireball | Powerball  | Jackpot |      |     | Power Play | All or Nothing | Total       | Per Cap. |
|------------|-----------------|--|-------------|---------|-------|-------|-------------|-----------|-----------------|-----------|----------------|---------|-------|---------------|---------|-----|-----------|---------------------|-----------|------------------|------------|---------|------|-----|------------|----------------|-------------|----------|
|            |                 |  |             | M       | W     | S     |             |           |                 |           |                | M       | TH    |               | T       | F   |           |                     |           |                  |            | M       | W    | S   |            |                |             |          |
| 9/02/2023* | 121,231,522     | 0  | 2,253,707   | 6       | 6.25  | 5     | 806,853     | 5,115,216 | 535,843         | 1,022,024 | 1,199,462      | 325     | 475   | 3,770,466     | 67      | 85  | 794,471   | 14,985              | 2,408,116 | 490,001          | 8,499,070  | 363     | 386  | 420 | 1,662,056  | 1,046,900      | 150,850,691 | 5.02     |
| 9/9/2023   | 117,746,228     | 2519 (\$1.N); 2520 (\$5.N); 2521 (\$10.N); 2522 (\$20.N) - 9/05/2023               | 2,217,512   | 5.25    | 5.5   | 5.75  | 796,196     | 4,961,703 | 525,645         | 967,387   | 867,203        | 200     | 225   | 4,077,812     | 101     | 122 | 838,741   | 14,928              | 2,330,636 | 472,405          | 9,154,514  | 435     | 461  | 500 | 1,772,152  | 1,030,706      | 147,773,768 | 4.92     |
| 9/16/2023  | 119,921,752     | 0  | 2,284,115   | 6       | 6.25  | 6.5   | 820,754     | 4,988,859 | 537,610         | 962,509   | 904,070        | 200     | 225   | 4,290,656     | 141     | 162 | 880,334   | 15,419              | 2,320,256 | 484,657          | 10,591,773 | 522     | 550  | 596 | 2,012,334  | 1,016,998      | 152,032,096 | 5.06     |
| 9/23/2023  | 117,226,710     | 2523 (\$2.N); 2524 (\$5.N); 2502 (\$5.N); 2525 (\$10.N) - 9/18/2023                | 2,361,555   | 6.75    | 7     | 7.25  | 848,802     | 4,809,560 | 495,391         | 957,806   | 1,246,614      | 325     | 475   | 4,718,611     | 183     | 205 | 950,556   | 15,198              | 2,242,828 | 449,210          | 13,199,208 | 638     | 672  | 750 | 2,442,060  | 980,712        | 152,944,820 | 5.09     |
| 9/30/2023  | 120,793,331     | 0  | 2,554,465   | 7.5     | 7.75  | 8     | 924,241     | 4,940,570 | 522,891         | 976,368   | 1,814,187      | 650     | 850   | 5,655,684     | 230     | 267 | 1,126,913 | 17,259              | 2,346,398 | 491,579          | 20,319,168 | 785     | 850  | 960 | 3,722,744  | 1,006,750      | 167,212,548 | 5.57     |
| 10/7/2023  | 124,167,291     | 2526 (\$5.N); 2527 (\$10.N); 2490 (\$20.N) - 10/02/2023                            | 2,970,573   | 8.25    | 8.75  | 10    | 1,087,150   | 5,181,885 | 556,171         | 1,020,589 | 2,623,680      | 1,125   | 1,450 | 7,089,816     | 315     | 360 | 1,426,905 | 21,744              | 2,395,066 | 525,652          | 40,065,201 | 1,04    | 1.2  | 1.4 | 7,258,129  | 1,067,919      | 197,457,770 | 6.58     |
| 10/14/2023 | 121,390,056     | 0  | 3,044,842   | 10.75   | 11.5  | 12.25 | 1,097,779   | 4,906,803 | 520,636         | 1,012,051 | 2,832,493      | 1,850   | 2,250 | 4,648,107     | 20      | 48  | 972,909   | 16,638              | 2,345,082 | 505,355          | 35,325,559 | 1.55    | 1.72 | 20  | 6,493,746  | 1,087,499      | 186,199,553 | 6.20     |
| 10/21/2023 | 119,876,918     | 2492 (\$2.N); 2529 (\$5.N); 2513 (\$20.N) - 10/16/2023                             | 2,706,177   | 12.75   | 13.5  | 14.5  | 947,106     | 4,827,419 | 501,564         | 973,239   | 1,013,503      | 200     | 225   | 3,907,208     | 69      | 91  | 817,237   | 13,440              | 2,269,150 | 469,393          | 4,647,708  | 34      | 49   | 70  | 1,003,584  | 1,024,642      | 144,998,287 | 4.83     |
| 10/28/2023 | 119,251,289     | 0  | 2,736,658   | 15.25   | 16    | 16.75 | 952,858     | 4,892,564 | 519,445         | 970,220   | 1,381,345      | 350     | 550   | 4,228,565     | 114     | 137 | 871,942   | 14,565              | 2,278,465 | 477,410          | 5,104,736  | 85      | 100  | 125 | 1,082,203  | 986,110        | 145,748,374 | 4.85     |
| 11/4/2023  | 120,899,631     | 2530 (\$1.N); 2531 (\$3.N); 2532 (\$5.N); 2533 (\$10.N) - 10/30/2023               | 2,774,593   | 17.25   | 18    | 18.75 | 968,573     | 5,068,551 | 545,170         | 988,935   | 987,215        | 200     | 225   | 4,344,124     | 159     | 181 | 884,315   | 13,365              | 2,385,545 | 498,499          | 5,353,098  | 137     | 152  | 173 | 1,126,740  | 1,028,128      | 147,866,481 | 4.92     |
| 11/11/2023 | 124,357,490     | 2386 (\$10.N) - 11/06/2023   | 2,868,566   | 19      | 19.75 | 20.25 | 1,002,534   | 5,063,303 | 529,981         | 992,764   | 1,016,517      | 325     | 200   | 4,658,152     | 196     | 223 | 936,072   | 14,091              | 2,395,651 | 494,259          | 5,770,505  | 179     | 196  | 220 | 1,192,901  | 1,016,698      | 152,309,484 | 5.07     |
| 11/18/2023 | 122,472,423     | 2534 (\$5.N); 2535 (\$20.N); 2536 (\$50.N) - 11/15/2023                            | 2,910,940   | 21      | 21.75 | 22.5  | 1,022,082   | 5,077,826 | 528,359         | 990,208   | 1,053,795      | 225     | 350   | 4,647,775     | 245     | 267 | 927,247   | 14,403              | 2,478,541 | 513,452          | 6,004,298  | 235     | 255  | 280 | 1,234,233  | 994,348        | 150,869,930 | 5.02     |
| 11/25/2023 | 122,802,742     | 0  | 2,902,347   | 22.75   | 23.5  | 24.25 | 1,023,727   | 4,851,691 | 500,742         | 956,055   | 812,835        | 200     | 200   | 4,660,226     | 289     | 308 | 927,361   | 14,535              | 2,379,630 | 495,328          | 6,463,988  | 295     | 313  | 340 | 1,313,430  | 950,556        | 151,055,192 | 5.03     |
| 12/2/2023  | 129,836,541     | 0  | 3,020,031   | 24.75   | 25.75 | 26.25 | 1,041,849   | 5,141,300 | 553,867         | 1,003,246 | 910,352        | 200     | 225   | 5,065,982     | 335     | 355 | 1,005,245 | 14,733              | 2,455,338 | 519,187          | 7,032,687  | 352     | 374  | 400 | 1,408,584  | 1,004,058      | 160,012,999 | 5.33     |
| 12/9/2023  | 124,603,445     | 2552 (\$2.N); 2537 (\$5.N); 2514 (\$20.N) - 12/04/2023                             | 3,036,645   | 26.75   | 27.5  | 28    | 1,037,773   | 5,070,359 | 538,283         | 996,114   | 913,402        | 200     | 225   | 5,112,338     | 377     | 395 | 1,012,863 | 14,559              | 2,488,220 | 530,002          | 7,704,740  | 412     | 435  | 468 | 1,522,543  | 992,459        | 155,573,744 | 5.18     |
| 12/16/2023 | 124,125,352     | 0  | 3,128,805   | 28.75   | 29.5  | 30    | 1,062,956   | 4,995,753 | 541,127         | 979,960   | 890,998        | 200     | 225   | 3,089,830     | 20      | 28  | 651,842   | 9,747               | 2,460,065 | 524,980          | 9,233,204  | 477     | 500  | 535 | 1,761,279  | 978,562        | 154,434,460 | 5.14     |
| 12/23/2023 | 132,017,161     | 2322 (\$2.N); 2509 (\$5.N); 2480 (\$5.N) - 12/18/2023                              | 3,408,183   | 30.25   | 30.75 | 31.5  | 1,157,890   | 5,215,281 | 557,252         | 1,009,232 | 908,261        | 200     | 200   | 3,610,534     | 41      | 57  | 752,074   | 11,445              | 2,583,411 | 541,790          | 12,447,608 | 543     | 572  | 620 | 2,305,833  | 1,033,934      | 167,559,888 | 5.58     |
| 12/30/2023 | 137,579,889     | 0  | 3,566,326   | 32      | 32.75 | 34    | 1,225,532   | 5,153,383 | 559,885         | 1,003,854 | 997,422        | 225     | 325   | 4,199,082     | 73      | 92  | 870,053   | 12,774              | 2,476,129 | 511,393          | 19,661,212 | 638     | 700  | 760 | 3,656,579  | 1,023,952      | 182,497,463 | 6.08     |
| 1/6/2024   | 131,759,760     | 2541 (\$1.N); 2542 (\$3.N); 2543 (\$5.N); 2544 (\$10.N); 2545 (\$20.N) - 1/02/2024 | 2,359,660   | 5       | 5.25  | 5.5   | 850,348     | 5,371,513 | 588,851         | 1,035,283 | 947,985        | 200     | 225   | 4,845,368     | 114     | 140 | 1,002,927 | 15,876              | 2,429,867 | 510,099          | 11,230,116 | 810     | 20   | 35  | 2,234,993  | 1,078,972      | 166,261,617 | 5.54     |
| 1/13/2024  | 127,983,080     | 0  | 2,310,911   | 5.75    | 6     | 6.25  | 828,902     | 5,127,544 | 559,478         | 1,007,711 | 997,112        | 325     | 200   | 4,949,475     | 165     | 187 | 996,617   | 15,534              | 2,403,333 | 504,487          | 4,813,544  | 46      | 60   | 77  | 1,031,536  | 1,034,108      | 154,563,371 | 5.15     |
| 1/20/2024  | 115,886,326     | 2546 (\$2.N); 2508 (\$3.N); 2547 (\$5.N) - 1/16/2024                               | 2,138,848   | 6.5     | 6.75  | 7     | 769,500     | 4,643,654 | 515,512         | 935,245   | 950,110        | 225     | 350   | 4,715,057     | 208     | 236 | 937,314   | 14,088              | 2,220,351 | 467,373          | 4,724,351  | 88      | 102  | 120 | 1,001,674  | 953,874        | 140,873,276 | 4.69     |
| 1/27/2024  | 123,239,175     | 0  | 2,286,490   | 7.25    | 7.5   | 7.75  | 819,394     | 4,810,908 | 538,277         | 969,129   | 870,715        | 200     | 225   | 5,020,900     | 262     | 285 | 989,800   | 15,648              | 2,303,868 | 479,915          | 5,157,370  | 133     | 145  | 164 | 1,080,672  | 1,015,894      | 149,598,154 | 4.98     |
| 2/3/2024   | 129,552,953     | 0  | 2,400,266   | 8       | 8.25  | 8.5   | 861,675     | 5,345,906 | 609,269         | 1,011,443 | 875,267        | 200     | 200   | 5,791,029     | 311     | 333 | 1,147,441 | 18,162              | 2,565,531 | 544,626          | 5,591,532  | 174     | 188  | 206 | 1,167,772  | 1,055,324      | 158,538,196 | 5.28     |
| 2/10/2024  | 133,732,466     | 2550 (\$5.N); 2560 (\$10.N); 2495 (\$20.N); 2588 (\$100.N) - 2/05/2024             | 2,454,105   | 8.75    | 9.25  | 10    | 875,809     | 5,194,149 | 570,880         | 1,004,469 | 1,096,066      | 225     | 350   | 5,907,547     | 365     | 394 | 1,146,293 | 19,296              | 2,450,964 | 513,450          | 5,934,322  | 214     | 228  | 248 | 1,227,205  | 1,026,938      | 163,153,959 | 5.43     |
| 2/17/2024  | 132,311,579     | 0  | 2,466,886   | 10.5    | 11    | 12    | 882,297     | 5,177,106 | 577,999         | 990,479   | 1,034,702      | 500     | 200   | 6,301,736     | 425     | 457 | 1,221,577 | 19,833              | 2,454,699 | 507,049          | 6,066,752  | 270     | 285  | 306 | 1,255,236  | 1,030,350      | 162,298,280 | 5.40     |
| 2/24/2024  | 132,789,940     | 2388 (\$2.N); 2553 (\$5.N); 2563 (\$10.N) - 2/19/2024                              | 2,559,880   | 12.25   | 13    | 13.75 | 919,686     | 5,267,764 | 588,620         | 991,686   | 922,539        | 200     | 225   | 7,185,965     | 493     | 525 | 1,365,008 | 22,437              | 2,552,384 | 528,897          | 6,721,619  | 330     | 348  | 376 | 1,380,925  | 1,046,072      | 164,843,421 | 5.49     |



