



WEEKLY SALES SUMMARY

Unaudited

Week Ending: 6/01/2024

**Texas Lottery Commission
Fiscal Year to Date Sales Comparison
Unaudited**

Through the Week Ending: 6/01/2024 (40 weeks)

| Sales by Game | FY 2022* | FY 2023** | FY 2024 | \$ Change | | % Change | |
|---------------------|-------------------------|-------------------------|-------------------------|-----------------------|--------------------------|-----------------------|--------------------------|
| | | | | FY 2024 to FY 2022 | FY 2024 to FY 2023 to | FY 2024 to FY 2022 | FY 2024 to FY 2023 to |
| Scratch Tickets | \$ 5,138,156,922 | \$ 5,169,768,301 | \$ 5,053,498,016 | \$ -84,658,906 | \$ -116,270,285 | -1.6% | -2.2% |
| Lotto Texas | 94,600,607 | 157,183,662 | 104,812,942 | 10,212,335 | -52,370,720 | 10.8% | -33.3% |
| Lotto Extra | 29,959,537 | 40,785,950 | 37,241,523 | 7,281,986 | -3,544,427 | 24.3% | -8.7% |
| Pick 3 | 208,338,564 | 202,517,194 | 201,389,805 | -6,948,759 | -1,127,389 | -3.3% | -0.6% |
| Pick 3 Fireball | 19,769,932 | 20,684,688 | 22,034,408 | 2,264,476 | 1,349,720 | 11.5% | 6.5% |
| Cash Five | 37,928,264 | 38,445,848 | 39,119,315 | 1,191,051 | 673,467 | 3.1% | 1.8% |
| Texas Two Step | 48,249,757 | 48,813,592 | 46,801,868 | -1,447,889 | -2,011,724 | -3.0% | -4.1% |
| Mega Millions | 158,321,936 | 281,464,694 | 239,215,418 | 80,893,482 | -42,249,276 | 51.1% | -15.0% |
| Megaplier | 29,227,384 | 52,083,996 | 47,409,804 | 18,182,420 | -4,674,192 | 62.2% | -9.0% |
| MM Just the Jackpot | 637,611 | 957,165 | 726,782 | 89,171 | -230,383 | 14.0% | -24.1% |
| Daily 4 | 92,773,174 | 93,606,966 | 96,546,979 | 3,773,805 | 2,940,013 | 4.1% | 3.1% |
| Daily 4 Fireball | 17,600,507 | 18,260,801 | 20,293,548 | 2,693,041 | 2,032,747 | 15.3% | 11.1% |
| Powerball | 277,139,913 | 376,368,071 | 410,151,574 | 133,011,661 | 33,783,503 | 48.0% | 9.0% |
| Power Play | 49,779,120 | 70,004,172 | 79,941,278 | 30,162,158 | 9,937,106 | 60.6% | 14.2% |
| All or Nothing | 33,776,412 | 38,450,668 | 40,691,828 | 6,915,416 | 2,241,160 | 20.5% | 5.8% |
| Total | \$ 6,236,259,639 | \$ 6,609,395,766 | \$ 6,439,875,086 | \$ 203,615,447 | \$ -169,520,680 | 3.3% | -2.6% |

* 2 extra days

**1 extra day

Texas Lottery Commission
Fiscal Year Over Year Change in Sales
Unaudited
FY 2024 Compared to FY 2023

| | | SCRATCH TICKETS | | | | DRAW GAMES | | | | TOTAL SALES | | | |
|------|------------------------|-----------------|---------------|----------------|-----------------------------------|--------------|---------------|-----------------|-----------------------------------|---------------|---------------|-----------------|-----------------------------------|
| Week | FY 2024 Week Ending | FY 2024 | FY 2023 | Difference | % change - Cumulative Sales | FY 2024 | FY 2023 | Difference | % change - Cumulative Sales | FY 2024 | FY 2023 | Difference | % change - Cumulative Sales |
| 1 | 9/2/2023* | \$38,978,519 | \$59,864,056 | (\$20,885,537) | -34.9% | \$10,637,832 | \$12,762,710 | (\$2,124,879) | -16.6% | \$49,616,351 | \$72,626,766 | (\$23,010,416) | -31.7% |
| 2 | 9/9/2023 | \$117,746,228 | \$120,501,630 | (\$2,755,402) | -2.3% | \$30,027,540 | \$24,647,158 | \$5,380,382 | 21.8% | \$147,773,768 | \$145,148,788 | \$2,624,980 | 1.8% |
| 3 | 9/16/2023 | \$119,921,752 | \$121,755,487 | (\$1,833,735) | -1.5% | \$32,110,344 | \$25,823,942 | \$6,286,402 | 24.3% | \$152,032,096 | \$147,579,429 | \$4,452,667 | 3.0% |
| 4 | 9/23/2023 | \$117,226,710 | \$120,099,401 | (\$2,872,691) | -2.4% | \$35,718,110 | \$26,359,797 | \$9,358,314 | 35.5% | \$152,944,820 | \$146,459,198 | \$6,485,623 | 4.4% |
| 5 | 9/30/2023 | \$120,793,331 | \$125,323,123 | (\$4,529,792) | -3.6% | \$46,419,217 | \$27,923,098 | \$18,496,119 | 66.2% | \$167,212,548 | \$153,246,221 | \$13,966,327 | 9.1% |
| 6 | 10/7/2023 | \$124,167,291 | \$127,162,182 | (\$2,994,891) | -2.4% | \$73,290,479 | \$29,192,379 | \$44,098,100 | 151.1% | \$197,457,770 | \$156,354,561 | \$41,103,209 | 26.3% |
| 7 | 10/14/2023 | \$121,390,056 | \$124,858,888 | (\$3,468,832) | -2.8% | \$64,809,497 | \$32,714,985 | \$32,094,513 | 98.1% | \$186,199,553 | \$157,573,873 | \$28,625,681 | 18.2% |
| 8 | 10/21/2023 | \$119,876,918 | \$124,123,288 | (\$4,246,370) | -3.4% | \$25,121,369 | \$30,228,913 | (\$5,107,544) | -16.9% | \$144,998,287 | \$154,352,201 | (\$9,353,914) | -6.1% |
| 9 | 10/28/2023 | \$119,251,289 | \$124,664,414 | (\$5,413,125) | -4.3% | \$26,497,085 | \$51,451,925 | (\$24,954,840) | -48.5% | \$145,748,374 | \$176,116,339 | (\$30,367,965) | -17.2% |
| 10 | 11/4/2023 | \$120,899,631 | \$130,564,295 | (\$9,664,664) | -7.4% | \$26,966,850 | \$130,071,730 | (\$103,104,880) | -79.3% | \$147,866,481 | \$260,636,025 | (\$112,769,544) | -43.3% |
| 11 | 11/11/2023 | \$124,357,490 | \$125,975,136 | (\$1,617,646) | -1.3% | \$27,951,994 | \$79,522,011 | (\$51,570,017) | -64.8% | \$152,309,484 | \$205,497,147 | (\$53,187,663) | -25.9% |
| 12 | 11/18/2023 | \$122,472,423 | \$126,256,926 | (\$3,784,503) | -3.0% | \$28,397,507 | \$26,419,204 | \$1,978,303 | 7.5% | \$150,869,930 | \$152,676,130 | (\$1,806,201) | -1.2% |
| 13 | 11/25/2023 | \$122,802,742 | \$118,113,088 | \$4,689,654 | 4.0% | \$28,252,450 | \$25,156,447 | \$3,096,003 | 12.3% | \$151,055,192 | \$143,269,535 | \$7,785,657 | 5.4% |
| 14 | 12/2/2023 | \$129,836,541 | \$123,893,014 | \$5,943,527 | 4.8% | \$30,176,458 | \$27,636,806 | \$2,539,653 | 9.2% | \$160,012,999 | \$151,529,820 | \$8,483,180 | 5.6% |
| 15 | 12/9/2023 | \$124,603,445 | \$122,961,661 | \$1,641,784 | 1.3% | \$30,970,299 | \$27,612,493 | \$3,357,806 | 12.2% | \$155,573,744 | \$150,574,154 | \$4,999,590 | 3.3% |
| 16 | 12/16/2023 | \$124,125,352 | \$125,411,864 | (\$1,286,512) | -1.0% | \$30,309,108 | \$28,618,652 | \$1,690,456 | 5.9% | \$154,434,460 | \$154,030,516 | \$403,944 | 0.3% |
| 17 | 12/23/2023 | \$132,017,161 | \$128,542,216 | \$3,474,945 | 2.7% | \$35,542,727 | \$31,843,485 | \$3,699,242 | 11.6% | \$167,559,888 | \$160,385,701 | \$7,174,187 | 4.5% |
| 18 | 12/30/2023 | \$137,579,889 | \$140,490,134 | (\$2,910,245) | -2.1% | \$44,917,574 | \$45,788,139 | (\$870,565) | -1.9% | \$182,497,463 | \$186,278,273 | (\$3,780,810) | -2.0% |
| 19 | 1/6/2024 | \$131,759,760 | \$136,749,859 | (\$4,990,099) | -3.6% | \$34,501,857 | \$60,156,630 | (\$25,654,773) | -42.6% | \$166,261,617 | \$196,906,489 | (\$30,644,872) | -15.6% |
| 20 | 1/13/2024 | \$127,983,080 | \$135,623,611 | (\$7,640,531) | -5.6% | \$26,580,291 | \$89,577,192 | (\$62,996,901) | -70.3% | \$154,563,371 | \$225,200,803 | (\$70,637,432) | -31.4% |
| 21 | 1/20/2024 | \$115,886,326 | \$132,683,417 | (\$16,797,091) | -12.7% | \$24,986,950 | \$31,496,601 | (\$6,509,651) | -20.7% | \$140,873,276 | \$164,180,018 | (\$23,306,742) | -14.2% |
| 22 | 1/27/2024 | \$123,239,175 | \$131,666,658 | (\$8,427,483) | -6.4% | \$26,358,979 | \$33,010,505 | (\$6,651,526) | -20.1% | \$149,598,154 | \$164,677,163 | (\$15,079,009) | -9.2% |
| 23 | 2/3/2024 | \$129,552,953 | \$125,434,757 | \$4,118,196 | 3.3% | \$28,985,243 | \$35,485,741 | (\$6,500,499) | -18.3% | \$158,538,196 | \$160,920,498 | (\$2,382,303) | -1.5% |
| 24 | 2/10/2024 | \$133,732,466 | \$135,016,081 | (\$1,283,615) | -1.0% | \$29,421,493 | \$31,105,415 | (\$1,683,922) | -5.4% | \$163,153,959 | \$166,121,496 | (\$2,967,537) | -1.8% |
| 25 | 2/17/2024 | \$132,311,579 | \$134,818,743 | (\$2,507,164) | -1.9% | \$29,986,701 | \$26,655,983 | \$3,330,718 | 12.5% | \$162,298,280 | \$161,474,726 | \$823,554 | 0.5% |
| 26 | 2/24/2024 | \$132,789,940 | \$136,252,327 | (\$3,462,387) | -2.5% | \$32,053,481 | \$27,961,344 | \$4,092,138 | 14.6% | \$164,843,421 | \$164,213,671 | \$629,751 | 0.4% |
| 27 | 3/2/2024 | \$140,014,976 | \$142,406,081 | (\$2,391,105) | -1.7% | \$36,048,898 | \$29,593,236 | \$6,455,662 | 21.8% | \$176,063,874 | \$171,999,317 | \$4,064,557 | 2.4% |
| 28 | 3/9/2024 | \$139,381,071 | \$138,137,807 | \$1,243,264 | 0.9% | \$37,865,362 | \$28,554,021 | \$9,311,342 | 32.6% | \$177,246,433 | \$166,691,828 | \$10,554,606 | 6.3% |
| 29 | 3/16/2024 | \$135,122,488 | \$137,152,270 | (\$2,029,782) | -1.5% | \$41,791,634 | \$28,741,934 | \$13,049,700 | 45.4% | \$176,914,122 | \$165,894,204 | \$11,019,918 | 6.6% |
| 30 | 3/23/2024 | \$137,726,063 | \$137,487,217 | \$238,846 | 0.2% | \$57,194,799 | \$29,782,813 | \$27,411,986 | 92.0% | \$194,920,862 | \$167,270,030 | \$27,650,832 | 16.5% |
| 31 | 3/30/2024 | \$141,104,504 | \$139,775,264 | \$1,329,240 | 1.0% | \$59,818,632 | \$32,144,744 | \$27,673,888 | 86.1% | \$200,923,136 | \$171,920,008 | \$29,003,128 | 16.9% |
| 32 | 4/6/2024 | \$137,394,802 | \$139,715,002 | (\$2,320,200) | -1.7% | \$66,283,915 | \$32,524,745 | \$33,759,170 | 103.8% | \$203,678,717 | \$172,239,747 | \$31,438,970 | 18.3% |
| 33 | 4/13/2024 | \$134,916,822 | \$136,238,448 | (\$1,321,626) | -1.0% | \$26,874,892 | \$38,094,234 | (\$11,219,342) | -29.5% | \$161,791,714 | \$174,332,682 | (\$12,540,968) | -7.2% |
| 34 | 4/20/2024 | \$133,976,232 | \$134,368,184 | (\$391,952) | -0.3% | \$27,066,736 | \$53,465,618 | (\$26,398,883) | -49.4% | \$161,042,968 | \$187,833,802 | (\$26,790,835) | -14.3% |
| 35 | 4/27/2024 | \$134,565,327 | \$136,494,447 | (\$1,929,120) | -1.4% | \$27,901,309 | \$23,302,074 | \$4,599,236 | 19.7% | \$162,466,636 | \$159,796,521 | \$2,670,116 | 1.7% |
| 36 | 5/4/2024 | \$137,482,260 | \$138,630,301 | (\$1,148,041) | -0.8% | \$29,412,500 | \$24,144,165 | \$5,268,335 | 21.8% | \$166,894,760 | \$162,774,466 | \$4,120,294 | 2.5% |
| 37 | 5/11/2024 | \$131,053,687 | \$135,810,888 | (\$4,757,201) | -3.5% | \$29,057,528 | \$24,252,558 | \$4,804,970 | 19.8% | \$160,111,215 | \$160,063,446 | \$47,769 | 0.0% |
| 38 | 5/18/2024 | \$131,034,564 | \$132,970,513 | (\$1,935,949) | -1.5% | \$27,768,764 | \$24,785,120 | \$2,983,644 | 12.0% | \$158,803,328 | \$157,755,633 | \$1,047,695 | 0.7% |
| 39 | 5/25/2024 | \$128,284,725 | \$131,404,006 | (\$3,119,281) | -2.4% | \$28,642,753 | \$25,026,866 | \$3,615,887 | 14.4% | \$156,927,478 | \$156,430,872 | \$496,606 | 0.3% |
| 40 | 6/1/2024 | \$126,138,448 | \$130,371,617 | (\$4,233,169) | -3.2% | \$29,657,921 | \$25,992,060 | \$3,665,861 | 14.1% | \$155,796,369 | \$156,363,677 | (\$567,308) | -0.4% |
| 41 | 6/8/2024 | | \$127,029,947 | | | | \$26,617,863 | | | | \$153,647,810 | | |
| 42 | 6/15/2024 | | \$123,222,493 | | | | \$27,430,253 | | | | \$150,652,746 | | |

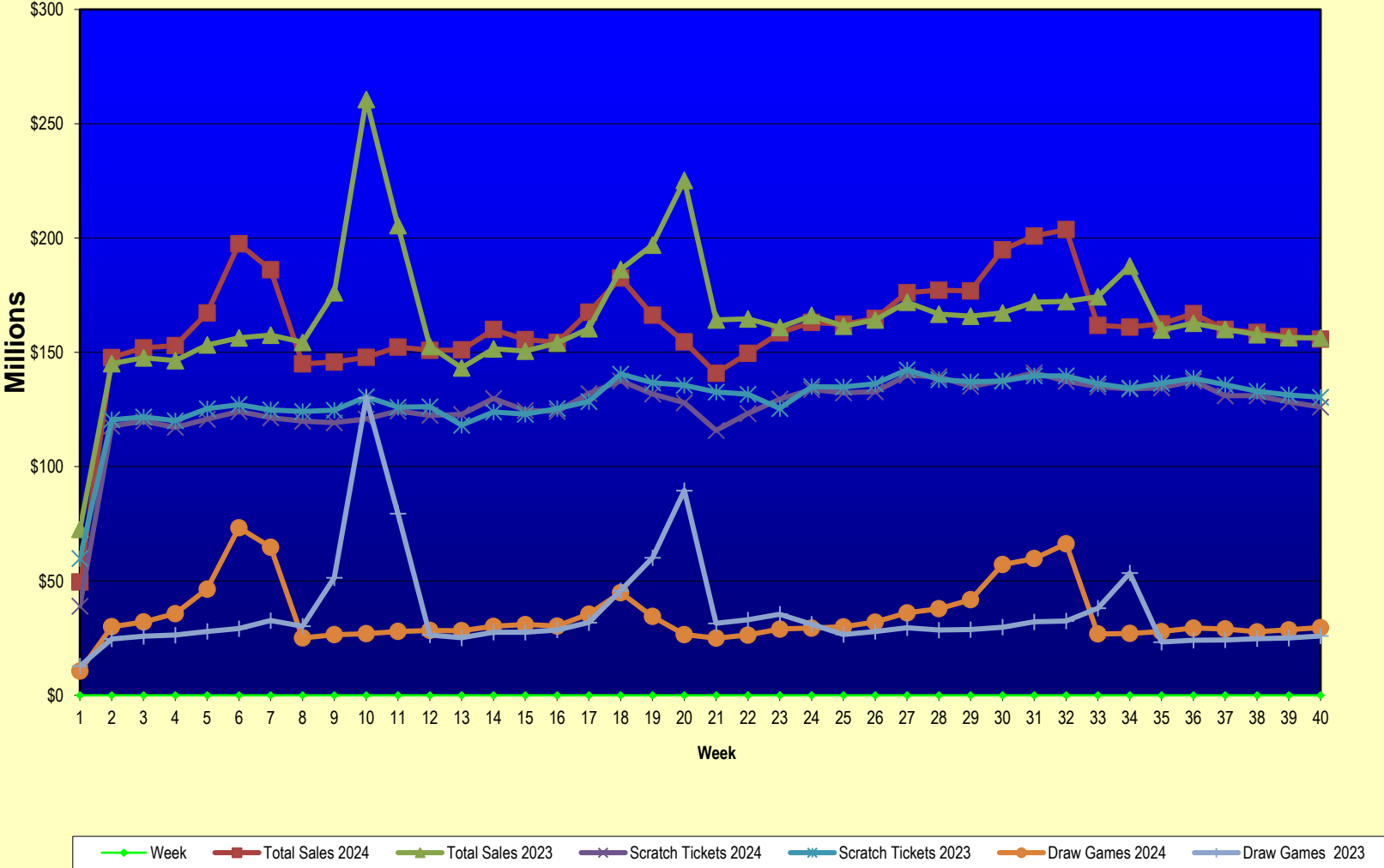
Texas Lottery Commission
Fiscal Year Over Year Change in Sales
 Unaudited
 FY 2024 Compared to FY 2023

| | | | SCRATCH TICKETS | | | | DRAW GAMES | | | | TOTAL SALES | | | |
|-------------------------|-------------|--------|-----------------|-----------------|-----------------|-----------------------------|-----------------|-----------------|----------------|-----------------------------|-----------------|-----------------|-----------------|-----------------------------|
| FY 2024 | | | FY 2024 | FY 2023 | Difference | % change - Cumulative Sales | FY 2024 | FY 2023 | Difference | % change - Cumulative Sales | FY 2024 | FY 2023 | Difference | % change - Cumulative Sales |
| Week | Week | Ending | | | | | | | | | | | | |
| 43 | 6/22/2024 | | | \$120,916,477 | | | | \$29,623,767 | | | | \$150,540,244 | | |
| 44 | 6/29/2024 | | | \$124,353,242 | | | | \$32,695,830 | | | | \$157,049,072 | | |
| 45 | 7/6/2024 | | | \$125,626,401 | | | | \$42,088,277 | | | | \$167,714,678 | | |
| 46 | 7/13/2024 | | | \$124,153,252 | | | | \$62,805,046 | | | | \$186,958,298 | | |
| 47 | 7/20/2024 | | | \$125,448,615 | | | | \$78,906,399 | | | | \$204,355,014 | | |
| 48 | 7/27/2024 | | | \$125,446,091 | | | | \$49,317,844 | | | | \$174,763,935 | | |
| 49 | 8/3/2024 | | | \$124,237,124 | | | | \$74,806,538 | | | | \$199,043,662 | | |
| 50 | 8/10/2024 | | | \$119,776,199 | | | | \$57,508,648 | | | | \$177,284,847 | | |
| 51 | 8/17/2024 | | | \$119,072,163 | | | | \$27,982,437 | | | | \$147,054,600 | | |
| 52 | 8/24/2024 | | | \$117,986,952 | | | | \$27,968,452 | | | | \$145,955,404 | | |
| | 8/31/2023** | | | \$82,253,003 | | | | \$18,981,337 | | | | \$101,234,340 | | |
| Total thru Current Week | | | \$5,053,498,016 | \$5,169,768,301 | (\$116,270,285) | -2.2% | \$1,386,377,070 | \$1,439,627,465 | (\$53,250,395) | -3.7% | \$6,439,875,086 | \$6,609,395,766 | (\$169,520,680) | -2.6% |
| Fiscal Year Total | | | \$5,053,498,016 | \$6,729,290,260 | | | \$1,386,377,070 | \$1,996,360,152 | | | \$6,439,875,086 | \$8,725,650,412 | | |

* FY 24 includes 2 days; FY 23 includes 3 days

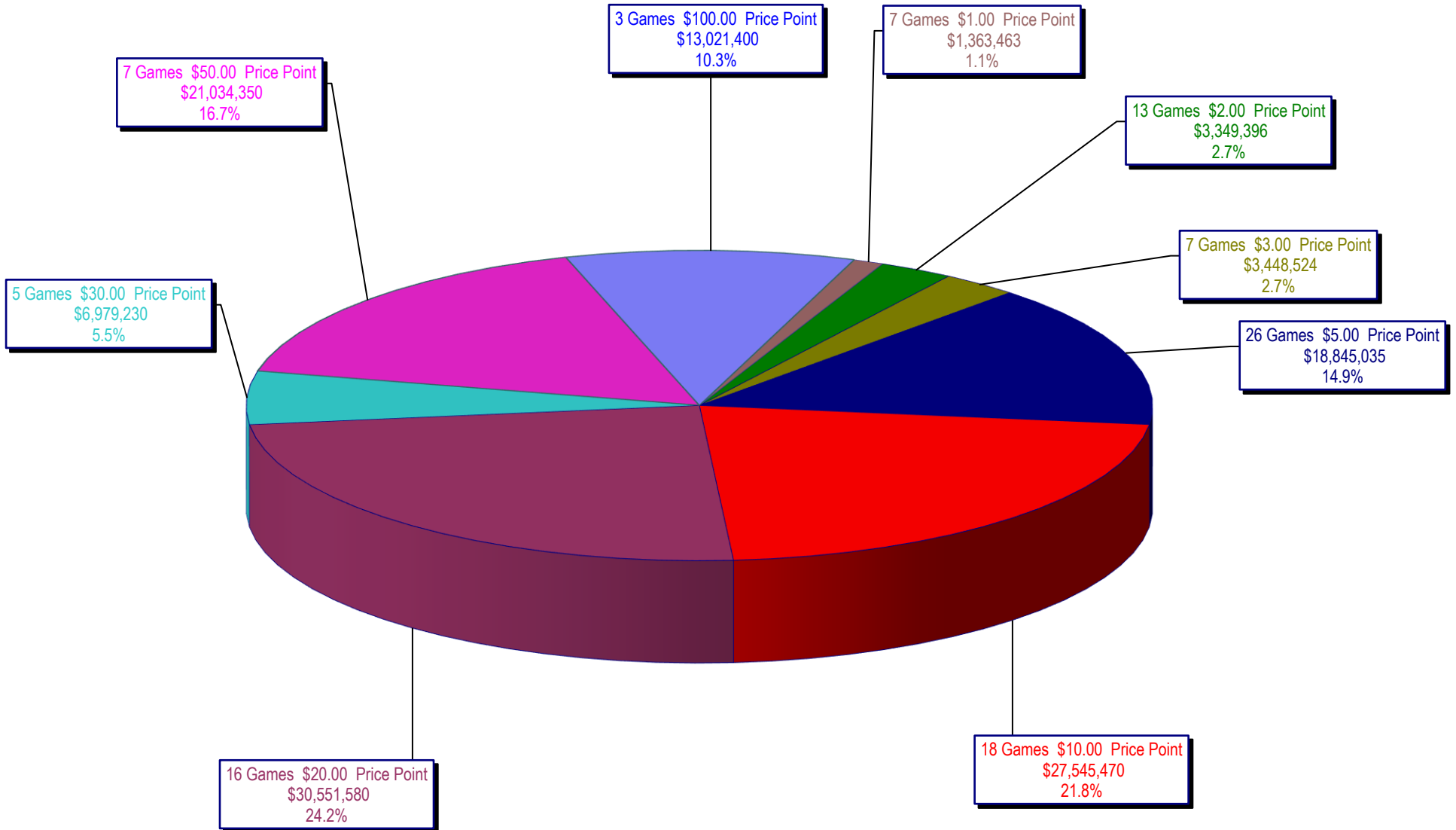
** FY 24 includes 7 days; FY 23 includes 5 days

Texas Lottery Commission Fiscal Year Over Year Change in Sales

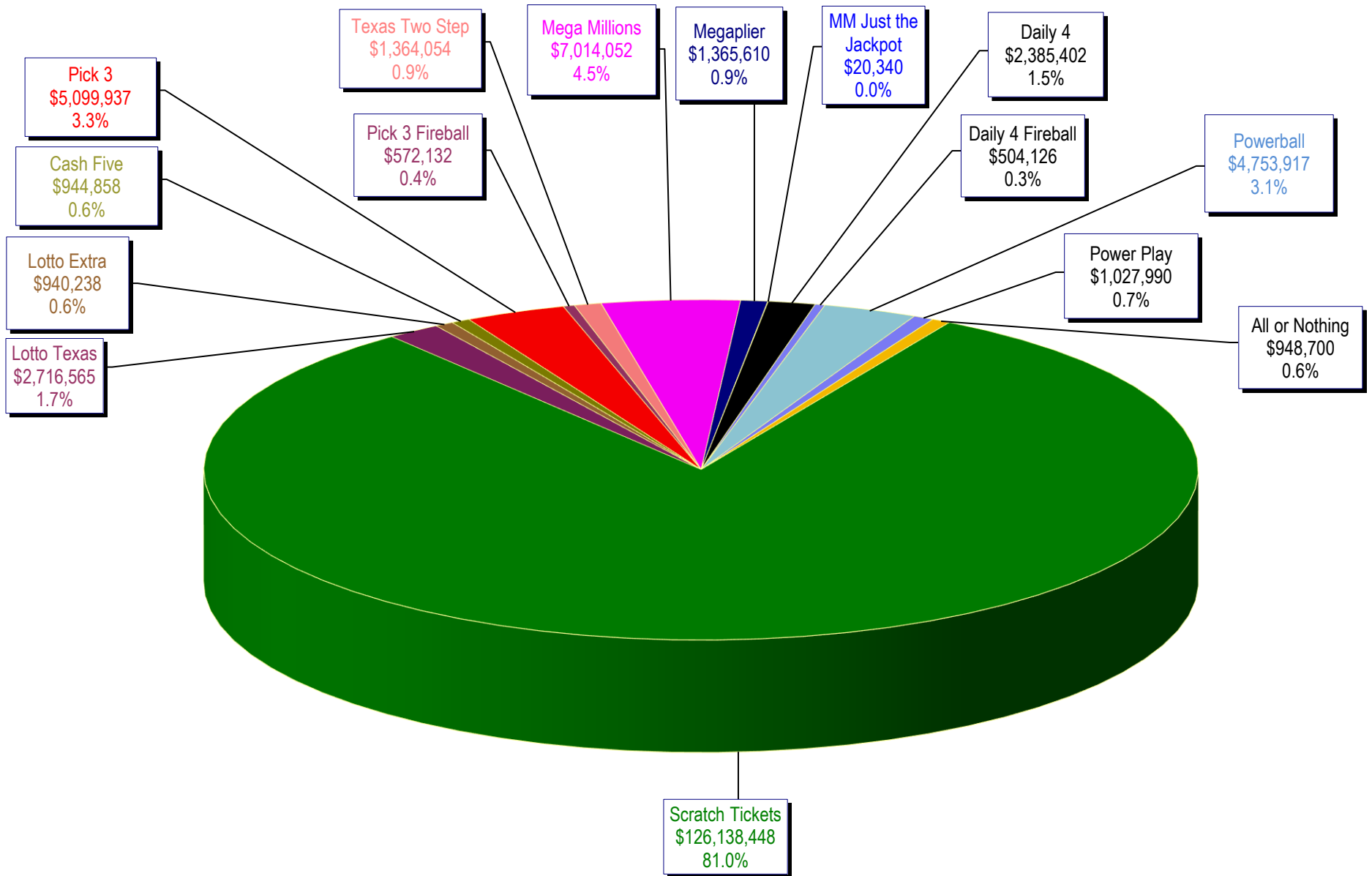


Note: Report is prepared on a Fiscal Year basis.

Texas Lottery Commission
Scratch Ticket Sales
For the Week Ending 6/01/2024
(Unaudited)



Texas Lottery Commission
All Game Sales
For the Week Ending 6/01/2024
(Unaudited)



Texas Lottery Commission - Weekly Sales Summary for FY 2024 (Unaudited)

| Week Ended | Scratch Tickets | New Games & Dates | Lotto Texas | Jackpot | | | Lotto Extra | Pick 3 | Pick 3 Fireball | Cash Five | Texas Two Step | Jackpot | | Mega Millions | Jackpot | | Megaplier | MM Just the Jackpot | Daily 4 | Daily 4 Fireball | Powerball | Jackpot | | | Power Play | All or Nothing | Total | Per Cap. |
|------------|-----------------|--|-------------|---------|-------|-------|-------------|-----------|-----------------|-----------|----------------|---------|-------|---------------|---------|-----|-----------|---------------------|-----------|------------------|------------|---------|------|-----|------------|----------------|-------------|----------|
| | | | | M | W | S | | | | | | M | TH | | T | F | | | | | | M | W | S | | | | |
| 9/02/2023* | 121,231,522 | 0 | 2,253,707 | 6 | 6.25 | 5 | 806,853 | 5,115,216 | 535,843 | 1,022,024 | 1,199,462 | 325 | 475 | 3,770,466 | 67 | 85 | 794,471 | 14,985 | 2,408,116 | 490,001 | 8,499,070 | 363 | 386 | 420 | 1,662,056 | 1,046,900 | 150,850,691 | 5.02 |
| 9/9/2023 | 117,746,228 | 2519 (\$1.N); 2520 (\$5.N); 2521 (\$10.N); 2522 (\$20.N) - 9/05/2023 | 2,217,512 | 5.25 | 5.5 | 5.75 | 796,196 | 4,961,703 | 525,645 | 967,387 | 867,203 | 200 | 225 | 4,077,812 | 101 | 122 | 838,741 | 14,928 | 2,330,636 | 472,405 | 9,154,514 | 435 | 461 | 500 | 1,772,152 | 1,030,706 | 147,773,768 | 4.92 |
| 9/16/2023 | 119,921,752 | 0 | 2,284,115 | 6 | 6.25 | 6.5 | 820,754 | 4,988,859 | 537,610 | 962,509 | 904,070 | 200 | 225 | 4,290,656 | 141 | 162 | 880,334 | 15,419 | 2,320,256 | 484,657 | 10,591,773 | 522 | 550 | 596 | 2,012,334 | 1,016,998 | 152,032,096 | 5.06 |
| 9/23/2023 | 117,226,710 | 2523 (\$2.N); 2524 (\$5.N); 2502 (\$5.N); 2525 (\$10.N) - 9/18/2023 | 2,361,555 | 6.75 | 7 | 7.25 | 848,802 | 4,809,560 | 495,391 | 957,806 | 1,246,614 | 325 | 475 | 4,718,611 | 183 | 205 | 950,556 | 15,198 | 2,242,828 | 449,210 | 13,199,208 | 638 | 672 | 750 | 2,442,060 | 980,712 | 152,944,820 | 5.09 |
| 9/30/2023 | 120,793,331 | 0 | 2,554,465 | 7.5 | 7.75 | 8 | 924,241 | 4,940,570 | 522,891 | 976,368 | 1,814,187 | 650 | 850 | 5,655,684 | 230 | 267 | 1,126,913 | 17,259 | 2,346,398 | 491,579 | 20,319,168 | 785 | 850 | 960 | 3,722,744 | 1,006,750 | 167,212,548 | 5.57 |
| 10/7/2023 | 124,167,291 | 2526 (\$5.N); 2527 (\$10.N); 2490 (\$20.N) - 10/02/2023 | 2,970,573 | 8.25 | 8.75 | 10 | 1,087,150 | 5,181,885 | 556,171 | 1,020,589 | 2,623,680 | 1,125 | 1,450 | 7,089,816 | 315 | 360 | 1,426,905 | 21,744 | 2,395,066 | 525,652 | 40,065,201 | 1,04 | 1.2 | 1.4 | 7,258,129 | 1,067,919 | 197,457,770 | 6.58 |
| 10/14/2023 | 121,390,056 | 0 | 3,044,842 | 10.75 | 11.5 | 12.25 | 1,097,779 | 4,906,803 | 520,636 | 1,012,051 | 2,832,493 | 1,850 | 2,250 | 4,648,107 | 20 | 48 | 972,909 | 16,638 | 2,345,082 | 505,355 | 35,325,559 | 1.55 | 1.72 | 20 | 6,493,746 | 1,087,499 | 186,199,553 | 6.20 |
| 10/21/2023 | 119,876,918 | 2492 (\$2.N); 2529 (\$5.N); 2513 (\$20.N) - 10/16/2023 | 2,706,177 | 12.75 | 13.5 | 14.5 | 947,106 | 4,827,419 | 501,564 | 973,239 | 1,013,503 | 200 | 225 | 3,907,208 | 69 | 91 | 817,237 | 13,440 | 2,269,150 | 469,393 | 4,647,708 | 34 | 49 | 70 | 1,003,584 | 1,024,642 | 144,998,287 | 4.83 |
| 10/28/2023 | 119,251,289 | 0 | 2,736,658 | 15.25 | 16 | 16.75 | 952,858 | 4,892,564 | 519,445 | 970,220 | 1,381,345 | 350 | 550 | 4,228,565 | 114 | 137 | 871,942 | 14,565 | 2,278,465 | 477,410 | 5,104,736 | 85 | 100 | 125 | 1,082,203 | 986,110 | 145,748,374 | 4.85 |
| 11/4/2023 | 120,899,631 | 2530 (\$1.N); 2531 (\$3.N); 2532 (\$5.N); 2533 (\$10.N) - 10/30/2023 | 2,774,593 | 17.25 | 18 | 18.75 | 968,573 | 5,068,551 | 545,170 | 988,935 | 987,215 | 200 | 225 | 4,344,124 | 159 | 181 | 884,315 | 13,365 | 2,385,545 | 498,499 | 5,353,098 | 137 | 152 | 173 | 1,126,740 | 1,028,128 | 147,866,481 | 4.92 |
| 11/11/2023 | 124,357,490 | 2386 (\$10.N) - 11/06/2023 | 2,868,566 | 19 | 19.75 | 20.25 | 1,002,534 | 5,063,303 | 529,981 | 992,764 | 1,016,517 | 325 | 200 | 4,658,152 | 196 | 223 | 936,072 | 14,091 | 2,395,651 | 494,259 | 5,770,505 | 179 | 196 | 220 | 1,192,901 | 1,016,698 | 152,309,484 | 5.07 |
| 11/18/2023 | 122,472,423 | 2534 (\$5.N); 2535 (\$20.N); 2536 (\$50.N) - 11/15/2023 | 2,910,940 | 21 | 21.75 | 22.5 | 1,022,082 | 5,077,826 | 528,359 | 990,208 | 1,053,795 | 225 | 350 | 4,647,775 | 245 | 267 | 927,247 | 14,403 | 2,478,541 | 513,452 | 6,004,298 | 235 | 255 | 280 | 1,234,233 | 994,348 | 150,869,930 | 5.02 |
| 11/25/2023 | 122,802,742 | 0 | 2,902,347 | 22.75 | 23.5 | 24.25 | 1,023,727 | 4,851,691 | 500,742 | 956,055 | 812,835 | 200 | 200 | 4,660,226 | 289 | 308 | 927,361 | 14,535 | 2,379,630 | 495,328 | 6,463,988 | 295 | 313 | 340 | 1,313,430 | 950,556 | 151,055,192 | 5.03 |
| 12/2/2023 | 129,836,541 | 0 | 3,020,031 | 24.75 | 25.75 | 26.25 | 1,041,849 | 5,141,300 | 553,867 | 1,003,246 | 910,352 | 200 | 225 | 5,065,982 | 335 | 355 | 1,005,245 | 14,733 | 2,455,338 | 519,187 | 7,032,687 | 352 | 374 | 400 | 1,408,584 | 1,004,058 | 160,012,999 | 5.33 |
| 12/9/2023 | 124,603,445 | 2552 (\$2.N); 2537 (\$5.N); 2514 (\$20.N) - 12/04/2023 | 3,036,645 | 26.75 | 27.5 | 28 | 1,037,773 | 5,070,359 | 538,283 | 996,114 | 913,402 | 200 | 225 | 5,112,338 | 377 | 395 | 1,012,863 | 14,559 | 2,488,220 | 530,002 | 7,704,740 | 412 | 435 | 468 | 1,522,543 | 992,459 | 155,573,744 | 5.18 |
| 12/16/2023 | 124,125,352 | 0 | 3,128,805 | 28.75 | 29.5 | 30 | 1,062,956 | 4,995,753 | 541,127 | 979,960 | 890,998 | 200 | 225 | 3,089,830 | 20 | 28 | 651,842 | 9,747 | 2,460,065 | 524,980 | 9,233,204 | 477 | 500 | 535 | 1,761,279 | 978,562 | 154,434,460 | 5.14 |
| 12/23/2023 | 132,017,161 | 2322 (\$2.N); 2509 (\$5.N); 2480 (\$5.N) - 12/18/2023 | 3,408,183 | 30.25 | 30.75 | 31.5 | 1,157,890 | 5,215,281 | 557,252 | 1,009,232 | 908,261 | 200 | 200 | 3,610,534 | 41 | 57 | 752,074 | 11,445 | 2,583,411 | 541,790 | 12,447,608 | 543 | 572 | 620 | 2,305,833 | 1,033,934 | 167,559,888 | 5.58 |
| 12/30/2023 | 137,579,889 | 0 | 3,566,326 | 32 | 32.75 | 34 | 1,225,532 | 5,153,383 | 559,885 | 1,003,854 | 997,422 | 225 | 325 | 4,199,082 | 73 | 92 | 870,053 | 12,774 | 2,476,129 | 511,393 | 19,661,212 | 638 | 700 | 760 | 3,656,579 | 1,023,952 | 182,497,463 | 6.08 |
| 1/6/2024 | 131,759,760 | 2541 (\$1.N); 2542 (\$3.N); 2543 (\$5.N); 2544 (\$10.N); 2545 (\$20.N) - 1/02/2024 | 2,359,660 | 5 | 5.25 | 5.5 | 850,348 | 5,371,513 | 588,851 | 1,035,283 | 947,985 | 200 | 225 | 4,845,368 | 114 | 140 | 1,002,927 | 15,876 | 2,429,867 | 510,099 | 11,230,116 | 810 | 20 | 35 | 2,234,993 | 1,078,972 | 166,261,617 | 5.54 |
| 1/13/2024 | 127,983,080 | 0 | 2,310,911 | 5.75 | 6 | 6.25 | 828,902 | 5,127,544 | 559,478 | 1,007,711 | 997,112 | 325 | 200 | 4,949,475 | 165 | 187 | 996,617 | 15,534 | 2,403,333 | 504,487 | 4,813,544 | 46 | 60 | 77 | 1,031,536 | 1,034,108 | 154,563,371 | 5.15 |
| 1/20/2024 | 115,886,326 | 2546 (\$2.N); 2508 (\$3.N); 2547 (\$5.N) - 1/16/2024 | 2,138,848 | 6.5 | 6.75 | 7 | 769,500 | 4,643,654 | 515,512 | 935,245 | 950,110 | 225 | 350 | 4,715,057 | 208 | 236 | 937,314 | 14,088 | 2,220,351 | 467,373 | 4,724,351 | 88 | 102 | 120 | 1,001,674 | 953,874 | 140,873,276 | 4.69 |
| 1/27/2024 | 123,239,175 | 0 | 2,286,490 | 7.25 | 7.5 | 7.75 | 819,394 | 4,810,908 | 538,277 | 969,129 | 870,715 | 200 | 225 | 5,020,900 | 262 | 285 | 989,800 | 15,648 | 2,303,868 | 479,915 | 5,157,370 | 133 | 145 | 164 | 1,080,672 | 1,015,894 | 149,598,154 | 4.98 |
| 2/3/2024 | 129,552,953 | 0 | 2,400,266 | 8 | 8.25 | 8.5 | 861,675 | 5,345,906 | 609,269 | 1,011,443 | 875,267 | 200 | 200 | 5,791,029 | 311 | 333 | 1,147,441 | 18,162 | 2,565,531 | 544,626 | 5,591,532 | 174 | 188 | 206 | 1,167,772 | 1,055,324 | 158,538,196 | 5.28 |
| 2/10/2024 | 133,732,466 | 2550 (\$5.N); 2560 (\$10.N); 2495 (\$20.N); 2588 (\$100.N) - 2/05/2024 | 2,454,105 | 8.75 | 9.25 | 10 | 875,809 | 5,194,149 | 570,880 | 1,004,469 | 1,096,066 | 225 | 350 | 5,907,547 | 365 | 394 | 1,146,293 | 19,296 | 2,450,964 | 513,450 | 5,934,322 | 214 | 228 | 248 | 1,227,205 | 1,026,938 | 163,153,959 | 5.43 |
| 2/17/2024 | 132,311,579 | 0 | 2,466,886 | 10.5 | 11 | 12 | 882,297 | 5,177,106 | 577,999 | 990,479 | 1,034,702 | 500 | 200 | 6,301,736 | 425 | 457 | 1,221,577 | 19,833 | 2,454,699 | 507,049 | 6,066,752 | 270 | 285 | 306 | 1,255,236 | 1,030,350 | 162,298,280 | 5.40 |
| 2/24/2024 | 132,789,940 | 2388 (\$2.N); 2553 (\$5.N); 2563 (\$10.N) - 2/19/2024 | 2,559,880 | 12.25 | 13 | 13.75 | 919,686 | 5,267,764 | 588,620 | 991,686 | 922,539 | 200 | 225 | 7,185,965 | 493 | 525 | 1,365,008 | 22,437 | 2,552,384 | 528,897 | 6,721,619 | 330 | 348 | 376 | 1,380,925 | 1,046,072 | 164,843,421 | 5.49 |

