



WEEKLY SALES SUMMARY

Unaudited

Week Ending: 6/05/2021

**Texas Lottery Commission
Fiscal Year to Date Sales Comparison
Unaudited**

Through the Week Ending: 6/05/2021 (40 weeks)

Sales by Game	FY 2019 *	FY 2020 **	FY 2021	\$ Change		% Change	
				FY 2021 to FY 2019	FY 2021 to FY 2020	FY 2021 to FY 2019	FY 2021 to FY 2020
Scratch Tickets	\$ 3,782,376,559	\$ 4,123,858,255	\$ 5,049,969,615	\$ 1,267,593,056	\$ 926,111,360	33.5%	22.5%
Lotto Texas	82,557,192	81,469,522	102,977,279	20,420,087	21,507,757	24.7%	26.4%
Lotto Extra	20,307,226	21,714,683	30,296,621	9,989,395	8,581,938	49.2%	39.5%
Pick 3	192,754,540	192,797,685	217,737,885	24,983,345	24,940,200	13.0%	12.9%
Pick 3 Sum It Up	3,278,564	-	-	-3,278,564	-	-100.0%	-
Pick 3 Fireball	2,946,466	14,731,175	19,259,850	16,313,384	4,528,675	553.7%	30.7%
Cash Five	36,051,677	34,905,164	39,392,590	3,340,913	4,487,426	9.3%	12.9%
Texas Two Step	46,755,064	46,238,884	51,275,896	4,520,832	5,037,013	9.7%	10.9%
Mega Millions	315,334,506	158,286,230	274,329,925	-41,004,581	116,043,695	-13.0%	73.3%
Megaplier	46,032,533	26,786,110	46,138,555	106,022	19,352,445	0.2%	72.2%
MM Just the Jackpot	1,396,898	635,343	1,114,176	-282,722	478,833	-20.2%	75.4%
Daily 4	86,580,541	86,664,789	93,351,858	6,771,318	6,687,069	7.8%	7.7%
Daily 4 Sum It Up	4,072,164	-	-	-4,072,164	-	-100.0%	-
Daily 4 Fireball	1,997,417	12,155,188	15,248,288	13,250,871	3,093,101	663.4%	25.4%
Powerball	254,401,290	144,675,692	224,516,151	-29,885,139	79,840,459	-11.7%	55.2%
Power Play	39,114,826	24,899,362	38,894,660	-220,166	13,995,298	-0.6%	56.2%
All or Nothing	24,226,373	27,091,201	33,549,423	9,323,050	6,458,222	38.5%	23.8%
Total	\$ 4,940,183,834	\$ 4,996,909,282	\$ 6,238,052,772	\$ 1,297,868,938	\$ 1,241,143,490	26.3%	24.8%

* 3 extra days

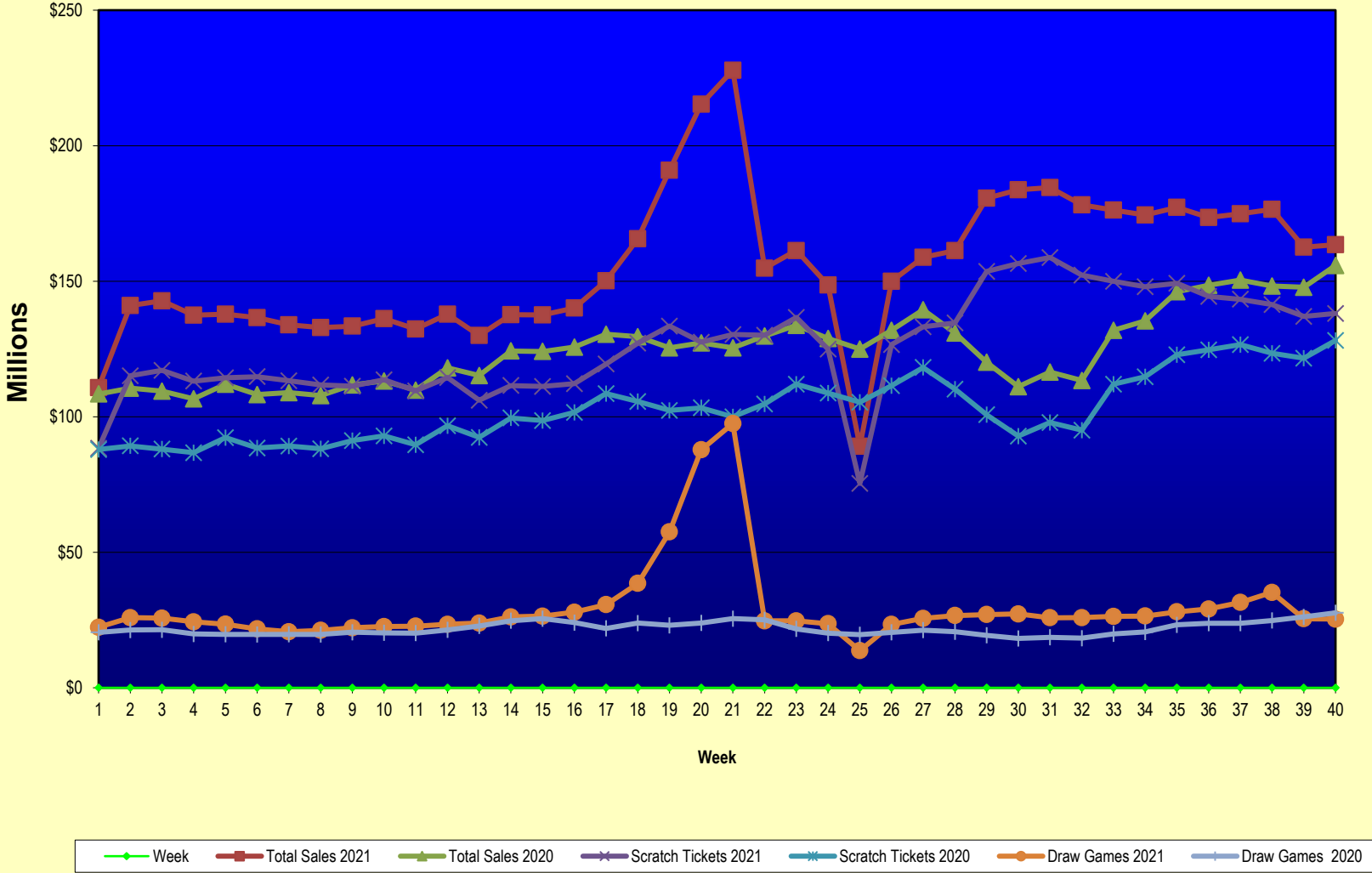
** 2 extra days

Texas Lottery Commission
Fiscal Year Over Year Change in Sales
 Unaudited
 FY 2021 Compared to FY 2020

			SCRATCH TICKETS				DRAW GAMES				TOTAL SALES			
FY 2021			FY 2021	FY 2020	Difference	% change - Cumulative Sales	FY 2021	FY 2020	Difference	% change - Cumulative Sales	FY 2021	FY 2020	Difference	% change - Cumulative Sales
Week	Week	Ending												
43	6/26/2021			\$120,777,685				\$21,274,287				\$142,051,972		
44	7/3/2021			\$121,140,896				\$22,407,902				\$143,548,798		
45	7/10/2021			\$114,591,206				\$22,821,511				\$137,412,717		
46	7/17/2021			\$114,444,652				\$23,021,475				\$137,466,127		
47	7/24/2021			\$113,701,030				\$23,085,273				\$136,786,303		
48	7/31/2021			\$115,767,821				\$22,752,584				\$138,520,405		
49	8/7/2021			\$117,301,276				\$23,791,977				\$141,093,253		
50	8/14/2021			\$111,123,756				\$22,904,623				\$134,028,379		
51	8/21/2021			\$112,919,496				\$21,669,592				\$134,589,088		
52	8/28/2021			\$113,122,453				\$22,007,271				\$135,129,724		
	8/31/2021**			\$30,859,274				\$3,863,234				\$34,722,508		
Total thru Current Week			\$5,049,969,615	\$4,123,858,255	\$926,111,360	22.5%	\$1,188,083,157	\$873,051,027	\$315,032,130	36.1%	\$6,238,052,772	\$4,996,909,282	\$1,241,143,490	24.8%
Fiscal Year Total			\$5,049,969,615	\$5,555,813,386			\$1,188,083,157	\$1,148,214,397			\$6,238,052,772	\$6,704,027,783		

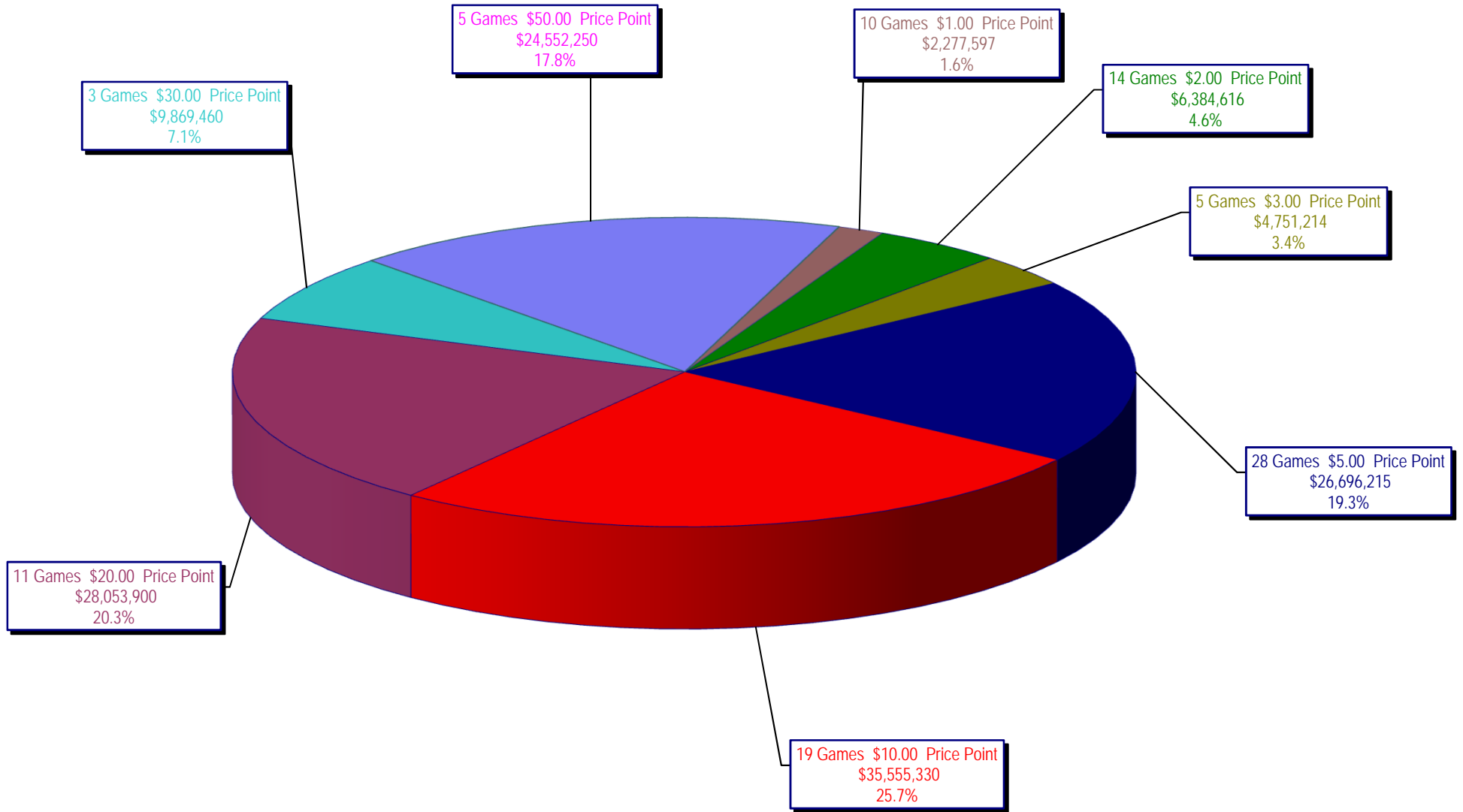
* FY 21 includes 5 days
 ** FY 20 includes 2 days
 ** FY 21 includes 3 days

Texas Lottery Commission Fiscal Year Over Year Change in Sales

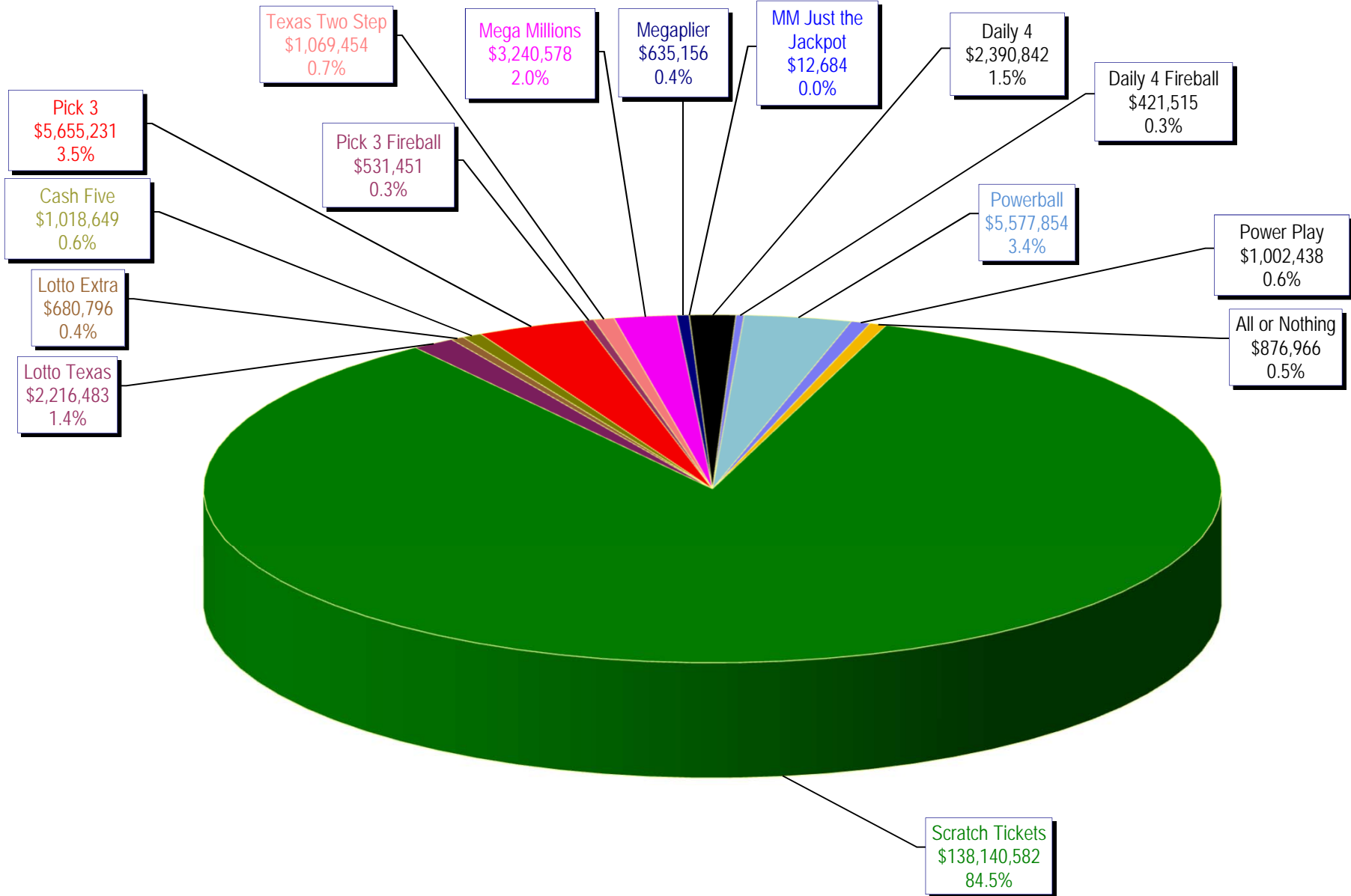


Note: Report is prepared on a Fiscal Year basis.

Texas Lottery Commission
Scratch Ticket Sales
For the Week Ending 6/05/2021
(Unaudited)



Texas Lottery Commission
All Game Sales
For the Week Ending 6/05/2021
(Unaudited)



Texas Lottery Commission - Weekly Sales Summary for FY 2021 (Unaudited)

Week Ended	Scratch Tickets	New Games & Dates	Lotto Texas	Jackpot		Lotto Extra	Pick 3	Pick 3 Fireball	Cash Five	Texas Two Step	Jackpot		Mega Millions	Jackpot		Megaplier	MM Just the Jackpot	Daily 4	Daily 4 Fireball	Powerball	Jackpot		Power Play	All or Nothing	Total	Per Cap.
				W	S						M	TH		T	F						W	S				
9/05/2020*	119,240,436	0	4,900,880	36.75	37.5	1,317,942	5,627,095	495,670	975,355	1,198,425	225	350	3,498,263	78	88	644,018	15,564	2,426,444	392,334	3,296,712	56	66	623,274	778,700	145,431,111	5.02
9/12/2020	115,145,117	2252 (\$1,N); 2257 (\$2,N); 2253 (\$5,N); 2254 (\$10,N); 2255 (\$20,N) - 9/08/2020	4,786,564	39	40.5	1,302,979	5,450,541	475,781	947,289	1,141,053	550	200	3,674,730	97	108	664,073	15,378	2,349,281	372,234	3,320,494	75	85	619,095	746,494	141,011,103	4.86
9/19/2020	117,098,316	0	5,425,043	41.25	42.75	1,489,746	5,329,710	459,742	949,747	983,576	225	200	3,241,795	119	20	598,298	13,437	2,292,990	360,309	3,178,372	94	20	597,151	769,946	142,788,177	4.92
9/26/2020	113,153,550	2240 (\$2,N); 2246 (\$2,N); 2271 (\$10,N) - 9/21/2020	5,553,721	44	45.5	1,543,098	5,131,115	444,652	936,549	1,131,313	225	350	2,595,022	22	24	498,807	11,688	2,196,601	342,415	2,669,380	22	25	516,832	749,082	137,473,823	4.74
10/3/2020	114,375,276	0	3,912,148	47	5	1,099,604	5,328,809	460,344	960,535	1,736,672	525	725	2,743,952	32	41	521,588	11,514	2,230,409	348,411	2,823,728	34	43	542,037	740,580	137,835,606	4.75
10/10/2020	114,802,883	2259 (\$1,N); 2260 (\$5,N); 2274 (\$50,N) - 10/5/2020	2,162,587	5.25	5.5	628,576	5,060,112	421,479	946,873	2,295,357	950	1,275	2,889,056	50	60	538,328	12,156	2,163,365	337,694	2,985,318	52	62	555,666	720,166	136,519,615	4.71
10/17/2020	113,280,669	0	2,137,900	5.75	6	625,550	5,028,124	407,439	939,006	944,563	200	200	2,999,686	77	69	550,648	12,444	2,179,649	338,936	3,163,736	72	82	583,282	753,762	133,945,394	4.62
10/24/2020	111,745,204	2262 (\$2,N); 2263 (\$5,N); 2264 (\$10,N); 2040 (\$20,N) - 10/19/2020	2,135,487	6.25	6.5	627,816	4,919,589	399,003	930,223	993,681	200	225	3,187,422	86	97	581,691	13,428	2,221,398	335,447	3,438,500	91	102	621,336	760,188	132,910,412	4.58
10/31/2020	111,272,152	0	2,149,428	6.75	7	628,926	5,012,595	408,443	925,476	1,289,393	375	525	3,420,678	109	118	615,454	13,872	2,252,625	350,159	3,672,568	116	127	655,294	741,424	133,408,486	4.60
11/7/2020	113,620,007	2265 (\$1,N); 2266 (\$3,N); 2267 (\$5,N); 2249 (\$5,N) - 11/02/2020	2,189,403	7.25	7.5	629,879	5,190,194	425,841	938,750	973,168	200	225	3,694,336	129	142	657,406	15,246	2,262,604	349,405	3,842,270	137	149	679,622	758,586	136,226,715	4.70
11/14/2020	109,577,081	0	2,190,591	7.75	8	633,871	5,056,845	411,960	935,549	966,851	200	225	3,853,268	152	165	678,805	16,026	2,201,516	330,133	4,021,074	158	168	704,507	748,438	132,326,515	4.56
11/21/2020	114,446,332	2269 (\$2,N); 2270 (\$5,N); 2298 (\$20,N) - 11/16/2020	2,191,245	8.25	8.5	634,394	5,046,147	414,849	921,840	1,253,452	350	525	4,032,642	176	188	698,621	16,608	2,181,930	327,094	4,226,423	179	192	731,337	720,836	137,843,749	4.75
11/28/2020	106,113,701	2250 (\$5,N) - 11/23/2020	2,187,557	8.75	9	637,869	4,956,022	402,134	887,689	889,378	200	225	4,466,622	200	214	762,179	17,478	2,155,675	322,954	4,691,164	202	216	801,896	711,620	130,003,938	4.48
12/5/2020	111,508,837	0	2,103,173	5	5.25	617,745	5,384,426	448,282	971,053	1,287,425	350	500	4,997,344	229	244	844,358	19,314	2,334,912	358,890	5,138,360	231	243	870,569	756,666	137,641,353	4.75
12/12/2020	111,156,442	2160 (\$1,N); 2147 (\$5,N); 2335 (\$10,N) - 12/07/2020	2,132,528	5.5	5.75	631,153	5,275,669	427,926	954,355	956,213	200	225	5,366,742	264	276	900,622	20,751	2,260,947	345,370	5,473,968	262	277	920,795	765,356	137,588,836	4.75
12/19/2020	112,212,350	0	2,163,823	6	6.25	639,430	5,228,079	434,269	949,684	918,216	200	200	6,079,226	291	310	1,010,231	23,658	2,288,502	359,142	6,014,958	287	304	1,009,358	777,414	140,108,339	4.83
12/26/2020	119,456,586	2275 (\$2,N); 2276 (\$5,N) - 12/21/2020	2,287,177	6.5	6.75	675,875	5,314,659	451,170	943,447	969,410	225	200	7,149,896	330	352	1,154,637	29,199	2,242,632	351,367	7,144,430	321	341	1,175,407	764,542	150,110,434	5.18
1/2/2021	127,122,270	2247 (\$5,N) - 12/28/2020	2,583,639	7	7.25	774,071	5,485,652	481,315	1,038,683	1,176,302	225	375	10,216,620	376	401	1,647,161	41,229	2,358,450	375,856	9,876,536	363	384	1,617,112	855,788	165,650,683	5.71
1/9/2021	133,494,933	2277 (\$1,N); 2279 (\$3,N); 2280 (\$5,N); 2281 (\$10,N); 2282 (\$20,N) - 1/04/2021	2,918,217	7.5	7.75	873,506	5,481,586	475,963	1,094,279	1,075,466	200	225	19,023,274	447	520	2,969,319	74,370	2,373,592	386,321	17,154,894	410	470	2,680,653	903,422	190,979,794	6.59
1/16/2021	127,542,833	0	3,012,953	5	5.25	905,675	5,214,347	457,406	1,116,010	1,542,821	375	550	34,387,900	625	750	5,143,201	156,366	2,221,170	354,094	28,049,666	550	640	4,270,703	956,432	215,331,576	7.43
1/23/2021	130,328,004	2225 (\$2,N); 2248 (\$10,N); 2337 (\$50,N) - 1/18/2021	2,854,635	5.5	5	859,729	5,248,587	455,430	1,116,633	1,430,855	775	200	50,219,864	865	1,000	7,672,170	175,485	2,213,956	349,317	20,614,057	730	20	3,237,588	1,056,236	227,832,546	7.86
1/30/2021	130,076,595	0	2,267,923	5.25	5.5	677,097	5,414,881	465,808	1,098,548	1,224,844	225	400	4,368,506	20	25	810,915	18,492	2,267,693	363,862	3,949,134	20	30	743,690	1,021,126	154,769,113	5.34

