



WEEKLY SALES SUMMARY

Unaudited

Week Ending: 6/12/2021

**Texas Lottery Commission
Fiscal Year to Date Sales Comparison
Unaudited**

Through the Week Ending: 6/12/2021 (41 weeks)

Sales by Game	FY 2019 *	FY 2020 **	FY 2021	\$ Change		% Change	
				FY 2021 to FY 2019	FY 2021 to FY 2020	FY 2021 to FY 2019	FY 2021 to FY 2020
Scratch Tickets	\$ 3,873,473,734	\$ 4,248,196,058	\$ 5,181,953,743	\$ 1,308,480,009	\$ 933,757,685	33.8%	22.0%
Lotto Texas	84,569,045	83,971,090	104,912,463	20,343,418	20,941,373	24.1%	24.9%
Lotto Extra	20,821,225	22,399,517	30,894,937	10,073,712	8,495,420	48.4%	37.9%
Pick 3	197,407,578	198,439,662	223,368,647	25,961,069	24,928,985	13.2%	12.6%
Pick 3 Sum It Up	3,278,564	-	-	-3,278,564	-	-100.0%	-
Pick 3 Fireball	3,359,329	15,210,264	19,776,687	16,417,358	4,566,423	488.7%	30.0%
Cash Five	36,909,352	35,835,636	40,399,292	3,489,940	4,563,656	9.5%	12.7%
Texas Two Step	47,796,549	47,219,738	52,298,663	4,502,114	5,078,926	9.4%	10.8%
Mega Millions	318,324,759	163,784,572	277,513,398	-40,811,361	113,728,826	-12.8%	69.4%
Megaplier	46,566,240	27,725,414	46,761,747	195,507	19,036,333	0.4%	68.7%
MM Just the Jackpot	1,410,137	656,946	1,125,699	-284,438	468,753	-20.2%	71.4%
Daily 4	88,766,502	89,059,253	95,698,779	6,932,277	6,639,526	7.8%	7.5%
Daily 4 Sum It Up	4,072,164	-	-	-4,072,164	-	-100.0%	-
Daily 4 Fireball	2,319,236	12,520,933	15,654,370	13,335,134	3,133,437	575.0%	25.0%
Powerball	257,635,777	147,302,610	227,577,243	-30,058,534	80,274,633	-11.7%	54.5%
Power Play	39,679,187	25,397,892	39,495,812	-183,375	14,097,920	-0.5%	55.5%
All or Nothing	24,852,457	27,853,119	34,436,807	9,584,350	6,583,688	38.6%	23.6%
Total	\$ 5,051,241,833	\$ 5,145,572,703	\$ 6,391,868,285	\$ 1,340,626,453	\$ 1,246,295,582	26.5%	24.2%

* 3 extra days

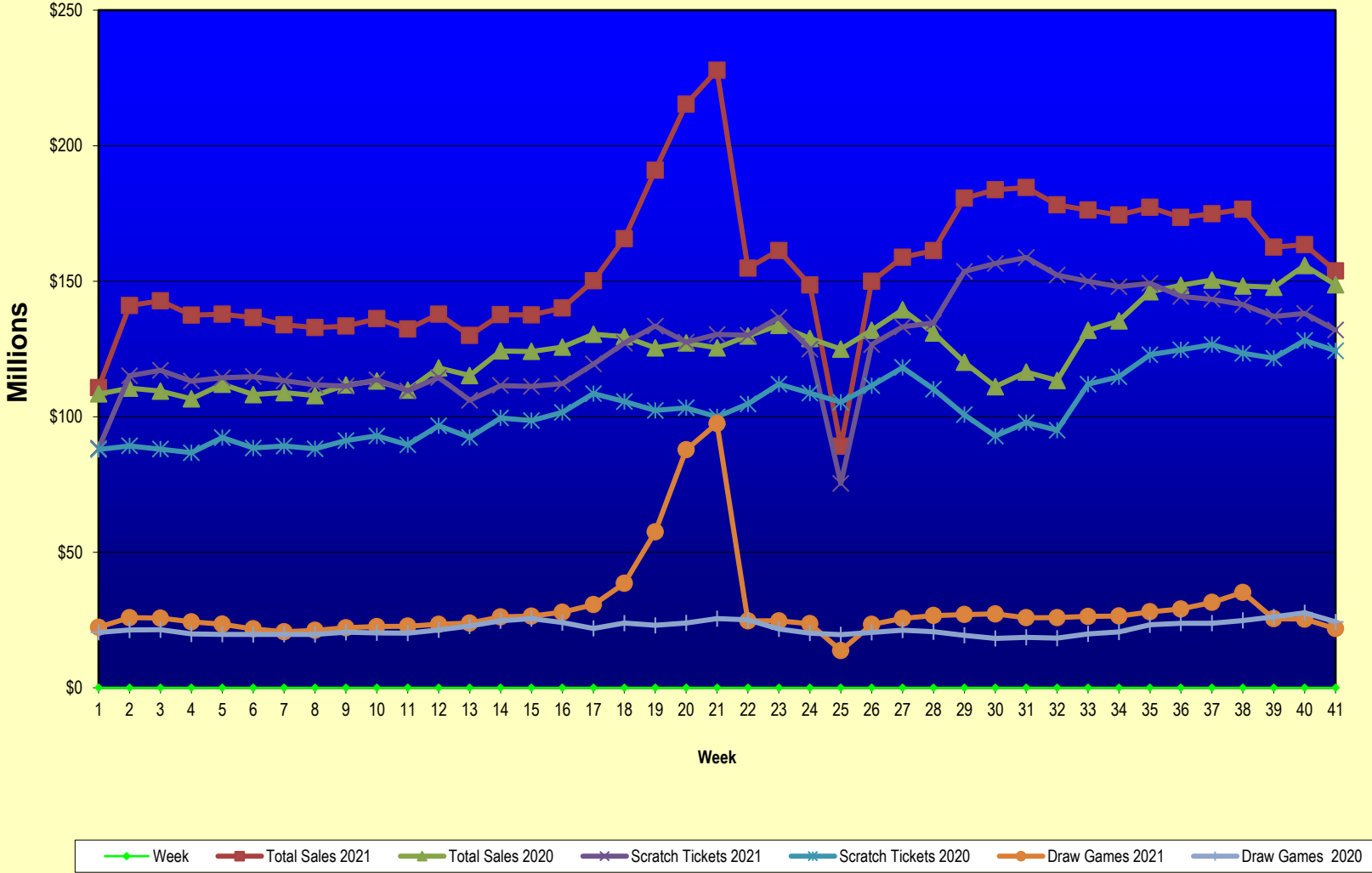
** 2 extra days

Texas Lottery Commission
Fiscal Year Over Year Change in Sales
 Unaudited
 FY 2021 Compared to FY 2020

			SCRATCH TICKETS				DRAW GAMES				TOTAL SALES			
Week	FY 2021 Week Ending		FY 2021	FY 2020	Difference	% change - Cumulative Sales	FY 2021	FY 2020	Difference	% change - Cumulative Sales	FY 2021	FY 2020	Difference	% change - Cumulative Sales
43	6/26/2021			\$120,777,685				\$21,274,287				\$142,051,972		
44	7/3/2021			\$121,140,896				\$22,407,902				\$143,548,798		
45	7/10/2021			\$114,591,206				\$22,821,511				\$137,412,717		
46	7/17/2021			\$114,444,652				\$23,021,475				\$137,466,127		
47	7/24/2021			\$113,701,030				\$23,085,273				\$136,786,303		
48	7/31/2021			\$115,767,821				\$22,752,584				\$138,520,405		
49	8/7/2021			\$117,301,276				\$23,791,977				\$141,093,253		
50	8/14/2021			\$111,123,756				\$22,904,623				\$134,028,379		
51	8/21/2021			\$112,919,496				\$21,669,592				\$134,589,088		
52	8/28/2021			\$113,122,453				\$22,007,271				\$135,129,724		
	8/31/2021**			\$30,859,274				\$3,863,234				\$34,722,508		
Total thru Current Week			\$5,181,953,743	\$4,248,196,058	\$933,757,685	22.0%	\$1,209,914,542	\$897,376,645	\$312,537,897	34.8%	\$6,391,868,285	\$5,145,572,703	\$1,246,295,582	24.2%
Fiscal Year Total			\$5,181,953,743	\$5,555,813,386			\$1,209,914,542	\$1,148,214,397			\$6,391,868,285	\$6,704,027,783		

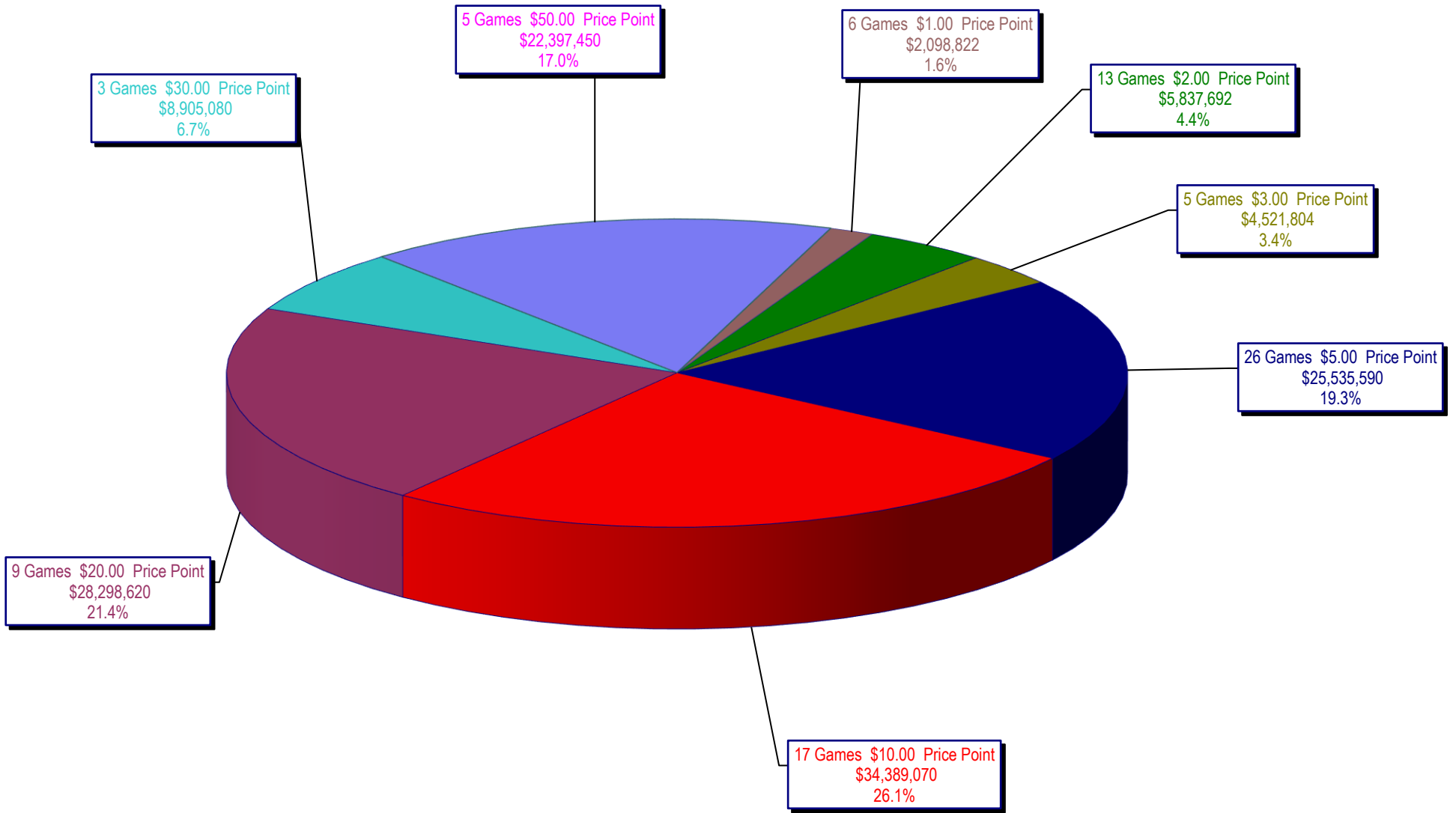
* FY 21 includes 5 days
 ** FY 20 includes 2 days
 ** FY 21 includes 3 days

Texas Lottery Commission Fiscal Year Over Year Change in Sales

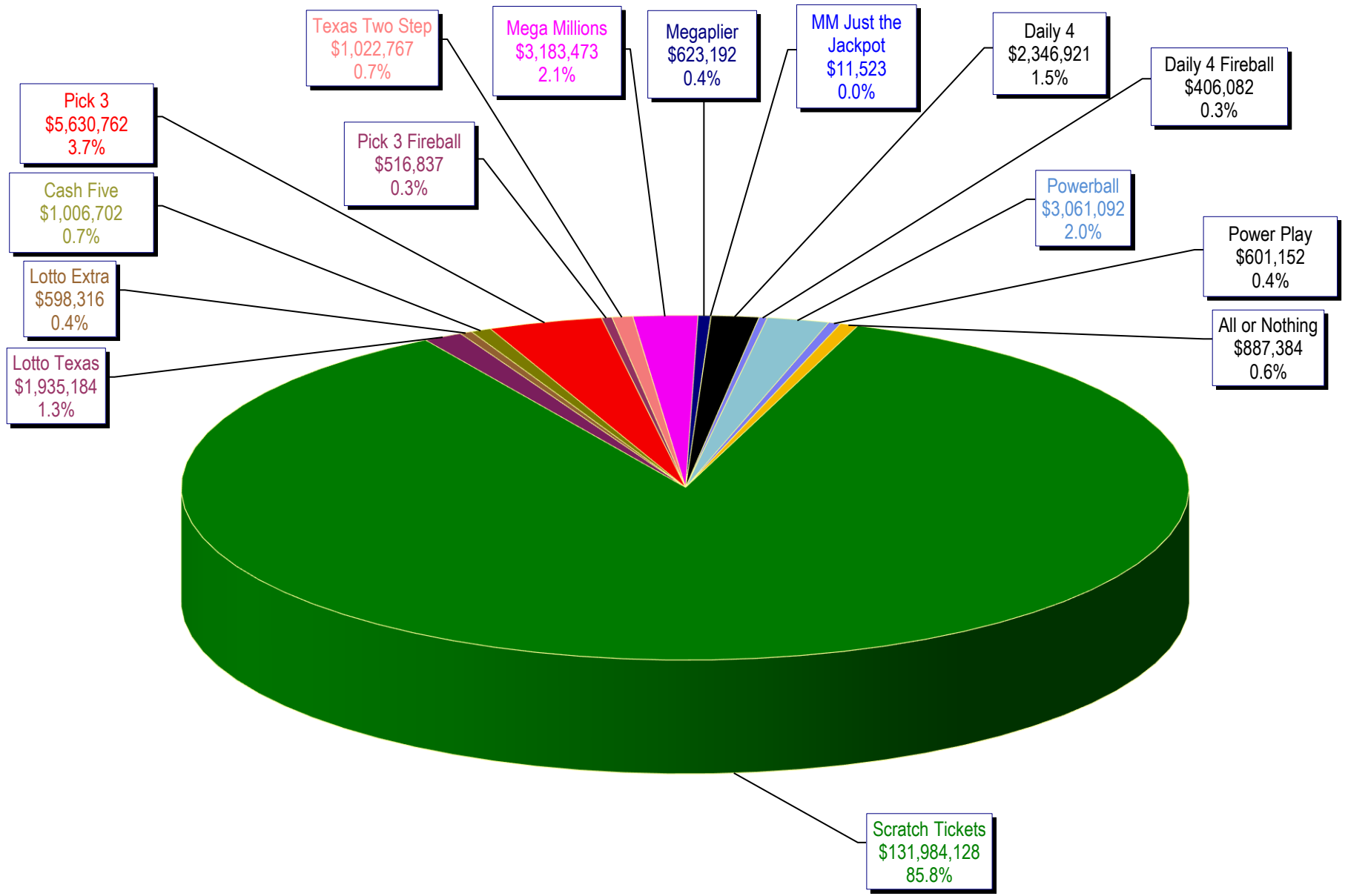


Note: Report is prepared on a Fiscal Year basis.

Texas Lottery Commission
Scratch Ticket Sales
For the Week Ending 6/12/2021
(Unaudited)



Texas Lottery Commission
All Game Sales
For the Week Ending 6/12/2021
(Unaudited)



Texas Lottery Commission - Weekly Sales Summary for FY 2021 (Unaudited)

Week Ended	Scratch Tickets	New Games & Dates	Lotto Texas	Jackpot		Lotto Extra	Pick 3	Pick 3 Fireball	Cash Five	Texas Two Step	Jackpot		Mega Millions	Jackpot		Megaplier	MM Just the Jackpot	Daily 4	Daily 4 Fireball	Powerball	Jackpot		Power Play	All or Nothing	Total	Per Cap.	
				W	S						M	TH		T	F						W	S					
2/6/2021	136,640,103	2286 (\$5,N); 2320 (\$10,N); 2287 (\$20,N) - 2/01/2021	2,252,119	5.75	6	673,758	5,677,801	514,876	1,071,864	1,090,903	200	225	4,388,106	42	54	827,049	18,894	2,375,733	386,945	3,706,518	20	30	714,026	994,620	161,333,314	5.56	
2/13/2021	124,939,795	2332 (\$5,N) - 2/08/2021	2,108,169	6.25	5	636,326	5,265,638	465,699	1,038,219	1,111,007	375	200	4,321,272	68	82	801,838	17,778	2,204,451	359,555	3,696,324	42	56	700,621	910,038	148,576,729	5.12	
2/20/2021	75,402,427	2283 (\$2,N); 2205 (\$5,N); 2284 (\$10,N) - 2/15/2021	1,346,012	5.25	5.5	420,851	3,001,271	263,647	615,676	555,491	225	350	2,153,178	96	20	418,638	8,724	1,320,841	211,672	2,445,944	66	78	471,947	449,632	89,085,950	3.07	
2/27/2021	126,573,041	2239 (\$2,N); 2234 (\$3,N) - 2/22/2021	2,036,028	5.75	6	622,806	5,346,441	460,592	1,002,687	1,469,957	375	575	3,257,734	22	30	642,660	12,831	2,332,579	375,784	4,171,404	90	106	785,207	873,145	149,962,896	5.17	
3/6/2021	133,200,697	2290 (\$1,N); 2291 (\$5,N); 2292 (\$10,N) - 3/01/2021	2,074,631	6.25	6.5	632,662	5,924,143	518,235	1,017,325	2,263,195	800	1,050	3,382,037	43	55	662,804	13,428	2,590,704	427,627	4,417,704	123	138	819,532	883,848	158,828,572	5.48	
3/13/2021	134,601,912	0	2,075,174	6.75	7	633,309	5,917,137	539,803	1,017,496	3,000,248	1,350	1,725	3,469,703	68	79	670,861	14,160	2,583,956	433,696	4,581,460	155	169	841,297	872,306	161,252,516	5.56	
3/20/2021	153,635,044	2299 (\$2,N); 2334 (\$5,N); 2258 (\$10,N); 2338 (\$50,N) - 3/15/2021	2,135,813	7.25	7.5	660,574	6,077,492	585,590	1,041,571	1,941,969	2,150	200	3,822,961	93	105	729,704	14,823	2,732,965	510,488	4,922,390	184	200	899,653	938,876	180,649,913	6.23	
3/27/2021	156,511,371	0	2,158,790	7.75	8	668,601	6,202,350	591,728	1,036,421	1,331,113	225	400	4,126,798	122	137	775,640	15,846	2,688,102	477,521	5,266,366	220	238	950,395	949,044	183,750,085	6.34	
4/3/2021	158,758,180	0	2,189,814	8.25	8.5	670,896	6,394,143	644,358	1,045,649	1,317,961	575	200	4,579,660	152	168	842,327	17,382	2,766,699	494,983	3,253,172	20	32	641,041	959,028	184,575,293	6.37	
4/10/2021	152,261,121	2289 (\$5,N); 2346 (\$10,N); 2293 (\$30,N) - 4/05/2021	2,157,080	8.75	9.25	658,112	6,243,680	606,098	1,054,949	1,304,677	225	400	4,931,646	184	201	886,737	18,336	2,685,122	473,569	3,267,156	43	55	641,973	966,950	178,157,205	6.14	
4/17/2021	149,946,632	0	2,203,157	10	10.5	672,266	6,222,916	592,988	1,037,151	1,274,409	600	200	5,333,250	220	240	947,537	19,548	2,559,358	438,820	3,398,487	67	79	663,434	967,176	176,277,128	6.08	
4/24/2021	147,956,805	2339 (\$2,N); 2300 (\$5,N); 2347 (\$10,N); 2312 (\$50,N) - 4/19/2021	2,227,202	11	11.75	676,685	6,003,591	560,628	1,028,549	1,027,303	225	200	5,680,346	257	277	1,000,758	21,729	2,490,330	419,546	3,664,374	90	104	700,994	960,458	174,419,298	6.02	
5/1/2021	149,268,466	0	2,286,599	12.25	13	699,032	6,086,001	568,149	1,015,344	1,003,897	225	200	6,389,460	297	319	1,122,213	22,224	2,574,317	442,499	4,049,504	116	129	764,690	979,366	177,271,760	6.11	
5/8/2021	144,423,251	2301 (\$1,N); 2302 (\$5,N); 2303 (\$10,N); 2304 (\$20,N) - 5/03/2021	2,340,164	13.5	14.25	714,853	6,066,334	548,914	1,027,789	1,030,801	200	225	7,113,698	345	370	1,232,434	24,564	2,520,031	427,800	4,293,502	142	157	800,989	913,460	173,478,583	5.98	
5/15/2021	143,355,893	0	2,398,544	14.75	15.5	731,014	5,881,430	533,006	1,026,802	1,472,509	375	550	8,580,376	402	430	1,465,568	71,211	2,466,583	419,042	4,706,168	168	183	869,389	874,462	174,851,996	6.03	
5/22/2021	141,392,410	2288 (\$2,N) - 5/17/2021	2,489,921	16.25	17	756,818	5,769,455	538,793	1,024,182	2,025,447	775	1,025	10,688,994	475	515	1,767,642	36,819	2,399,617	414,883	5,409,520	201	218	977,082	874,154	176,565,736	6.09	
5/29/2021	137,051,585	0	2,455,928	17.5	18.25	744,682	5,774,712	553,301	1,006,847	1,024,364	200	225	3,241,318	20	22	632,087	12,066	2,430,202	431,101	5,301,840	236	253	958,846	911,438	162,530,316	5.61	
6/5/2021	138,140,582	0	2,216,483	18.75	5	680,796	5,655,231	531,451	1,018,649	1,069,454	375	200	3,240,578	34	45	635,156	12,684	2,390,842	421,515	5,577,854	268	286	1,002,438	876,966	163,470,678	5.64	
6/12/2021	131,984,128	2273 (\$5,N); 2309 (\$10,N); 2203 (\$20,N) - 6/07/2021	1,935,184	5	5.25	598,316	5,630,762	516,837	1,006,702	1,022,767	200	225	3,183,473	56	20	623,192	11,523	2,346,921	406,082	3,061,092	20	31	601,152	887,384	153,815,514	5.30	
weekly change	-4.5%		-12.7%			-12.1%	-0.4%	-2.7%	-1.2%	-4.4%			-1.8%			-1.9%	-9.2%	-1.8%	-3.7%	-45.1%			-40.0%	1.2%	-5.9%		
	SALES		SALES			SALES	SALES	SALES	SALES	SALES			SALES	SALES	SALES	SALES	SALES	SALES	SALES	SALES	SALES	SALES	SALES	SALES	SALES	% of Sales	
Calendar Year to date 2020	3,196,288,768		53,234,570			16,198,261	132,341,067	12,151,520	23,904,757	31,728,384			203,753,726			33,920,493	825,204	56,319,848	9,553,498	153,189,640			26,449,238	21,257,899	3,971,116,873	100.0%	
Fiscal Year to date 2021	5,181,953,743		104,912,463			30,894,937	223,368,647	19,776,687	40,399,292	52,298,663			277,513,398			46,761,747	1,125,699	95,698,779	15,654,370	227,577,243			39,495,812	34,436,807	6,391,868,285	100.0%	
*Full week includes 2 days from FY20																											