



WEEKLY SALES SUMMARY

Unaudited

Week Ending: 7/06/2024

Texas Lottery Commission
Fiscal Year to Date Sales Comparison
Unaudited

Through the Week Ending: 7/06/2024 (45 weeks)

Sales by Game	FY 2022*	FY 2023**	FY 2024	\$ Change		% Change	
				FY 2024 to FY 2022	FY 2024 to FY 2023 to	FY 2024 to FY 2022	FY 2024 to FY 2023 to
Scratch Tickets	\$ 5,773,848,268	\$ 5,790,916,861	\$ 5,678,394,968	\$ -95,453,300	\$ -112,521,893	-1.7%	-1.9%
Lotto Texas	105,289,570	169,102,086	118,489,763	13,200,193	-50,612,323	12.5%	-29.9%
Lotto Extra	33,452,866	44,939,625	41,996,552	8,543,686	-2,943,073	25.5%	-6.5%
Pick 3	234,408,133	228,317,622	227,544,115	-6,864,018	-773,507	-2.9%	-0.3%
Pick 3 Fireball	22,366,276	23,343,843	25,036,372	2,670,096	1,692,529	11.9%	7.3%
Cash Five	42,698,540	43,356,891	43,955,127	1,256,587	598,236	2.9%	1.4%
Texas Two Step	53,595,784	54,412,779	53,916,074	320,290	-496,705	0.6%	-0.9%
Mega Millions	186,384,379	309,578,870	259,401,629	73,017,250	-50,177,241	39.2%	-16.2%
Megaplier	34,191,653	57,387,147	51,627,826	17,436,173	-5,759,321	51.0%	-10.0%
MM Just the Jackpot	751,548	1,049,094	787,739	36,191	-261,355	4.8%	-24.9%
Daily 4	105,349,252	105,793,469	109,080,930	3,731,678	3,287,461	3.5%	3.1%
Daily 4 Fireball	20,167,321	20,716,818	23,030,348	2,863,027	2,313,530	14.2%	11.2%
Powerball	305,481,496	418,770,142	432,658,555	127,177,059	13,888,413	41.6%	3.3%
Power Play	55,073,459	78,012,574	84,799,375	29,725,916	6,786,801	54.0%	8.7%
All or Nothing	38,200,186	43,302,494	45,569,618	7,369,432	2,267,124	19.3%	5.2%
Total	\$ 7,011,258,730	\$ 7,389,000,314	\$ 7,196,288,989	\$ 185,030,259	\$ -192,711,325	2.6%	-2.6%

* 2 extra days

**1 extra day

Texas Lottery Commission
Fiscal Year Over Year Change in Sales
Unaudited
FY 2024 Compared to FY 2023

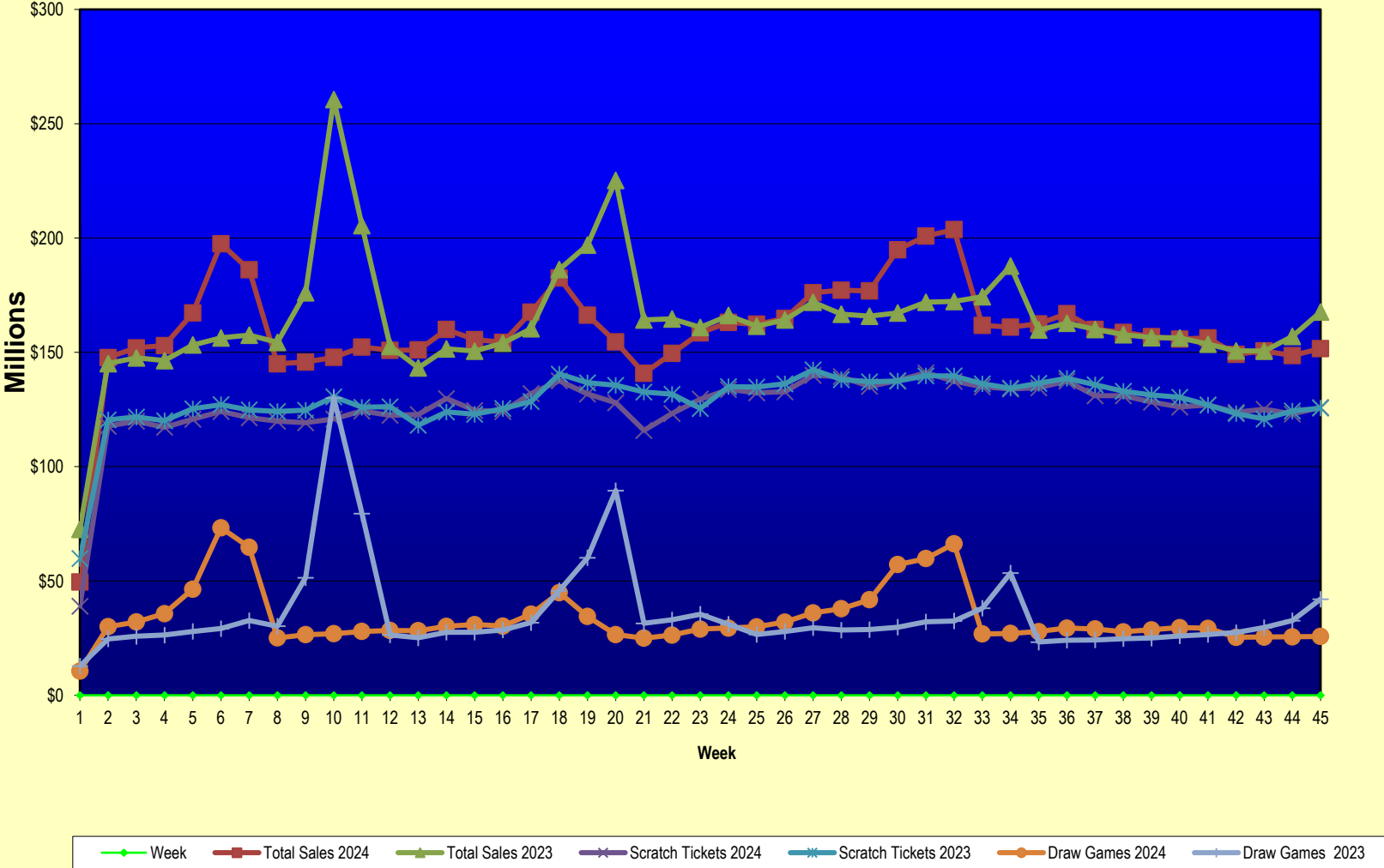
		SCRATCH TICKETS				DRAW GAMES				TOTAL SALES			
FY 2024		FY 2024	FY 2023	Difference	% change - Cumulative Sales	FY 2024	FY 2023	Difference	% change - Cumulative Sales	FY 2024	FY 2023	Difference	% change - Cumulative Sales
Week	Week Ending												
1	9/2/2023*	\$38,978,519	\$59,864,056	(\$20,885,537)	-34.9%	\$10,637,832	\$12,762,710	(\$2,124,879)	-16.6%	\$49,616,351	\$72,626,766	(\$23,010,416)	-31.7%
2	9/9/2023	\$117,746,228	\$120,501,630	(\$2,755,402)	-2.3%	\$30,027,540	\$24,647,158	\$5,380,382	21.8%	\$147,773,768	\$145,148,788	\$2,624,980	1.8%
3	9/16/2023	\$119,921,752	\$121,755,487	(\$1,833,735)	-1.5%	\$32,110,344	\$25,823,942	\$6,286,402	24.3%	\$152,032,096	\$147,579,429	\$4,452,667	3.0%
4	9/23/2023	\$117,226,710	\$120,099,401	(\$2,872,691)	-2.4%	\$35,718,110	\$26,359,797	\$9,358,314	35.5%	\$152,944,820	\$146,459,198	\$6,485,623	4.4%
5	9/30/2023	\$120,793,331	\$125,323,123	(\$4,529,792)	-3.6%	\$46,419,217	\$27,923,098	\$18,496,119	66.2%	\$167,212,548	\$153,246,221	\$13,966,327	9.1%
6	10/7/2023	\$124,167,291	\$127,162,182	(\$2,994,891)	-2.4%	\$73,290,479	\$29,192,379	\$44,098,100	151.1%	\$197,457,770	\$156,354,561	\$41,103,209	26.3%
7	10/14/2023	\$121,390,056	\$124,858,888	(\$3,468,832)	-2.8%	\$64,809,497	\$32,714,985	\$32,094,513	98.1%	\$186,199,553	\$157,573,873	\$28,625,681	18.2%
8	10/21/2023	\$119,876,918	\$124,123,288	(\$4,246,370)	-3.4%	\$25,121,369	\$30,228,913	(\$5,107,544)	-16.9%	\$144,998,287	\$154,352,201	(\$9,353,914)	-6.1%
9	10/28/2023	\$119,251,289	\$124,664,414	(\$5,413,125)	-4.3%	\$26,497,085	\$51,451,925	(\$24,954,840)	-48.5%	\$145,748,374	\$176,116,339	(\$30,367,965)	-17.2%
10	11/4/2023	\$120,899,631	\$130,564,295	(\$9,664,664)	-7.4%	\$26,966,850	\$130,071,730	(\$103,104,880)	-79.3%	\$147,866,481	\$260,636,025	(\$112,769,544)	-43.3%
11	11/11/2023	\$124,357,490	\$125,975,136	(\$1,617,646)	-1.3%	\$27,951,994	\$79,522,011	(\$51,570,017)	-64.8%	\$152,309,484	\$205,497,147	(\$53,187,663)	-25.9%
12	11/18/2023	\$122,472,423	\$126,256,926	(\$3,784,503)	-3.0%	\$28,397,507	\$26,419,204	\$1,978,303	7.5%	\$150,869,930	\$152,676,130	(\$1,806,201)	-1.2%
13	11/25/2023	\$122,802,742	\$118,113,088	\$4,689,654	4.0%	\$28,252,450	\$25,156,447	\$3,096,003	12.3%	\$151,055,192	\$143,269,535	\$7,785,657	5.4%
14	12/2/2023	\$129,836,541	\$123,893,014	\$5,943,527	4.8%	\$30,176,458	\$27,636,806	\$2,539,653	9.2%	\$160,012,999	\$151,529,820	\$8,483,180	5.6%
15	12/9/2023	\$124,603,445	\$122,961,661	\$1,641,784	1.3%	\$30,970,299	\$27,612,493	\$3,357,806	12.2%	\$155,573,744	\$150,574,154	\$4,999,590	3.3%
16	12/16/2023	\$124,125,352	\$125,411,864	(\$1,286,512)	-1.0%	\$30,309,108	\$28,618,652	\$1,690,456	5.9%	\$154,434,460	\$154,030,516	\$403,944	0.3%
17	12/23/2023	\$132,017,161	\$128,542,216	\$3,474,945	2.7%	\$35,542,727	\$31,843,485	\$3,699,242	11.6%	\$167,559,888	\$160,385,701	\$7,174,187	4.5%
18	12/30/2023	\$137,579,889	\$140,490,134	(\$2,910,245)	-2.1%	\$44,917,574	\$45,788,139	(\$870,565)	-1.9%	\$182,497,463	\$186,278,273	(\$3,780,810)	-2.0%
19	1/6/2024	\$131,759,760	\$136,749,859	(\$4,990,099)	-3.6%	\$34,501,857	\$60,156,630	(\$25,654,773)	-42.6%	\$166,261,617	\$196,906,489	(\$30,644,872)	-15.6%
20	1/13/2024	\$127,983,080	\$135,623,611	(\$7,640,531)	-5.6%	\$26,580,291	\$89,577,192	(\$62,996,901)	-70.3%	\$154,563,371	\$225,200,803	(\$70,637,432)	-31.4%
21	1/20/2024	\$115,886,326	\$132,683,417	(\$16,797,091)	-12.7%	\$24,986,950	\$31,496,601	(\$6,509,651)	-20.7%	\$140,873,276	\$164,180,018	(\$23,306,742)	-14.2%
22	1/27/2024	\$123,239,175	\$131,666,658	(\$8,427,483)	-6.4%	\$26,358,979	\$33,010,505	(\$6,651,526)	-20.1%	\$149,598,154	\$164,677,163	(\$15,079,009)	-9.2%
23	2/3/2024	\$129,552,953	\$125,434,757	\$4,118,196	3.3%	\$28,985,243	\$35,485,741	(\$6,500,499)	-18.3%	\$158,538,196	\$160,920,498	(\$2,382,303)	-1.5%
24	2/10/2024	\$133,732,466	\$135,016,081	(\$1,283,615)	-1.0%	\$29,421,493	\$31,105,415	(\$1,683,922)	-5.4%	\$163,153,959	\$166,121,496	(\$2,967,537)	-1.8%
25	2/17/2024	\$132,311,579	\$134,818,743	(\$2,507,164)	-1.9%	\$29,986,701	\$26,655,983	\$3,330,718	12.5%	\$162,298,280	\$161,474,726	\$823,554	0.5%
26	2/24/2024	\$132,789,940	\$136,252,327	(\$3,462,387)	-2.5%	\$32,053,481	\$27,961,344	\$4,092,138	14.6%	\$164,843,421	\$164,213,671	\$629,751	0.4%
27	3/2/2024	\$140,014,976	\$142,406,081	(\$2,391,105)	-1.7%	\$36,048,898	\$29,593,236	\$6,455,662	21.8%	\$176,063,874	\$171,999,317	\$4,064,557	2.4%
28	3/9/2024	\$139,381,071	\$138,137,807	\$1,243,264	0.9%	\$37,865,362	\$28,554,021	\$9,311,342	32.6%	\$177,246,433	\$166,691,828	\$10,554,606	6.3%
29	3/16/2024	\$135,122,488	\$137,152,270	(\$2,029,782)	-1.5%	\$41,791,634	\$28,741,934	\$13,049,700	45.4%	\$176,914,122	\$165,894,204	\$11,019,918	6.6%
30	3/23/2024	\$137,726,063	\$137,487,217	\$238,846	0.2%	\$57,194,799	\$29,782,813	\$27,411,986	92.0%	\$194,920,862	\$167,270,030	\$27,650,832	16.5%
31	3/30/2024	\$141,104,504	\$139,775,264	\$1,329,240	1.0%	\$59,818,632	\$32,144,744	\$27,673,888	86.1%	\$200,923,136	\$171,920,008	\$29,003,128	16.9%
32	4/6/2024	\$137,394,802	\$139,715,002	(\$2,320,200)	-1.7%	\$66,283,915	\$32,524,745	\$33,759,170	103.8%	\$203,678,717	\$172,239,747	\$31,438,970	18.3%
33	4/13/2024	\$134,916,822	\$136,238,448	(\$1,321,626)	-1.0%	\$26,874,892	\$38,094,234	(\$11,219,342)	-29.5%	\$161,791,714	\$174,332,682	(\$12,540,968)	-7.2%
34	4/20/2024	\$133,976,232	\$134,368,184	(\$391,952)	-0.3%	\$27,066,736	\$53,465,618	(\$26,398,883)	-49.4%	\$161,042,968	\$187,833,802	(\$26,790,835)	-14.3%
35	4/27/2024	\$134,565,327	\$136,494,447	(\$1,929,120)	-1.4%	\$27,901,309	\$23,302,074	\$4,599,236	19.7%	\$162,466,636	\$159,796,521	\$2,670,116	1.7%
36	5/4/2024	\$137,482,260	\$138,630,301	(\$1,148,041)	-0.8%	\$29,412,500	\$24,144,165	\$5,268,335	21.8%	\$166,894,760	\$162,774,466	\$4,120,294	2.5%
37	5/11/2024	\$131,053,687	\$135,810,888	(\$4,757,201)	-3.5%	\$29,057,528	\$24,252,558	\$4,804,970	19.8%	\$160,111,215	\$160,063,446	\$47,769	0.0%
38	5/18/2024	\$131,034,564	\$132,970,513	(\$1,935,949)	-1.5%	\$27,768,764	\$24,785,120	\$2,983,644	12.0%	\$158,803,328	\$157,755,633	\$1,047,695	0.7%
39	5/25/2024	\$128,284,725	\$131,404,006	(\$3,119,281)	-2.4%	\$28,642,753	\$25,026,866	\$3,615,887	14.4%	\$156,927,478	\$156,430,872	\$496,606	0.3%
40	6/1/2024	\$126,138,448	\$130,371,617	(\$4,233,169)	-3.2%	\$29,657,921	\$25,992,060	\$3,665,861	14.1%	\$155,796,369	\$156,363,677	(\$567,308)	-0.4%
41	6/8/2024	\$126,987,877	\$127,029,947	(\$42,070)	0.0%	\$29,332,010	\$26,617,863	\$2,714,147	10.2%	\$156,319,887	\$153,647,810	\$2,672,077	1.7%
42	6/15/2024	\$123,804,834	\$123,222,493	\$582,341	0.5%	\$25,353,870	\$27,430,253	(\$2,076,383)	-7.6%	\$149,158,704	\$150,652,746	(\$1,494,042)	-1.0%

Texas Lottery Commission
Fiscal Year Over Year Change in Sales
 Unaudited
 FY 2024 Compared to FY 2023

			SCRATCH TICKETS				DRAW GAMES				TOTAL SALES			
FY 2024			FY 2024	FY 2023	Difference	% change - Cumulative Sales	FY 2024	FY 2023	Difference	% change - Cumulative Sales	FY 2024	FY 2023	Difference	% change - Cumulative Sales
Week	Week Ending													
43	6/22/2024		\$125,135,883	\$120,916,477	\$4,219,406	3.5%	\$25,488,767	\$29,623,767	(\$4,135,001)	-14.0%	\$150,624,650	\$150,540,244	\$84,406	0.1%
44	6/29/2024		\$123,029,523	\$124,353,242	(\$1,323,719)	-1.1%	\$25,603,583	\$32,695,830	(\$7,092,247)	-21.7%	\$148,633,106	\$157,049,072	(\$8,415,966)	-5.4%
45	7/6/2024		\$125,938,835	\$125,626,401	\$312,434	0.2%	\$25,738,723	\$42,088,277	(\$16,349,554)	-38.8%	\$151,677,558	\$167,714,678	(\$16,037,120)	-9.6%
46	7/13/2024			\$124,153,252				\$62,805,046				\$186,958,298		
47	7/20/2024			\$125,448,615				\$78,906,399				\$204,355,014		
48	7/27/2024			\$125,446,091				\$49,317,844				\$174,763,935		
49	8/3/2024			\$124,237,124				\$74,806,538				\$199,043,662		
50	8/10/2024			\$119,776,199				\$57,508,648				\$177,284,847		
51	8/17/2024			\$119,072,163				\$27,982,437				\$147,054,600		
52	8/24/2024			\$117,986,952				\$27,968,452				\$145,955,404		
	8/31/2023**			\$82,253,003				\$18,981,337				\$101,234,340		
Total thru Current Week			\$5,678,394,968	\$5,790,916,861	(\$112,521,893)	-1.9%	\$1,517,894,021	\$1,598,083,453	(\$80,189,432)	-5.0%	\$7,196,288,989	\$7,389,000,314	(\$192,711,325)	-2.6%
Fiscal Year Total			\$5,678,394,968	\$6,729,290,260			\$1,517,894,021	\$1,996,360,152			\$7,196,288,989	\$8,725,650,412		

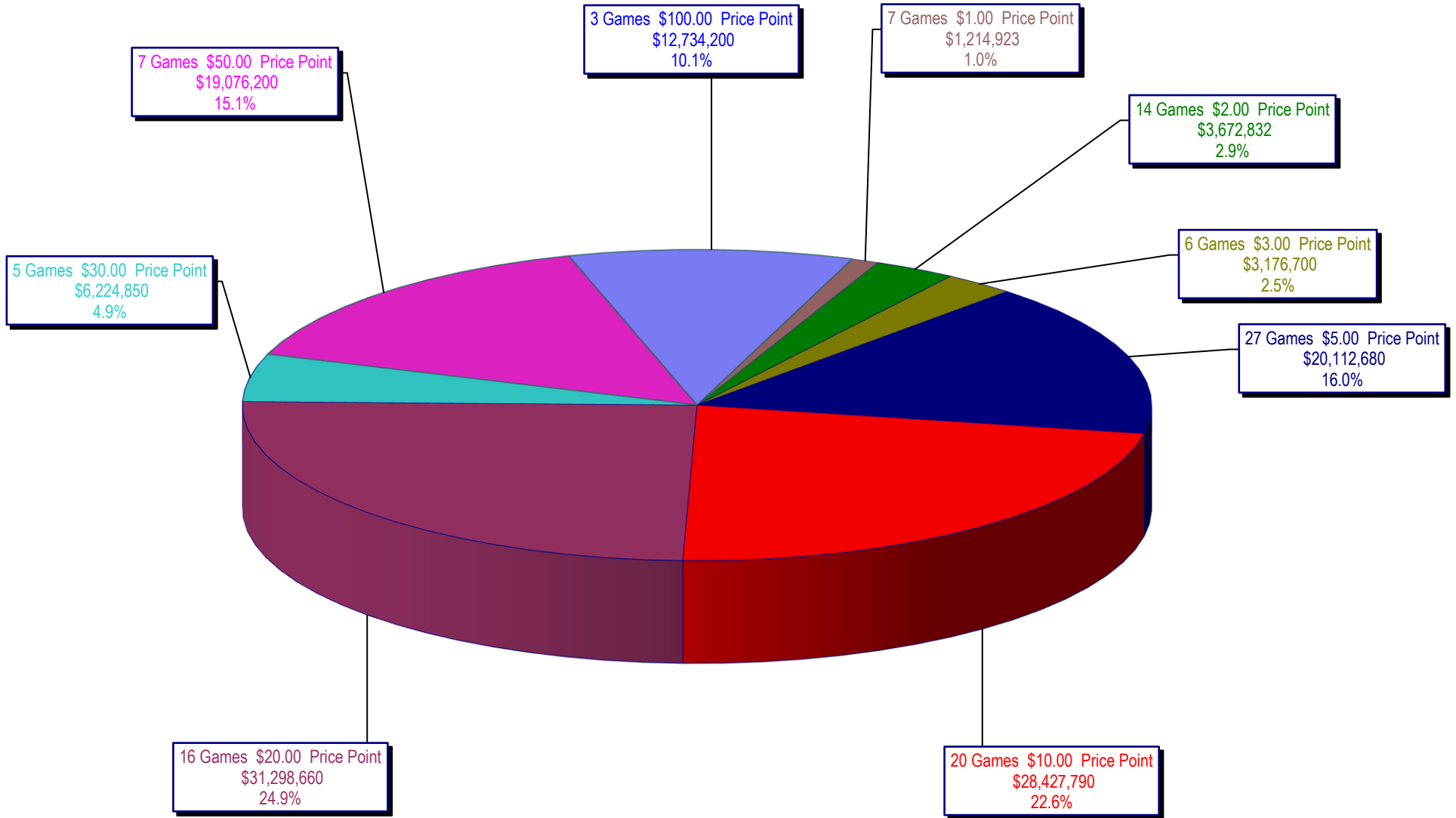
* FY 24 includes 2 days; FY 23 includes 3 days
 ** FY 24 includes 7 days; FY 23 includes 5 days

Texas Lottery Commission Fiscal Year Over Year Change in Sales

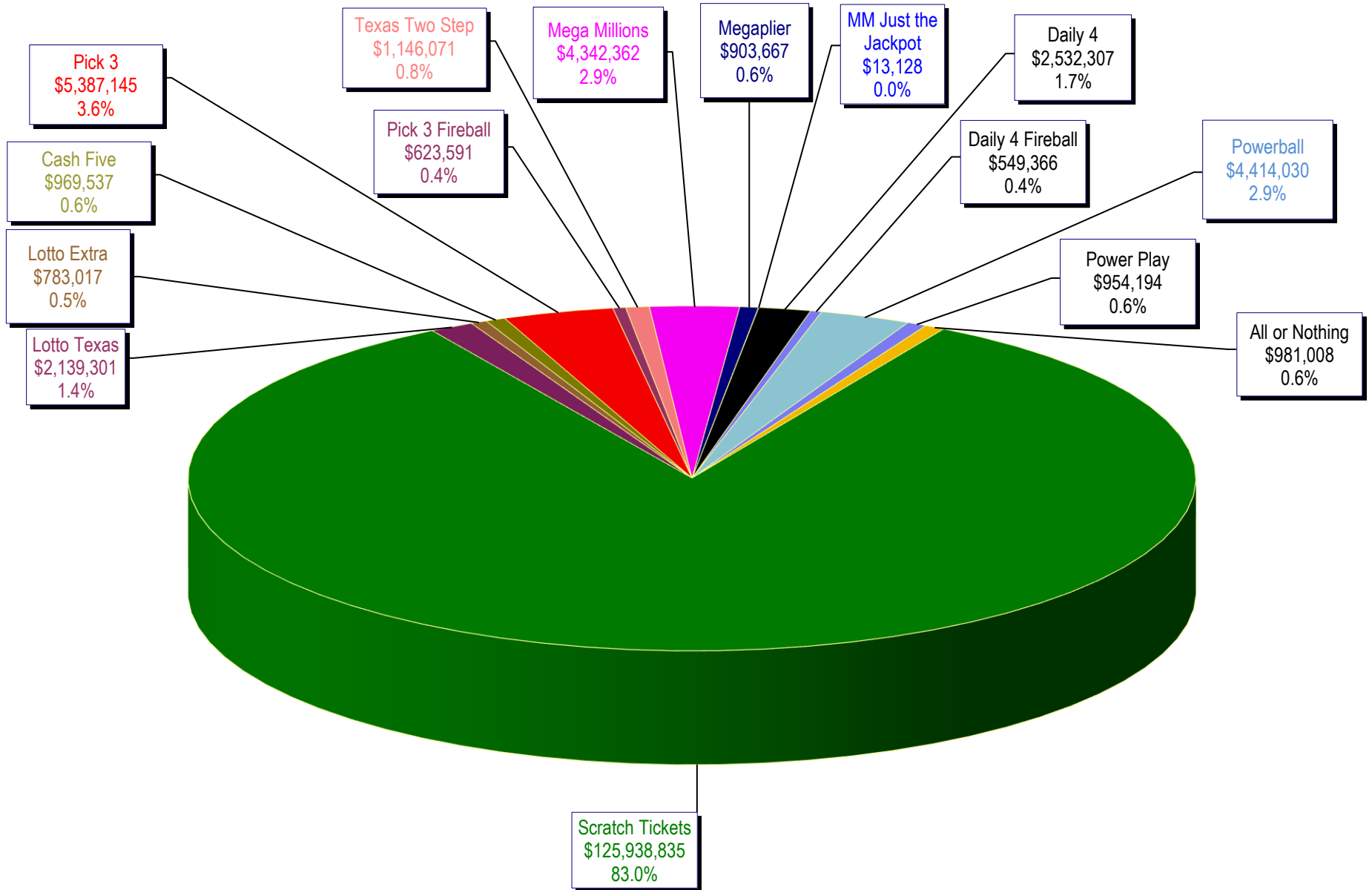


Note: Report is prepared on a Fiscal Year basis.

Texas Lottery Commission
Scratch Ticket Sales
For the Week Ending 7/06/2024
(Unaudited)



Texas Lottery Commission
All Game Sales
For the Week Ending 7/06/2024
(Unaudited)



Texas Lottery Commission - Weekly Sales Summary for FY 2024 (Unaudited)

Week Ended	Scratch Tickets	New Games & Dates	Lotto Texas	Jackpot			Lotto Extra	Pick 3	Pick 3 Fireball	Cash Five	Texas Two Step	Jackpot		Mega Millions	Jackpot		Megaplier	MM Just the Jackpot	Daily 4	Daily 4 Fireball	Powerball	Jackpot			Power Play	All or Nothing	Total	Per Cap.
				M	W	S						M	TH		T	F						M	W	S				
3/2/2024	140,014,976	0	2,698,614	14.25	14.75	15.75	973,722	5,518,043	629,067	1,034,052	1,272,861	325	500	8,632,456	563	607	1,642,782	25,509	2,677,363	576,035	7,706,666	391	412	443	1,578,159	1,083,570	176,063,874	5.86
3/9/2024	139,381,071	2504 (\$3.N); 2554 (\$5.N); 2551 (\$10.N); 2548 (\$50.N) - 3/04/2024	2,772,381	16	16.75	17.5	998,015	5,417,734	614,528	1,019,884	958,177	200	225	9,611,987	650	687	1,783,110	26,874	2,659,449	576,452	8,637,613	460	485	521	1,714,097	1,075,062	177,246,433	5.90
3/16/2024	135,122,488	0	2,312,968	5	5.25	5.5	859,011	5,164,760	590,254	1,003,076	1,418,949	350	525	11,640,310	735	815	2,208,036	32,523	2,514,355	530,594	10,409,198	532	559	600	2,062,133	1,045,468	176,914,122	5.89
3/23/2024	137,726,063	2417 (\$1.N); 2476 (\$2.N); 2559 (\$5.N) - 3/18/2024	2,601,773	5.75	6	6.25	969,714	5,179,159	587,961	1,021,481	1,288,322	725	200	19,372,634	893	977	3,618,170	49,356	2,556,517	550,422	15,319,646	645	687	750	2,955,171	1,124,474	194,920,862	6.49
3/30/2024	141,104,504	0	2,676,671	6.5	6.75	7	1,002,887	5,164,500	592,678	1,026,783	1,151,348	225	375	15,685,640	1.13	20	2,986,151	47,742	2,623,912	567,223	21,157,722	800	865	935	4,003,571	1,131,805	200,923,136	6.69
4/6/2024	137,394,802	2558 (\$5.N); 2555 (\$10.N); 2561 (\$30.N) - 4/01/2024	2,801,267	7.25	7.5	7.75	1,051,798	5,341,680	593,766	1,058,107	972,145	200	200	5,200,012	45	67	1,106,575	18,618	2,648,568	559,814	36,785,658	1	1.09	1.30	6,954,743	1,191,164	203,678,717	6.78
4/13/2024	134,916,822	0	2,430,961	8	8.75	9.25	883,841	5,062,851	555,182	1,021,600	974,317	200	225	4,777,374	97	125	1,021,390	15,156	2,499,792	516,732	4,938,102	20	31	46	1,081,091	1,096,504	161,791,714	5.39
4/20/2024	133,976,232	2539 (\$2.N); 2562 (\$5.N); 2586 (\$20.N) - 4/15/2024	2,444,301	9.75	10.5	11.25	881,424	5,056,176	546,000	1,005,109	1,296,030	350	525	4,846,650	148	178	1,014,666	13,452	2,432,668	492,311	4,894,682	63	78	98	1,072,440	1,070,828	161,042,968	5.36
4/27/2024	134,565,327	0	2,514,931	11.75	12.5	13.25	900,670	5,215,802	588,905	993,277	955,447	200	225	5,055,150	202	228	1,040,397	14,055	2,564,201	543,986	5,315,552	115	129	149	1,146,365	1,052,572	162,466,636	5.41
5/4/2024	137,482,260	0	2,569,043	13.75	14.25	15	917,713	5,474,370	625,717	1,009,623	1,414,937	325	500	5,242,968	257	284	1,069,386	14,757	2,667,783	570,268	5,592,536	164	178	203	1,192,962	1,050,438	166,894,760	5.56
5/11/2024	131,053,687	2564 (\$1.N); 2565 (\$5.N); 2566 (\$10.N); 2567 (\$20.N) - 5/06/2024	2,581,974	15.25	16	16.75	913,512	5,361,398	596,464	987,308	2,271,823	725	1,000	5,579,340	306	331	1,121,412	16,227	2,541,306	535,652	4,565,712	214	20	36	987,222	998,178	160,111,215	5.33
5/18/2024	131,034,564	0	2,606,856	17.25	17.75	18.5	912,280	5,161,273	578,056	968,107	1,517,266	1,325	200	5,834,624	363	393	1,167,336	18,183	2,469,842	513,152	4,111,989	47	59	77	898,580	1,011,220	158,803,328	5.29
5/25/2024	128,284,725	2571 (\$2.N); 2583 (\$20.N); 2518 (\$50.N) - 5/20/2024	2,812,703	19	19.75	20.5	928,166	5,223,957	588,520	958,577	947,397	200	225	6,441,720	421	453	1,275,502	18,222	2,456,104	525,912	4,505,068	88	100	120	966,574	994,332	156,927,478	5.23
6/1/2024	126,138,448	0	2,716,565	21	21.75	22.75	940,238	5,099,937	572,132	944,858	1,364,054	325	500	7,014,052	489	522	1,365,610	20,340	2,385,402	504,126	4,753,917	131	143	522	1,027,990	948,700	155,796,369	5.19
6/8/2024	126,987,877	2569 (\$5.N); 2570 (\$20.N) - 6/03/2024	2,865,875	23.25	23.75	24.25	992,763	5,216,952	578,935	974,532	2,179,617	700	1,000	5,076,962	560	20	1,017,076	15,396	2,501,614	553,231	5,263,794	171	185	206	1,120,539	974,724	156,319,887	5.21
6/15/2024	123,804,834	0	3,109,659	25	25.75	26.5	1,061,067	5,078,403	578,727	963,664	1,467,695	1,300	200	3,223,122	30	47	697,472	9,561	2,405,370	522,766	4,331,698	221	20	34	937,066	967,602	149,158,704	4.97
6/22/2024	125,135,883	2466 (\$2.N); 2572 (\$5.N); 2585 (\$5.N); 2573 (\$10.N) - 6/17/2024	3,160,392	26.75	27.75	28.5	1,066,959	5,208,716	600,493	965,549	1,189,712	225	350	3,578,088	61	80	766,882	11,778	2,520,921	548,540	4,021,210	44	56	72	882,783	966,744	150,624,650	5.02
6/29/2024	123,029,523	0	2,401,594	29	5	5.25	851,223	5,263,095	620,220	962,530	1,131,111	525	200	3,965,677	97	116	832,925	11,094	2,573,740	562,898	4,476,249	84	95	113	963,515	987,712	148,633,106	4.95
7/6/2024	125,938,835	2574 (\$5.N); 2582 (\$10.N); 2575 (\$20.N) - 7/01/2024	2,139,301	5.5	5.75	6	783,017	5,387,145	623,591	969,537	1,146,071	225	350	4,342,362	137	162	903,667	13,128	2,532,307	549,366	4,414,030	125	138	20	954,194	981,008	151,677,558	4.97
weekly change	2.4%		-10.9%				-8.0%	2.4%	0.5%	0.7%	1.3%		9.5%			8.5%	18.3%	-1.6%	-2.4%	-1.4%				-1.0%	-0.7%	2.0%		
	SALES		SALES				SALES	SALES	SALES	SALES	SALES		SALES	SALES	SALES	SALES	SALES	SALES	SALES	SALES	SALES	SALES	SALES	SALES	SALES	SALES	SALES	% of Sales
Calendar Year to date 2024	3,521,925,175		68,981,482				24,619,325	140,343,774	15,788,720	26,764,790	32,529,179		179,463,523			35,374,018	531,804	67,516,703	14,337,913	209,493,914				42,519,037	27,933,119	4,408,122,475	100.0%	
Fiscal Year to date 2024	5,678,394,968		118,489,763				41,996,552	227,544,115	25,036,372	43,955,127	53,916,074		259,401,629			51,627,826	787,739	109,080,930	23,030,348	432,658,555				84,799,375	45,569,618	7,196,288,989	100.0%	
*Full week includes 5 days from FY23																												