



WEEKLY SALES SUMMARY

Unaudited

Week Ending: 7/13/2024

Texas Lottery Commission
Fiscal Year to Date Sales Comparison
Unaudited

Through the Week Ending: 7/13/2024 (46 weeks)

Sales by Game	FY 2022*	FY 2023**	FY 2024	\$ Change		% Change	
				FY 2024 to FY 2022	FY 2024 to FY 2023 to	FY 2024 to FY 2022	FY 2024 to FY 2023 to
Scratch Tickets	\$ 5,896,957,004	\$ 5,915,070,113	\$ 5,792,052,908	\$ -104,904,096	\$ -123,017,205	-1.8%	-2.1%
Lotto Texas	107,468,927	172,121,748	120,478,157	13,009,230	-51,643,591	12.1%	-30.0%
Lotto Extra	34,164,625	46,019,942	42,724,730	8,560,105	-3,295,212	25.1%	-7.2%
Pick 3	239,404,748	233,737,732	232,097,304	-7,307,445	-1,640,429	-3.1%	-0.7%
Pick 3 Fireball	22,871,929	23,964,914	25,591,414	2,719,485	1,626,501	11.9%	6.8%
Cash Five	43,648,785	44,371,320	44,831,680	1,182,895	460,360	2.7%	1.0%
Texas Two Step	54,734,071	55,402,014	55,484,303	750,232	82,289	1.4%	0.1%
Mega Millions	197,227,643	322,671,810	263,929,131	66,701,488	-58,742,679	33.8%	-18.2%
Megaplier	36,045,362	59,759,826	52,561,046	16,515,684	-7,198,780	45.8%	-12.0%
MM Just the Jackpot	796,299	1,088,646	800,711	4,412	-287,935	0.6%	-26.4%
Daily 4	107,728,261	108,331,732	111,283,739	3,555,478	2,952,007	3.3%	2.7%
Daily 4 Fireball	20,641,124	21,238,773	23,505,358	2,864,235	2,266,586	13.9%	10.7%
Powerball	309,688,976	445,006,614	436,168,455	126,479,479	-8,838,159	40.8%	-2.0%
Power Play	55,911,677	82,776,413	85,581,786	29,670,109	2,805,373	53.1%	3.4%
All or Nothing	39,071,552	44,397,016	46,435,502	7,363,950	2,038,486	18.8%	4.6%
Total	\$ 7,166,360,982	\$ 7,575,958,612	\$ 7,333,526,223	\$ 167,165,241	\$ -242,432,389	2.3%	-3.2%

* 2 extra days

**1 extra day

Texas Lottery Commission
Fiscal Year Over Year Change in Sales
Unaudited
FY 2024 Compared to FY 2023

Week	FY 2024 Week Ending	SCRATCH TICKETS				DRAW GAMES				TOTAL SALES			
		FY 2024	FY 2023	Difference	% change - Cumulative Sales	FY 2024	FY 2023	Difference	% change - Cumulative Sales	FY 2024	FY 2023	Difference	% change - Cumulative Sales
1	9/2/2023*	\$38,978,519	\$59,864,056	(\$20,885,537)	-34.9%	\$10,637,832	\$12,762,710	(\$2,124,879)	-16.6%	\$49,616,351	\$72,626,766	(\$23,010,416)	-31.7%
2	9/9/2023	\$117,746,228	\$120,501,630	(\$2,755,402)	-2.3%	\$30,027,540	\$24,647,158	\$5,380,382	21.8%	\$147,773,768	\$145,148,788	\$2,624,980	1.8%
3	9/16/2023	\$119,921,752	\$121,755,487	(\$1,833,735)	-1.5%	\$32,110,344	\$25,823,942	\$6,286,402	24.3%	\$152,032,096	\$147,579,429	\$4,452,667	3.0%
4	9/23/2023	\$117,226,710	\$120,099,401	(\$2,872,691)	-2.4%	\$35,718,110	\$26,359,797	\$9,358,314	35.5%	\$152,944,820	\$146,459,198	\$6,485,623	4.4%
5	9/30/2023	\$120,793,331	\$125,323,123	(\$4,529,792)	-3.6%	\$46,419,217	\$27,923,098	\$18,496,119	66.2%	\$167,212,548	\$153,246,221	\$13,966,327	9.1%
6	10/7/2023	\$124,167,291	\$127,162,182	(\$2,994,891)	-2.4%	\$73,290,479	\$29,192,379	\$44,098,100	151.1%	\$197,457,770	\$156,354,561	\$41,103,209	26.3%
7	10/14/2023	\$121,390,056	\$124,858,888	(\$3,468,832)	-2.8%	\$64,809,497	\$32,714,985	\$32,094,513	98.1%	\$186,199,553	\$157,573,873	\$28,625,681	18.2%
8	10/21/2023	\$119,876,918	\$124,123,288	(\$4,246,370)	-3.4%	\$25,121,369	\$30,228,913	(\$5,107,544)	-16.9%	\$144,998,287	\$154,352,201	(\$9,353,914)	-6.1%
9	10/28/2023	\$119,251,289	\$124,664,414	(\$5,413,125)	-4.3%	\$26,497,085	\$51,451,925	(\$24,954,840)	-48.5%	\$145,748,374	\$176,116,339	(\$30,367,965)	-17.2%
10	11/4/2023	\$120,899,631	\$130,564,295	(\$9,664,664)	-7.4%	\$26,966,850	\$130,071,730	(\$103,104,880)	-79.3%	\$147,866,481	\$260,636,025	(\$112,769,544)	-43.3%
11	11/11/2023	\$124,357,490	\$125,975,136	(\$1,617,646)	-1.3%	\$27,951,994	\$79,522,011	(\$51,570,017)	-64.8%	\$152,309,484	\$205,497,147	(\$53,187,663)	-25.9%
12	11/18/2023	\$122,472,423	\$126,256,926	(\$3,784,503)	-3.0%	\$28,397,507	\$26,419,204	\$1,978,303	7.5%	\$150,869,930	\$152,676,130	(\$1,806,201)	-1.2%
13	11/25/2023	\$122,802,742	\$118,113,088	\$4,689,654	4.0%	\$28,252,450	\$25,156,447	\$3,096,003	12.3%	\$151,055,192	\$143,269,535	\$7,785,657	5.4%
14	12/2/2023	\$129,836,541	\$123,893,014	\$5,943,527	4.8%	\$30,176,458	\$27,636,806	\$2,539,653	9.2%	\$160,012,999	\$151,529,820	\$8,483,180	5.6%
15	12/9/2023	\$124,603,445	\$122,961,661	\$1,641,784	1.3%	\$30,970,299	\$27,612,493	\$3,357,806	12.2%	\$155,573,744	\$150,574,154	\$4,999,590	3.3%
16	12/16/2023	\$124,125,352	\$125,411,864	(\$1,286,512)	-1.0%	\$30,309,108	\$28,618,652	\$1,690,456	5.9%	\$154,434,460	\$154,030,516	\$403,944	0.3%
17	12/23/2023	\$132,017,161	\$128,542,216	\$3,474,945	2.7%	\$35,542,727	\$31,843,485	\$3,699,242	11.6%	\$167,559,888	\$160,385,701	\$7,174,187	4.5%
18	12/30/2023	\$137,579,889	\$140,490,134	(\$2,910,245)	-2.1%	\$44,917,574	\$45,788,139	(\$870,565)	-1.9%	\$182,497,463	\$186,278,273	(\$3,780,810)	-2.0%
19	1/6/2024	\$131,759,760	\$136,749,859	(\$4,990,099)	-3.6%	\$34,501,857	\$60,156,630	(\$25,654,773)	-42.6%	\$166,261,617	\$196,906,489	(\$30,644,872)	-15.6%
20	1/13/2024	\$127,983,080	\$135,623,611	(\$7,640,531)	-5.6%	\$26,580,291	\$89,577,192	(\$62,996,901)	-70.3%	\$154,563,371	\$225,200,803	(\$70,637,432)	-31.4%
21	1/20/2024	\$115,886,326	\$132,683,417	(\$16,797,091)	-12.7%	\$24,986,950	\$31,496,601	(\$6,509,651)	-20.7%	\$140,873,276	\$164,180,018	(\$23,306,742)	-14.2%
22	1/27/2024	\$123,239,175	\$131,666,658	(\$8,427,483)	-6.4%	\$26,358,979	\$33,010,505	(\$6,651,526)	-20.1%	\$149,598,154	\$164,677,163	(\$15,079,009)	-9.2%
23	2/3/2024	\$129,552,953	\$125,434,757	\$4,118,196	3.3%	\$28,985,243	\$35,485,741	(\$6,500,499)	-18.3%	\$158,538,196	\$160,920,498	(\$2,382,303)	-1.5%
24	2/10/2024	\$133,732,466	\$135,016,081	(\$1,283,615)	-1.0%	\$29,421,493	\$31,105,415	(\$1,683,922)	-5.4%	\$163,153,959	\$166,121,496	(\$2,967,537)	-1.8%
25	2/17/2024	\$132,311,579	\$134,818,743	(\$2,507,164)	-1.9%	\$29,986,701	\$26,655,983	\$3,330,718	12.5%	\$162,298,280	\$161,474,726	\$823,554	0.5%
26	2/24/2024	\$132,789,940	\$136,252,327	(\$3,462,387)	-2.5%	\$32,053,481	\$27,961,344	\$4,092,138	14.6%	\$164,843,421	\$164,213,671	\$629,751	0.4%
27	3/2/2024	\$140,014,976	\$142,406,081	(\$2,391,105)	-1.7%	\$36,048,898	\$29,593,236	\$6,455,662	21.8%	\$176,063,874	\$171,999,317	\$4,064,557	2.4%
28	3/9/2024	\$139,381,071	\$138,137,807	\$1,243,264	0.9%	\$37,865,362	\$28,554,021	\$9,311,342	32.6%	\$177,246,433	\$166,691,828	\$10,554,606	6.3%
29	3/16/2024	\$135,122,488	\$137,152,270	(\$2,029,782)	-1.5%	\$41,791,634	\$28,741,934	\$13,049,700	45.4%	\$176,914,122	\$165,894,204	\$11,019,918	6.6%
30	3/23/2024	\$137,726,063	\$137,487,217	\$238,846	0.2%	\$57,194,799	\$29,782,813	\$27,411,986	92.0%	\$194,920,862	\$167,270,030	\$27,650,832	16.5%
31	3/30/2024	\$141,104,504	\$139,775,264	\$1,329,240	1.0%	\$59,818,632	\$32,144,744	\$27,673,888	86.1%	\$200,923,136	\$171,920,008	\$29,003,128	16.9%
32	4/6/2024	\$137,394,802	\$139,715,002	(\$2,320,200)	-1.7%	\$66,283,915	\$32,524,745	\$33,759,170	103.8%	\$203,678,717	\$172,239,747	\$31,438,970	18.3%
33	4/13/2024	\$134,916,822	\$136,238,448	(\$1,321,626)	-1.0%	\$26,874,892	\$38,094,234	(\$11,219,342)	-29.5%	\$161,791,714	\$174,332,682	(\$12,540,968)	-7.2%
34	4/20/2024	\$133,976,232	\$134,368,184	(\$391,952)	-0.3%	\$27,066,736	\$53,465,618	(\$26,398,883)	-49.4%	\$161,042,968	\$187,833,802	(\$26,790,835)	-14.3%
35	4/27/2024	\$134,565,327	\$136,494,447	(\$1,929,120)	-1.4%	\$27,901,309	\$23,302,074	\$4,599,236	19.7%	\$162,466,636	\$159,796,521	\$2,670,116	1.7%
36	5/4/2024	\$137,482,260	\$138,630,301	(\$1,148,041)	-0.8%	\$29,412,500	\$24,144,165	\$5,268,335	21.8%	\$166,894,760	\$162,774,466	\$4,120,294	2.5%
37	5/11/2024	\$131,053,687	\$135,810,888	(\$4,757,201)	-3.5%	\$29,057,528	\$24,252,558	\$4,804,970	19.8%	\$160,111,215	\$160,063,446	\$47,769	0.0%
38	5/18/2024	\$131,034,564	\$132,970,513	(\$1,935,949)	-1.5%	\$27,768,764	\$24,785,120	\$2,983,644	12.0%	\$158,803,328	\$157,755,633	\$1,047,695	0.7%
39	5/25/2024	\$128,284,725	\$131,404,006	(\$3,119,281)	-2.4%	\$28,642,753	\$25,026,866	\$3,615,887	14.4%	\$156,927,478	\$156,430,872	\$496,606	0.3%
40	6/1/2024	\$126,138,448	\$130,371,617	(\$4,233,169)	-3.2%	\$29,657,921	\$25,992,060	\$3,665,861	14.1%	\$155,796,369	\$156,363,677	(\$567,308)	-0.4%
41	6/8/2024	\$126,987,877	\$127,029,947	(\$42,070)	0.0%	\$29,332,010	\$26,617,863	\$2,714,147	10.2%	\$156,319,887	\$153,647,810	\$2,672,077	1.7%
42	6/15/2024	\$123,804,834	\$123,222,493	\$582,341	0.5%	\$25,353,870	\$27,430,253	(\$2,076,383)	-7.6%	\$149,158,704	\$150,652,746	(\$1,494,042)	-1.0%

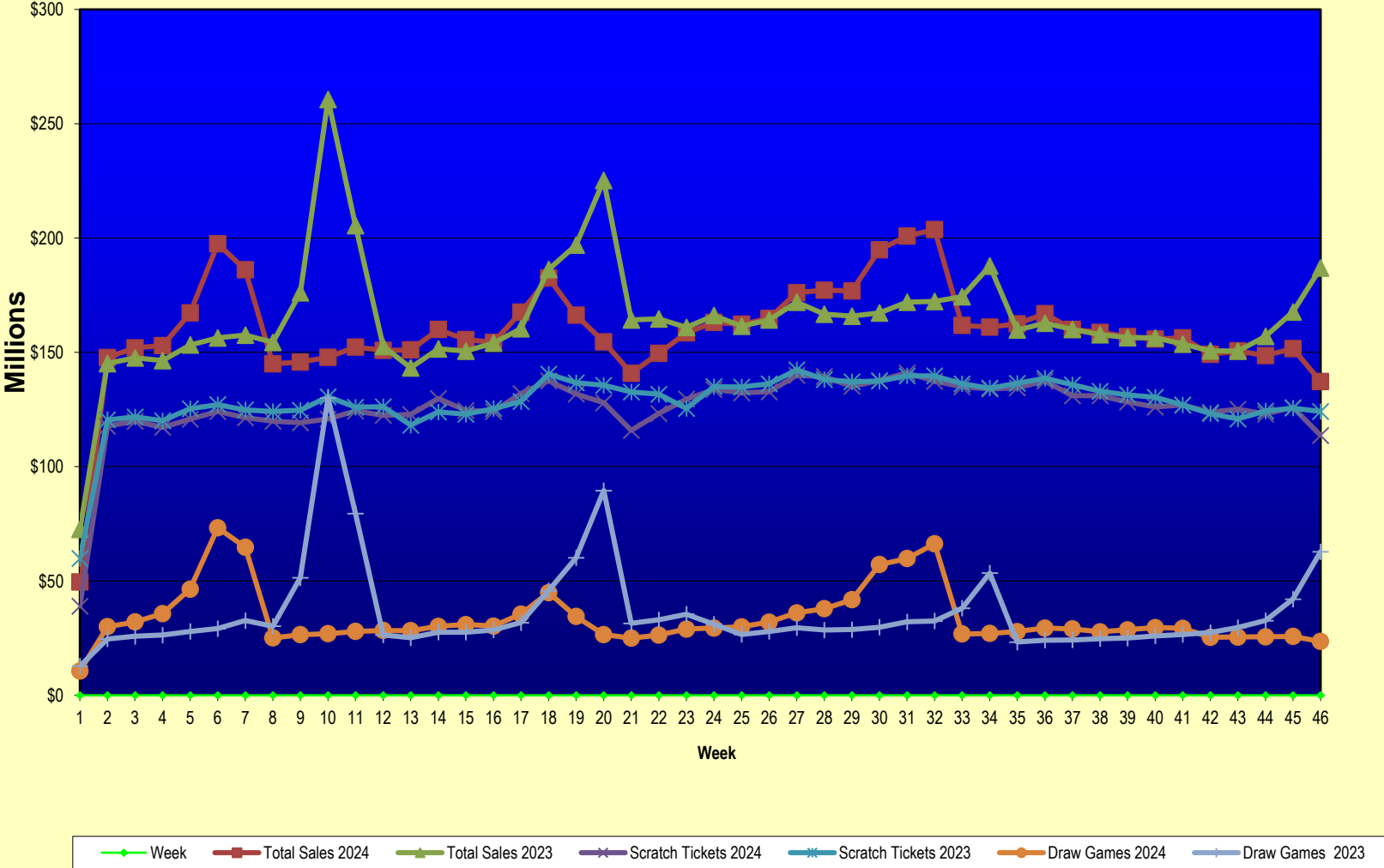
Texas Lottery Commission
Fiscal Year Over Year Change in Sales
Unaudited
FY 2024 Compared to FY 2023

			SCRATCH TICKETS				DRAW GAMES				TOTAL SALES			
FY 2024			FY 2024	FY 2023	Difference	% change - Cumulative Sales	FY 2024	FY 2023	Difference	% change - Cumulative Sales	FY 2024	FY 2023	Difference	% change - Cumulative Sales
Week	Week Ending													
43	6/22/2024		\$125,135,883	\$120,916,477	\$4,219,406	3.5%	\$25,488,767	\$29,623,767	(\$4,135,001)	-14.0%	\$150,624,650	\$150,540,244	\$84,406	0.1%
44	6/29/2024		\$123,029,523	\$124,353,242	(\$1,323,719)	-1.1%	\$25,603,583	\$32,695,830	(\$7,092,247)	-21.7%	\$148,633,106	\$157,049,072	(\$8,415,966)	-5.4%
45	7/6/2024		\$125,938,835	\$125,626,401	\$312,434	0.2%	\$25,738,723	\$42,088,277	(\$16,349,554)	-38.8%	\$151,677,558	\$167,714,678	(\$16,037,120)	-9.6%
46	7/13/2024		\$113,657,940	\$124,153,252	(\$10,495,312)	-8.5%	\$23,579,294	\$62,805,046	(\$39,225,752)	-62.5%	\$137,237,234	\$186,958,298	(\$49,721,064)	-26.6%
47	7/20/2024			\$125,448,615				\$78,906,399				\$204,355,014		
48	7/27/2024			\$125,446,091				\$49,317,844				\$174,763,935		
49	8/3/2024			\$124,237,124				\$74,806,538				\$199,043,662		
50	8/10/2024			\$119,776,199				\$57,508,648				\$177,284,847		
51	8/17/2024			\$119,072,163				\$27,982,437				\$147,054,600		
52	8/24/2024			\$117,986,952				\$27,968,452				\$145,955,404		
	8/31/2023**			\$82,253,003				\$18,981,337				\$101,234,340		
Total thru Current Week			\$5,792,052,908	\$5,915,070,113	(\$123,017,205)	-2.1%	\$1,541,473,315	\$1,660,888,499	(\$119,415,184)	-7.2%	\$7,333,526,223	\$7,575,958,612	(\$242,432,389)	-3.2%
Fiscal Year Total			\$5,792,052,908	\$6,729,290,260			\$1,541,473,315	\$1,996,360,152			\$7,333,526,223	\$8,725,650,412		

* FY 24 includes 2 days; FY 23 includes 3 days

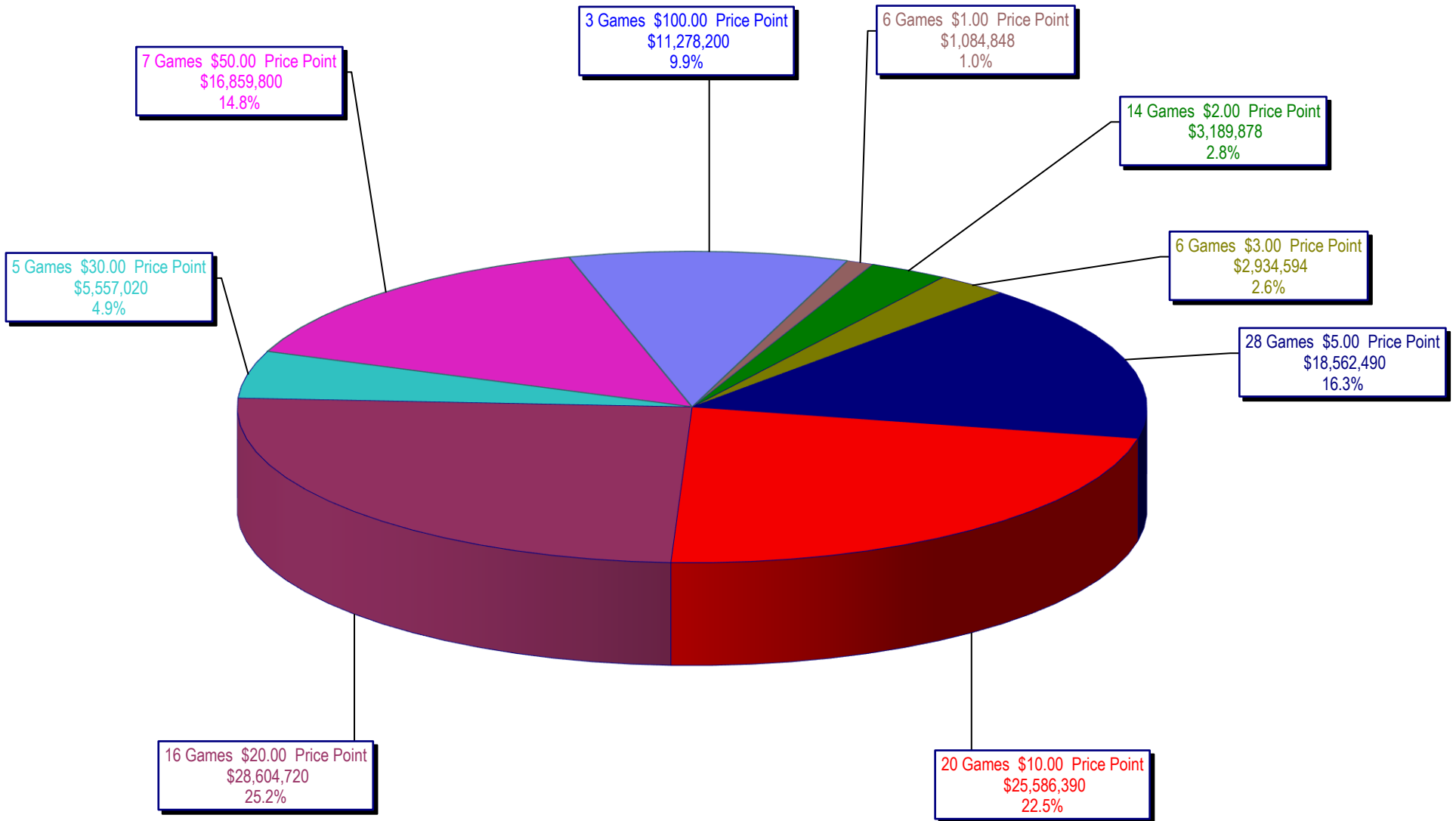
** FY 24 includes 7 days; FY 23 includes 5 days

Texas Lottery Commission Fiscal Year Over Year Change in Sales

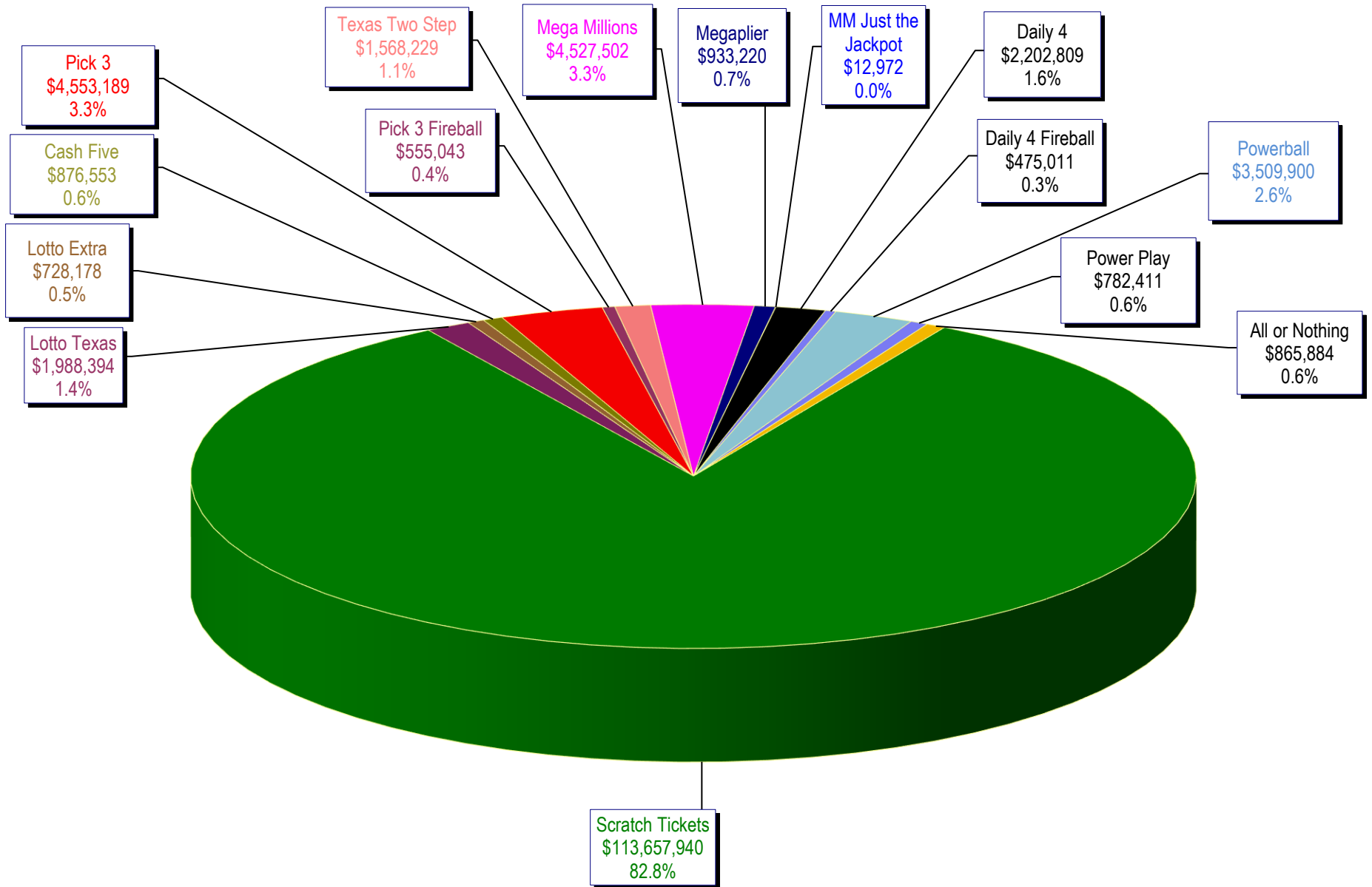


Note: Report is prepared on a Fiscal Year basis.

Texas Lottery Commission
Scratch Ticket Sales
For the Week Ending 7/13/2024
(Unaudited)



Texas Lottery Commission
All Game Sales
For the Week Ending 7/13/2024
(Unaudited)



Texas Lottery Commission - Weekly Sales Summary for FY 2024 (Unaudited)

Week Ended	Scratch Tickets	New Games & Dates	Lotto Texas	Jackpot			Lotto Extra	Pick 3		Cash Five	Texas Two Step	Jackpot		Mega Millions	Jackpot		Megaplier	MM Just the Jackpot	Daily 4	Daily 4 Fireball	Powerball	Jackpot			Power Play	All or Nothing	Total	Per Cap.
				M	W	S		M	TH			T	F		M	W						S						
9/02/2023*	121,231,522	0	2,253,707	6	6.25	5	806,853	5,115,216	535,843	1,022,024	1,199,462	325	475	3,770,466	67	85	794,471	14,985	2,408,116	490,001	8,499,070	363	386	420	1,662,056	1,046,900	150,850,691	5.02
9/9/2023	117,746,228	2519 (\$1.N); 2520 (\$5.N); 2521 (\$10.N); 2522 (\$20.N) - 9/05/2023	2,217,512	5.25	5.5	5.75	796,196	4,961,703	525,645	967,387	867,203	200	225	4,077,812	101	122	838,741	14,928	2,330,636	472,405	9,154,514	435	461	500	1,772,152	1,030,706	147,773,768	4.92
9/16/2023	119,921,752	0	2,284,115	6	6.25	6.5	820,754	4,988,859	537,610	962,509	904,070	200	225	4,290,656	141	162	880,334	15,419	2,320,256	484,657	10,591,773	522	550	596	2,012,334	1,016,998	152,032,096	5.06
9/23/2023	117,226,710	2523 (\$2.N); 2524 (\$5.N); 2502 (\$5.N); 2525 (\$10.N) - 9/18/2023	2,361,555	6.75	7	7.25	848,802	4,809,560	495,391	957,806	1,246,614	325	475	4,718,611	183	205	950,556	15,198	2,242,828	449,210	13,199,208	638	672	750	2,442,060	980,712	152,944,820	5.09
9/30/2023	120,793,331	0	2,554,465	7.5	7.75	8	924,241	4,940,570	522,891	976,368	1,814,187	650	850	5,655,684	230	267	1,126,913	17,259	2,346,398	491,579	20,319,168	785	850	960	3,722,744	1,006,750	167,212,548	5.57
10/7/2023	124,167,291	2526 (\$5.N); 2527 (\$10.N); 2490 (\$20.N) - 10/02/2023	2,970,573	8.25	8.75	10	1,087,150	5,181,885	556,171	1,020,589	2,623,680	1,125	1,450	7,089,816	315	360	1,426,905	21,744	2,395,066	525,652	40,065,201	1.04	1.2	1.4	7,258,129	1,067,919	197,457,770	6.58
10/14/2023	121,390,056	0	3,044,842	10.75	11.5	12.25	1,097,779	4,906,803	520,636	1,012,051	2,832,493	1,850	2,250	4,648,107	20	48	972,909	16,638	2,345,082	505,355	35,325,559	1.55	1.72	20	6,493,746	1,087,499	186,199,553	6.20
10/21/2023	119,876,918	2492 (\$2.N); 2529 (\$5.N); 2513 (\$20.N) - 10/16/2023	2,706,177	12.75	13.5	14.5	947,106	4,827,419	501,564	973,239	1,013,503	200	225	3,907,208	69	91	817,237	13,440	2,269,150	469,393	4,647,708	34	49	70	1,003,584	1,024,642	144,998,287	4.83
10/28/2023	119,251,289	0	2,736,658	15.25	16	16.75	952,858	4,892,564	519,445	970,220	1,381,345	350	550	4,228,565	114	137	871,942	14,565	2,278,465	477,410	5,104,736	85	100	125	1,082,203	986,110	145,748,374	4.85
11/4/2023	120,899,631	2530 (\$1.N); 2531 (\$3.N); 2532 (\$5.N); 2533 (\$10.N) - 10/30/2023	2,774,593	17.25	18	18.75	968,573	5,068,551	545,170	988,935	987,215	200	225	4,344,124	159	181	884,315	13,365	2,385,545	498,499	5,353,098	137	152	173	1,126,740	1,028,128	147,866,481	4.92
11/11/2023	124,357,490	2386 (\$10.N) - 11/06/2023	2,868,566	19	19.75	20.25	1,002,534	5,063,303	529,981	992,764	1,016,517	325	200	4,658,152	196	223	936,072	14,091	2,395,651	494,259	5,770,505	179	196	220	1,192,901	1,016,698	152,309,484	5.07
11/18/2023	122,472,423	2534 (\$5.N); 2535 (\$20.N); 2536 (\$50.N) - 11/15/2023	2,910,940	21	21.75	22.5	1,022,082	5,077,826	528,359	990,208	1,053,795	225	350	4,647,775	245	267	927,247	14,403	2,478,541	513,452	6,004,298	235	255	280	1,234,233	994,348	150,869,930	5.02
11/25/2023	122,802,742	0	2,902,347	22.75	23.5	24.25	1,023,727	4,851,691	500,742	956,055	812,835	200	200	4,660,226	289	308	927,361	14,535	2,379,630	495,328	6,463,988	295	313	340	1,313,430	950,556	151,055,192	5.03
12/2/2023	129,836,541	0	3,020,031	24.75	25.75	26.25	1,041,849	5,141,300	553,867	1,003,246	910,352	200	225	5,065,982	335	355	1,005,245	14,733	2,455,338	519,187	7,032,687	352	374	400	1,408,584	1,004,058	160,012,999	5.33
12/9/2023	124,603,445	2552 (\$2.N); 2537 (\$5.N); 2514 (\$20.N) - 12/04/2023	3,036,645	26.75	27.5	28	1,037,773	5,070,359	538,283	996,114	913,402	200	225	5,112,338	377	395	1,012,863	14,559	2,488,220	530,002	7,704,740	412	435	468	1,522,543	992,459	155,573,744	5.18
12/16/2023	124,125,352	0	3,128,805	28.75	29.5	30	1,062,956	4,995,753	541,127	979,960	890,998	200	225	3,089,830	20	28	651,842	9,747	2,460,065	524,980	9,233,204	477	500	535	1,761,279	978,562	154,434,460	5.14
12/23/2023	132,017,161	2322 (\$2.N); 2509 (\$5.N); 2480 (\$5.N) - 12/18/2023	3,408,183	30.25	30.75	31.5	1,157,890	5,215,281	557,252	1,009,232	908,261	200	200	3,610,534	41	57	752,074	11,445	2,583,411	541,790	12,447,608	543	572	620	2,305,833	1,033,934	167,559,888	5.58
12/30/2023	137,579,889	0	3,566,326	32	32.75	34	1,225,532	5,153,383	559,885	1,003,854	997,422	225	325	4,199,082	73	92	870,053	12,774	2,476,129	511,393	19,661,212	638	700	760	3,656,579	1,023,952	182,497,463	6.08
1/6/2024	131,759,760	2541 (\$1.N); 2542 (\$3.N); 2543 (\$5.N); 2544 (\$10.N); 2545 (\$20.N) - 1/02/2024	2,359,660	5	5.25	5.5	850,348	5,371,513	588,851	1,035,283	947,985	200	225	4,845,368	114	140	1,002,927	15,876	2,429,867	510,099	11,230,116	810	20	35	2,234,993	1,078,972	166,261,617	5.54
1/13/2024	127,983,080	0	2,310,911	5.75	6	6.25	828,902	5,127,544	559,478	1,007,711	997,112	325	200	4,949,475	165	187	996,617	15,534	2,403,333	504,487	4,813,544	46	60	77	1,031,536	1,034,108	154,563,371	5.15
1/20/2024	115,886,326	2546 (\$2.N); 2508 (\$3.N); 2547 (\$5.N) - 1/16/2024	2,138,848	6.5	6.75	7	769,500	4,643,654	515,512	935,245	950,110	225	350	4,715,057	208	236	937,314	14,088	2,220,351	467,373	4,724,351	88	102	120	1,001,674	953,874	140,873,276	4.69
1/27/2024	123,239,175	0	2,286,490	7.25	7.5	7.75	819,394	4,810,908	538,277	969,129	870,715	200	225	5,020,900	262	285	989,800	15,648	2,303,868	479,915	5,157,370	133	145	164	1,080,672	1,015,894	149,598,154	4.98
2/3/2024	129,552,953	0	2,400,266	8	8.25	8.5	861,675	5,345,906	609,269	1,011,443	875,267	200	200	5,791,029	311	333	1,147,441	18,162	2,565,531	544,626	5,591,532	174	188	206	1,167,772	1,055,324	158,538,196	5.28
2/10/2024	133,732,466	2550 (\$5.N); 2560 (\$10.N); 2495 (\$20.N); 2588 (\$100.N) - 2/05/2024	2,454,105	8.75	9.25	10	875,809	5,194,149	570,880	1,004,469	1,096,066	225	350	5,907,547	365	394	1,146,293	19,296	2,450,964	513,450	5,934,322	214	228	248	1,227,205	1,026,938	163,153,959	5.43
2/17/2024	132,311,579	0	2,466,886	10.5	11	12	882,297	5,177,106	577,999	990,479	1,034,702	500	200	6,301,736	425	457	1,221,577	19,833	2,454,699	507,049	6,066,752	270	285	306	1,255,236	1,030,350	162,298,280	5.40
2/24/2024	132,789,940	2388 (\$2.N); 2553 (\$5.N); 2563 (\$10.N) - 2/19/2024	2,559,880	12.25	13	13.75	919,686	5,267,764	588,620	991,686	922,539	200	225	7,185,965	493	525	1,365,008	22,437	2,552,384	528,897	6,721,619	330	348	376	1,380,925	1,046,072	164,843,421	5.49

Texas Lottery Commission - Weekly Sales Summary for FY 2024 (Unaudited)

Week Ended	Scratch Tickets	New Games & Dates	Lotto Texas	Jackpot			Lotto Extra	Pick 3	Pick 3 Fireball	Cash Five	Texas Two Step	Jackpot		Mega Millions	Jackpot		Megaplier	MM Just the Jackpot	Daily 4	Daily 4 Fireball	Powerball	Jackpot			Power Play	All or Nothing	Total	Per Cap.
				M	W	S						M	TH		T	F						M	W	S				
3/2/2024	140,014,976	0	2,698,614	14.25	14.75	15.75	973,722	5,518,043	629,067	1,034,052	1,272,861	325	500	8,632,456	563	607	1,642,782	25,509	2,677,363	576,035	7,706,666	391	412	443	1,578,159	1,083,570	176,063,874	5.86
3/9/2024	139,381,071	2504 (\$3.N); 2554 (\$5.N); 2551 (\$10.N); 2548 (\$50.N) - 3/04/2024	2,772,381	16	16.75	17.5	998,015	5,417,734	614,528	1,019,884	958,177	200	225	9,611,987	650	687	1,783,110	26,874	2,659,449	576,452	8,637,613	460	485	521	1,714,097	1,075,062	177,246,433	5.90
3/16/2024	135,122,488	0	2,312,968	5	5.25	5.5	859,011	5,164,760	590,254	1,003,076	1,418,949	350	525	11,640,310	735	815	2,208,036	32,523	2,514,355	530,594	10,409,198	532	559	600	2,062,133	1,045,468	176,914,122	5.89
3/23/2024	137,726,063	2417 (\$1.N); 2476 (\$2.N); 2559 (\$5.N) - 3/18/2024	2,601,773	5.75	6	6.25	969,714	5,179,159	587,961	1,021,481	1,288,322	725	200	19,372,634	893	977	3,618,170	49,356	2,556,517	550,422	15,319,646	645	687	750	2,955,171	1,124,474	194,920,862	6.49
3/30/2024	141,104,504	0	2,676,671	6.5	6.75	7	1,002,887	5,164,500	592,678	1,026,783	1,151,348	225	375	15,685,640	1.13	20	2,986,151	47,742	2,623,912	567,223	21,157,722	800	865	935	4,003,571	1,131,805	200,923,136	6.69
4/6/2024	137,394,802	2558 (\$5.N); 2555 (\$10.N); 2561 (\$30.) - 4/01/2024	2,801,267	7.25	7.5	7.75	1,051,798	5,341,680	593,766	1,058,107	972,145	200	200	5,200,012	45	67	1,106,575	18,618	2,648,568	559,814	36,785,658	1	1.09	1.30	6,954,743	1,191,164	203,678,717	6.78
4/13/2024	134,916,822	0	2,430,961	8	8.75	9.25	883,841	5,062,851	555,182	1,021,600	974,317	200	225	4,777,374	97	125	1,021,390	15,156	2,499,792	516,732	4,938,102	20	31	46	1,081,091	1,096,504	161,791,714	5.39
4/20/2024	133,976,232	2539 (\$2.N); 2562 (\$5.N); 2586 (\$20.N) - 4/15/2024	2,444,301	9.75	10.5	11.25	881,424	5,056,176	546,000	1,005,109	1,296,030	350	525	4,846,650	148	178	1,014,666	13,452	2,432,668	492,311	4,894,682	63	78	98	1,072,440	1,070,828	161,042,968	5.36
4/27/2024	134,565,327	0	2,514,931	11.75	12.5	13.25	900,670	5,215,802	588,905	993,277	955,447	200	225	5,055,150	202	228	1,040,397	14,055	2,564,201	543,986	5,315,552	115	129	149	1,146,365	1,052,572	162,466,636	5.41
5/4/2024	137,482,260	0	2,569,043	13.75	14.25	15	917,713	5,474,370	625,717	1,009,623	1,414,937	325	500	5,242,968	257	284	1,069,386	14,757	2,667,783	570,268	5,592,536	164	178	203	1,192,962	1,050,438	166,894,760	5.56
5/11/2024	131,053,687	2564 (\$1.N); 2565 (\$5.N); 2566 (\$10.N); 2567 (\$20.N) - 5/06/2024	2,581,974	15.25	16	16.75	913,512	5,361,398	596,464	987,308	2,271,823	725	1,000	5,579,340	306	331	1,121,412	16,227	2,541,306	535,652	4,565,712	214	20	36	987,222	998,178	160,111,215	5.33
5/18/2024	131,034,564	0	2,606,856	17.25	17.75	18.5	912,280	5,161,273	578,056	968,107	1,517,266	1,325	200	5,834,624	363	393	1,167,336	18,183	2,469,842	513,152	4,111,989	47	59	77	898,580	1,011,220	158,803,328	5.29
5/25/2024	128,284,725	2571 (\$2.N); 2583 (\$20.N); 2518 (\$50.N) - 5/20/2024	2,812,703	19	19.75	20.5	928,166	5,223,957	588,520	958,577	947,397	200	225	6,441,720	421	453	1,275,502	18,222	2,456,104	525,912	4,505,068	88	100	120	966,574	994,332	156,927,478	5.23
6/1/2024	126,138,448	0	2,716,565	21	21.75	22.75	940,238	5,099,937	572,132	944,858	1,364,054	325	500	7,014,052	489	522	1,365,610	20,340	2,385,402	504,126	4,753,917	131	143	522	1,027,990	948,700	155,796,369	5.19
6/8/2024	126,987,877	2569 (\$5.N); 2570 (\$20.N) - 6/03/2024	2,865,875	23.25	23.75	24.25	992,763	5,216,952	578,935	974,532	2,179,617	700	1,000	5,076,962	560	20	1,017,076	15,396	2,501,614	553,231	5,263,794	171	185	206	1,120,539	974,724	156,319,887	5.21
6/15/2024	123,804,834	0	3,109,659	25	25.75	26.5	1,061,067	5,078,403	578,727	963,664	1,467,695	1,300	200	3,223,122	30	47	697,472	9,561	2,405,370	522,766	4,331,698	221	20	34	937,066	967,602	149,158,704	4.97
6/22/2024	125,135,883	2466 (\$2.N); 2572 (\$5.N); 2585 (\$5.N); 2573 (\$10.N) - 6/17/2024	3,160,392	26.75	27.75	28.5	1,066,959	5,208,716	600,493	965,549	1,189,712	225	350	3,578,088	61	80	766,882	11,778	2,520,921	548,540	4,021,210	44	56	72	882,783	966,744	150,624,650	5.02
6/29/2024	123,029,523	0	2,401,594	29	5	5.25	851,223	5,263,095	620,220	962,530	1,131,111	525	200	3,965,677	97	116	832,925	11,094	2,573,740	562,898	4,476,249	84	95	113	963,515	987,712	148,633,106	4.95
7/6/2024	125,938,835	2574 (\$5.N); 2582 (\$10.N); 2575 (\$20.N) - 7/01/2024	2,139,301	5.5	5.75	6	783,017	5,387,145	623,591	969,537	1,146,071	225	350	4,342,362	137	162	903,667	13,128	2,532,307	549,366	4,414,030	125	138	20	954,194	981,008	151,677,558	4.97
7/13/2024	113,657,940	0	1,988,394	6.25	6.5	6.75	728,178	4,553,189	555,043	876,553	1,568,229	525	700	4,527,502	181	203	933,220	12,972	2,202,809	475,011	3,509,900	29	41	54	782,411	865,884	137,237,234	4.50
weekly change	-9.8%		-7.1%				-7.0%	-15.5%	-11.0%	-9.6%	36.8%			4.3%			3.3%	-1.2%	-13.0%	-13.5%	-20.5%				-18.0%	-11.7%	-9.5%	
SALES	SALES	SALES	SALES	SALES	SALES	SALES	SALES	SALES	SALES	SALES	SALES	SALES	SALES	SALES	SALES	SALES	SALES	SALES	SALES	SALES	SALES	SALES	SALES	SALES	SALES	SALES	SALES	% of Sales
Calendar Year to date 2024	3,635,583,115		70,969,876				25,347,503	144,896,963	16,343,763	27,641,343	34,097,408			183,991,025			36,307,238	544,776	69,719,512	14,812,923	213,003,814				43,301,448	28,799,003	4,545,359,709	100.0%
Fiscal Year to date 2024	5,792,052,908		120,478,157				42,724,730	232,097,304	25,591,414	44,831,680	55,484,303			263,929,131			52,561,046	800,711	111,283,739	23,505,358	436,168,455				85,581,786	46,435,502	7,333,526,223	100.0%
*Full week includes 5 days from FY23																												