



WEEKLY SALES SUMMARY

Unaudited

Week Ending: 7/24/2021

**Texas Lottery Commission
Fiscal Year to Date Sales Comparison
Unaudited**

Through the Week Ending: 7/24/2021 (47 weeks)

| Sales by Game | FY 2019 * | FY 2020 ** | FY 2021 | \$ Change | | % Change | |
|---------------------|-------------------------|-------------------------|-------------------------|-------------------------|-------------------------|-----------------------|-----------------------|
| | | | | FY 2021 to FY 2019 | FY 2021 to FY 2020 | FY 2021 to FY 2019 | FY 2021 to FY 2020 |
| Scratch Tickets | \$ 4,414,365,924 | \$ 4,954,719,310 | \$ 5,955,052,840 | \$ 1,540,686,916 | \$ 1,000,333,530 | 34.9% | 20.2% |
| Lotto Texas | 96,937,390 | 99,760,378 | 117,038,748 | 20,101,358 | 17,278,370 | 20.7% | 17.3% |
| Lotto Extra | 23,987,958 | 26,722,925 | 34,622,679 | 10,634,721 | 7,899,754 | 44.3% | 29.6% |
| Pick 3 | 225,784,040 | 231,841,814 | 256,751,449 | 30,967,410 | 24,909,635 | 13.7% | 10.7% |
| Pick 3 Sum It Up | 3,278,564 | - | - | -3,278,564 | - | -100.0% | - |
| Pick 3 Fireball | 5,631,553 | 18,141,184 | 22,825,261 | 17,193,708 | 4,684,077 | 305.3% | 25.8% |
| Cash Five | 42,026,619 | 41,531,712 | 46,340,406 | 4,313,787 | 4,808,694 | 10.3% | 11.6% |
| Texas Two Step | 53,674,786 | 54,283,216 | 59,986,907 | 6,312,121 | 5,703,692 | 11.8% | 10.5% |
| Mega Millions | 338,349,794 | 183,011,024 | 298,086,588 | -40,263,206 | 115,075,564 | -11.9% | 62.9% |
| Megaplier | 50,061,306 | 31,273,639 | 50,727,274 | 665,968 | 19,453,635 | 1.3% | 62.2% |
| MM Just the Jackpot | 1,494,887 | 737,304 | 1,202,697 | -292,190 | 465,393 | -19.5% | 63.1% |
| Daily 4 | 101,497,995 | 103,425,018 | 109,730,756 | 8,232,761 | 6,305,738 | 8.1% | 6.1% |
| Daily 4 Sum It Up | 4,072,164 | - | - | -4,072,164 | - | -100.0% | - |
| Daily 4 Fireball | 4,017,370 | 14,757,945 | 18,035,576 | 14,018,207 | 3,277,632 | 348.9% | 22.2% |
| Powerball | 279,600,323 | 164,633,130 | 250,622,841 | -28,977,482 | 85,989,711 | -10.4% | 52.2% |
| Power Play | 43,425,165 | 28,669,485 | 43,807,103 | 381,938 | 15,137,618 | 0.9% | 52.8% |
| All or Nothing | 28,680,530 | 32,436,343 | 39,436,229 | 10,755,699 | 6,999,886 | 37.5% | 21.6% |
| Total | \$ 5,716,886,366 | \$ 5,985,944,426 | \$ 7,304,267,353 | \$ 1,587,380,988 | \$ 1,318,322,927 | 27.8% | 22.0% |

* 3 extra days

** 2 extra days

Texas Lottery Commission
Fiscal Year Over Year Change in Sales
Unaudited
FY 2021 Compared to FY 2020

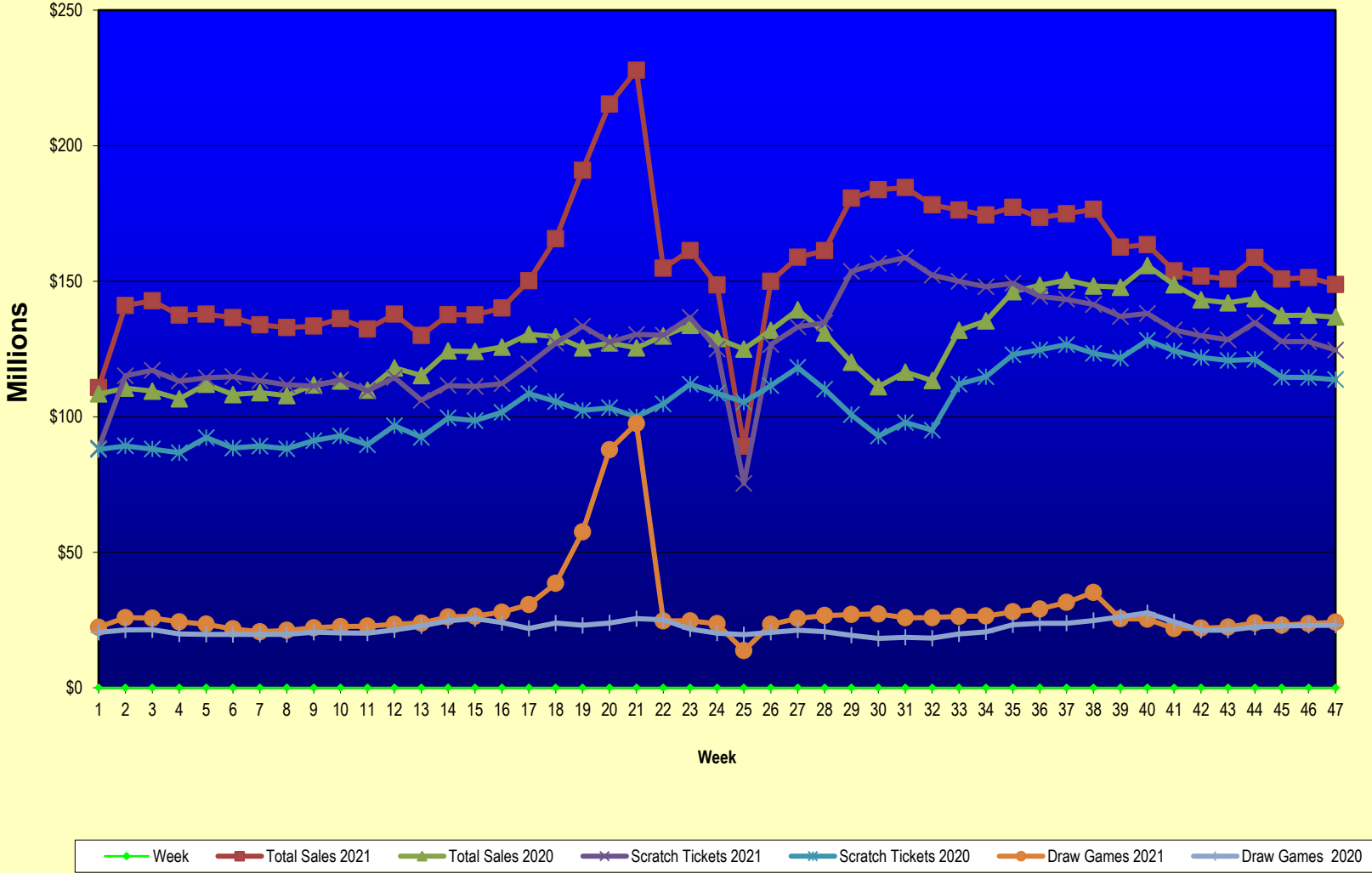
| | | SCRATCH TICKETS | | | | DRAW GAMES | | | | TOTAL SALES | | | |
|------|------------------------|-----------------|---------------|----------------|-----------------------------------|--------------|--------------|---------------|-----------------------------------|---------------|---------------|----------------|-----------------------------------|
| Week | FY 2021 Week Ending | FY 2021 | FY 2020 | Difference | % change - Cumulative Sales | FY 2021 | FY 2020 | Difference | % change - Cumulative Sales | FY 2021 | FY 2020 | Difference | % change - Cumulative Sales |
| | | | | | | | | | | | | | |
| 2 | 9/12/2020 | \$115,145,117 | \$89,240,373 | \$25,904,744 | 29.0% | \$25,865,986 | \$21,301,605 | \$4,564,381 | 21.4% | \$141,011,103 | \$110,541,978 | \$30,469,125 | 27.6% |
| 3 | 9/19/2020 | \$117,098,316 | \$88,068,469 | \$29,029,847 | 33.0% | \$25,689,861 | \$21,426,167 | \$4,263,694 | 19.9% | \$142,788,177 | \$109,494,636 | \$33,293,541 | 30.4% |
| 4 | 9/26/2020 | \$113,153,550 | \$86,745,066 | \$26,408,484 | 30.4% | \$24,320,273 | \$19,862,967 | \$4,457,307 | 22.4% | \$137,473,823 | \$106,608,033 | \$30,865,791 | 29.0% |
| 5 | 10/3/2020 | \$114,375,276 | \$92,284,132 | \$22,091,144 | 23.9% | \$23,460,330 | \$19,717,594 | \$3,742,737 | 19.0% | \$137,835,606 | \$112,001,726 | \$25,833,881 | 23.1% |
| 6 | 10/10/2020 | \$114,802,883 | \$88,490,099 | \$26,312,784 | 29.7% | \$21,716,732 | \$19,667,924 | \$2,048,809 | 10.4% | \$136,519,615 | \$108,158,023 | \$28,361,593 | 26.2% |
| 7 | 10/17/2020 | \$113,280,669 | \$89,190,486 | \$24,090,183 | 27.0% | \$20,664,725 | \$19,704,335 | \$960,390 | 4.9% | \$133,945,394 | \$108,894,821 | \$25,050,573 | 23.0% |
| 8 | 10/24/2020 | \$111,745,204 | \$88,173,783 | \$23,571,421 | 26.7% | \$21,165,208 | \$19,681,792 | \$1,483,416 | 7.5% | \$132,910,412 | \$107,855,575 | \$25,054,837 | 23.2% |
| 9 | 10/31/2020 | \$111,272,152 | \$91,201,316 | \$20,070,836 | 22.0% | \$22,136,334 | \$20,509,492 | \$1,626,843 | 7.9% | \$133,408,486 | \$111,710,808 | \$21,697,679 | 19.4% |
| 10 | 11/7/2020 | \$113,620,007 | \$92,978,873 | \$20,641,134 | 22.2% | \$22,606,708 | \$20,252,459 | \$2,354,250 | 11.6% | \$136,226,715 | \$113,231,332 | \$22,995,384 | 20.3% |
| 11 | 11/14/2020 | \$109,577,081 | \$89,685,517 | \$19,891,564 | 22.2% | \$22,749,434 | \$20,172,714 | \$2,576,720 | 12.8% | \$132,326,515 | \$109,858,231 | \$22,468,284 | 20.5% |
| 12 | 11/21/2020 | \$114,446,332 | \$96,650,014 | \$17,796,318 | 18.4% | \$23,397,417 | \$21,373,038 | \$2,024,380 | 9.5% | \$137,843,749 | \$118,023,052 | \$19,820,698 | 16.8% |
| 13 | 11/28/2020 | \$106,113,701 | \$92,381,438 | \$13,732,263 | 14.9% | \$23,890,237 | \$22,801,917 | \$1,088,320 | 4.8% | \$130,003,938 | \$115,183,355 | \$14,820,583 | 12.9% |
| 14 | 12/5/2020 | \$111,508,837 | \$99,556,606 | \$11,952,231 | 12.0% | \$26,132,516 | \$24,727,128 | \$1,405,389 | 5.7% | \$137,641,353 | \$124,283,734 | \$13,357,620 | 10.7% |
| 15 | 12/12/2020 | \$111,156,442 | \$98,579,669 | \$12,576,773 | 12.8% | \$26,432,394 | \$25,527,202 | \$905,192 | 3.5% | \$137,588,836 | \$124,106,871 | \$13,481,965 | 10.9% |
| 16 | 12/19/2020 | \$112,212,350 | \$101,628,893 | \$10,583,457 | 10.4% | \$27,895,989 | \$24,068,057 | \$3,827,932 | 15.9% | \$140,108,339 | \$125,696,950 | \$14,411,389 | 11.5% |
| 17 | 12/26/2020 | \$119,456,586 | \$108,533,892 | \$10,922,694 | 10.1% | \$30,653,848 | \$21,912,659 | \$8,741,189 | 39.9% | \$150,110,434 | \$130,446,551 | \$19,663,883 | 15.1% |
| 18 | 1/2/2021 | \$127,122,270 | \$105,603,978 | \$21,518,292 | 20.4% | \$38,528,413 | \$23,890,650 | \$14,637,764 | 61.3% | \$165,650,683 | \$129,494,628 | \$36,156,056 | 27.9% |
| 19 | 1/9/2021 | \$133,494,933 | \$102,317,060 | \$31,177,873 | 30.5% | \$57,484,861 | \$23,070,952 | \$34,413,909 | 149.2% | \$190,979,794 | \$125,388,012 | \$65,591,782 | 52.3% |
| 20 | 1/16/2021 | \$127,542,833 | \$103,309,252 | \$24,233,581 | 23.5% | \$87,788,743 | \$23,931,389 | \$63,857,355 | 266.8% | \$215,331,576 | \$127,240,641 | \$88,090,936 | 69.2% |
| 21 | 1/23/2021 | \$130,328,004 | \$99,944,800 | \$30,383,204 | 30.4% | \$97,504,542 | \$25,502,038 | \$72,002,505 | 282.3% | \$227,832,546 | \$125,446,838 | \$102,385,709 | 81.6% |
| 22 | 1/30/2021 | \$130,076,595 | \$104,739,453 | \$25,337,142 | 24.2% | \$24,692,518 | \$25,038,970 | (\$346,452) | -1.4% | \$154,769,113 | \$129,778,423 | \$24,990,690 | 19.3% |
| 23 | 2/6/2021 | \$136,640,103 | \$111,993,607 | \$24,646,496 | 22.0% | \$24,693,211 | \$21,709,985 | \$2,983,227 | 13.7% | \$161,333,314 | \$133,703,592 | \$27,629,723 | 20.7% |
| 24 | 2/13/2021 | \$124,939,795 | \$108,712,863 | \$16,226,932 | 14.9% | \$23,636,934 | \$20,194,178 | \$3,442,756 | 17.0% | \$148,576,729 | \$128,907,041 | \$19,669,688 | 15.3% |
| 25 | 2/20/2021 | \$75,402,427 | \$105,386,919 | (\$29,984,492) | -28.5% | \$13,683,523 | \$19,576,236 | (\$5,892,713) | -30.1% | \$89,085,950 | \$124,963,155 | (\$35,877,205) | -28.7% |
| 26 | 2/27/2021 | \$126,573,041 | \$111,502,521 | \$15,070,520 | 13.5% | \$23,389,855 | \$20,438,613 | \$2,951,242 | 14.4% | \$149,962,896 | \$131,941,134 | \$18,021,762 | 13.7% |
| 27 | 3/6/2021 | \$133,200,697 | \$118,172,204 | \$15,028,493 | 12.7% | \$25,627,875 | \$21,289,905 | \$4,337,970 | 20.4% | \$158,828,572 | \$139,462,109 | \$19,366,463 | 13.9% |
| 28 | 3/13/2021 | \$134,601,912 | \$110,225,673 | \$24,376,239 | 22.1% | \$26,650,604 | \$20,683,247 | \$5,967,358 | 28.9% | \$161,252,516 | \$130,908,920 | \$30,343,597 | 23.2% |
| 29 | 3/20/2021 | \$153,635,044 | \$100,753,932 | \$52,881,112 | 52.5% | \$27,014,869 | \$19,335,422 | \$7,679,447 | 39.7% | \$180,649,913 | \$120,089,354 | \$60,560,559 | 50.4% |
| 30 | 3/27/2021 | \$156,511,371 | \$92,874,514 | \$63,636,857 | 68.5% | \$27,238,714 | \$18,220,638 | \$9,018,077 | 49.5% | \$183,750,085 | \$111,095,152 | \$72,654,934 | 65.4% |
| 31 | 4/3/2021 | \$158,758,180 | \$97,875,268 | \$60,882,912 | 62.2% | \$25,817,113 | \$18,608,229 | \$7,208,884 | 38.7% | \$184,575,293 | \$116,483,497 | \$68,091,796 | 58.5% |
| 32 | 4/10/2021 | \$152,261,121 | \$95,060,231 | \$57,200,890 | 60.2% | \$25,896,084 | \$18,312,370 | \$7,583,715 | 41.4% | \$178,157,205 | \$113,372,601 | \$64,784,605 | 57.1% |
| 33 | 4/17/2021 | \$149,946,632 | \$111,984,645 | \$37,961,987 | 33.9% | \$26,330,496 | \$19,908,374 | \$6,422,123 | 32.3% | \$176,277,128 | \$131,893,019 | \$44,384,110 | 33.7% |
| 34 | 4/24/2021 | \$147,956,805 | \$114,733,967 | \$33,222,838 | 29.0% | \$26,462,493 | \$20,610,971 | \$5,851,522 | 28.4% | \$174,419,298 | \$135,344,938 | \$39,074,360 | 28.9% |
| 35 | 5/1/2021 | \$149,268,466 | \$122,883,938 | \$26,384,528 | 21.5% | \$28,003,294 | \$23,239,818 | \$4,763,476 | 20.5% | \$177,271,760 | \$146,123,756 | \$31,148,004 | 21.3% |
| 36 | 5/8/2021 | \$144,423,251 | \$124,659,093 | \$19,764,158 | 15.9% | \$29,055,332 | \$23,844,834 | \$5,210,498 | 21.9% | \$173,478,583 | \$148,503,927 | \$24,974,656 | 16.8% |
| 37 | 5/15/2021 | \$143,355,893 | \$126,618,315 | \$16,737,578 | 13.2% | \$31,496,103 | \$23,816,884 | \$7,679,220 | 32.2% | \$174,851,996 | \$150,435,199 | \$24,416,798 | 16.2% |
| 38 | 5/22/2021 | \$141,392,410 | \$123,421,203 | \$17,971,207 | 14.6% | \$35,173,326 | \$24,844,768 | \$10,328,559 | 41.6% | \$176,565,736 | \$148,265,971 | \$28,299,766 | 19.1% |
| 39 | 5/29/2021 | \$137,051,585 | \$121,587,798 | \$15,463,787 | 12.7% | \$25,478,731 | \$26,174,754 | (\$696,023) | -2.7% | \$162,530,316 | \$147,762,552 | \$14,767,764 | 10.0% |
| 40 | 6/5/2021 | \$138,140,582 | \$128,152,407 | \$9,988,175 | 7.8% | \$25,330,096 | \$27,653,351 | (\$2,323,255) | -8.4% | \$163,470,678 | \$155,805,758 | \$7,664,921 | 4.9% |
| 41 | 6/12/2021 | \$131,984,128 | \$124,337,803 | \$7,646,325 | 6.1% | \$21,831,386 | \$24,325,618 | (\$2,494,233) | -10.3% | \$153,815,514 | \$148,663,421 | \$5,152,093 | 3.5% |
| 42 | 6/19/2021 | \$129,880,069 | \$121,867,783 | \$8,012,286 | 6.6% | \$21,982,398 | \$21,238,025 | \$744,374 | 3.5% | \$151,862,467 | \$143,105,808 | \$8,756,660 | 6.1% |

Texas Lottery Commission
Fiscal Year Over Year Change in Sales
Unaudited
FY 2021 Compared to FY 2020

| | | | SCRATCH TICKETS | | | | DRAW GAMES | | | | TOTAL SALES | | | |
|-------------------------|-------------|--|-----------------|-----------------|-----------------|-----------------------------|-----------------|-----------------|---------------|-----------------------------|-----------------|-----------------|-----------------|-----------------------------|
| FY 2021 | | | FY 2021 | FY 2020 | Difference | % change - Cumulative Sales | FY 2021 | FY 2020 | Difference | % change - Cumulative Sales | FY 2021 | FY 2020 | Difference | % change - Cumulative Sales |
| Week | Week Ending | | | | | | | | | | | | | |
| 43 | 6/26/2021 | | \$128,432,805 | \$120,777,685 | \$7,655,120 | 6.3% | \$22,386,397 | \$21,274,287 | \$1,112,110 | 5.2% | \$150,819,202 | \$142,051,972 | \$8,767,230 | 6.2% |
| 44 | 7/3/2021 | | \$134,775,705 | \$121,140,896 | \$13,634,809 | 11.3% | \$23,967,723 | \$22,407,902 | \$1,559,821 | 7.0% | \$158,743,428 | \$143,548,798 | \$15,194,630 | 10.6% |
| 45 | 7/10/2021 | | \$127,718,775 | \$114,591,206 | \$13,127,569 | 11.5% | \$23,105,336 | \$22,821,511 | \$283,825 | 1.2% | \$150,824,111 | \$137,412,717 | \$13,411,394 | 9.8% |
| 46 | 7/17/2021 | | \$127,681,286 | \$114,444,652 | \$13,236,634 | 11.6% | \$23,671,929 | \$23,021,475 | \$650,454 | 2.8% | \$151,353,215 | \$137,466,127 | \$13,887,088 | 10.1% |
| 47 | 7/24/2021 | | \$124,610,457 | \$113,701,030 | \$10,909,427 | 9.6% | \$24,186,190 | \$23,085,273 | \$1,100,917 | 4.8% | \$148,796,647 | \$136,786,303 | \$12,010,344 | 8.8% |
| 48 | 7/31/2021 | | | \$115,767,821 | | | | \$22,752,584 | | | | \$138,520,405 | | |
| 49 | 8/7/2021 | | | \$117,301,276 | | | | \$23,791,977 | | | | \$141,093,253 | | |
| 50 | 8/14/2021 | | | \$111,123,756 | | | | \$22,904,623 | | | | \$134,028,379 | | |
| 51 | 8/21/2021 | | | \$112,919,496 | | | | \$21,669,592 | | | | \$134,589,088 | | |
| 52 | 8/28/2021 | | | \$113,122,453 | | | | \$22,007,271 | | | | \$135,129,724 | | |
| | 8/31/2021** | | | \$30,859,274 | | | | \$3,863,234 | | | | \$34,722,508 | | |
| Total thru Current Week | | | \$5,955,052,840 | \$4,954,719,310 | \$1,000,333,530 | 20.2% | \$1,349,214,513 | \$1,031,225,116 | \$317,989,397 | 30.8% | \$7,304,267,353 | \$5,985,944,426 | \$1,318,322,927 | 22.0% |
| Fiscal Year Total | | | \$5,955,052,840 | \$5,555,813,386 | | | \$1,349,214,513 | \$1,148,214,397 | | | \$7,304,267,353 | \$6,704,027,783 | | |

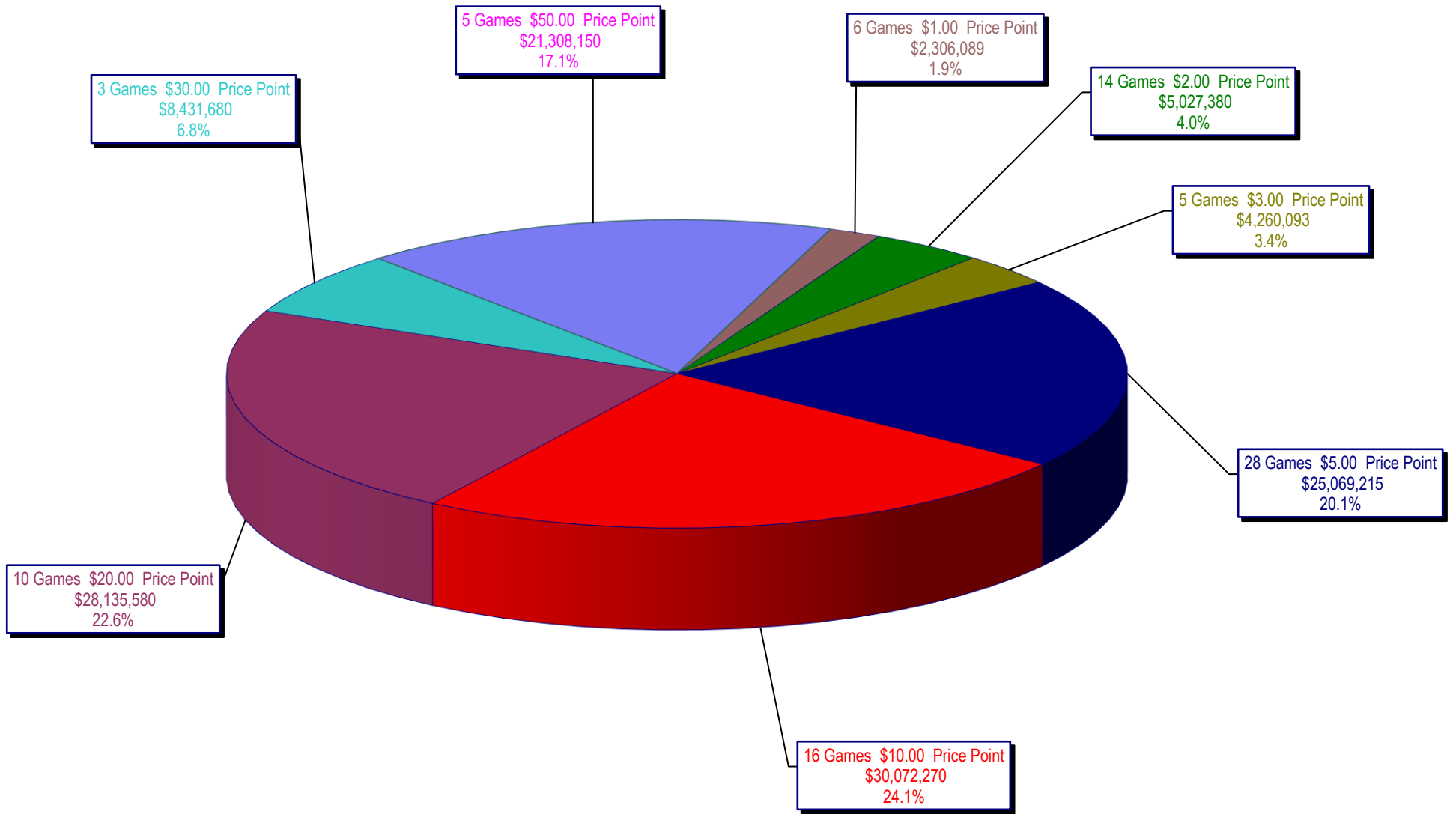
* FY 21 includes 5 days
** FY 20 includes 2 days
** FY 21 includes 3 days

Texas Lottery Commission Fiscal Year Over Year Change in Sales

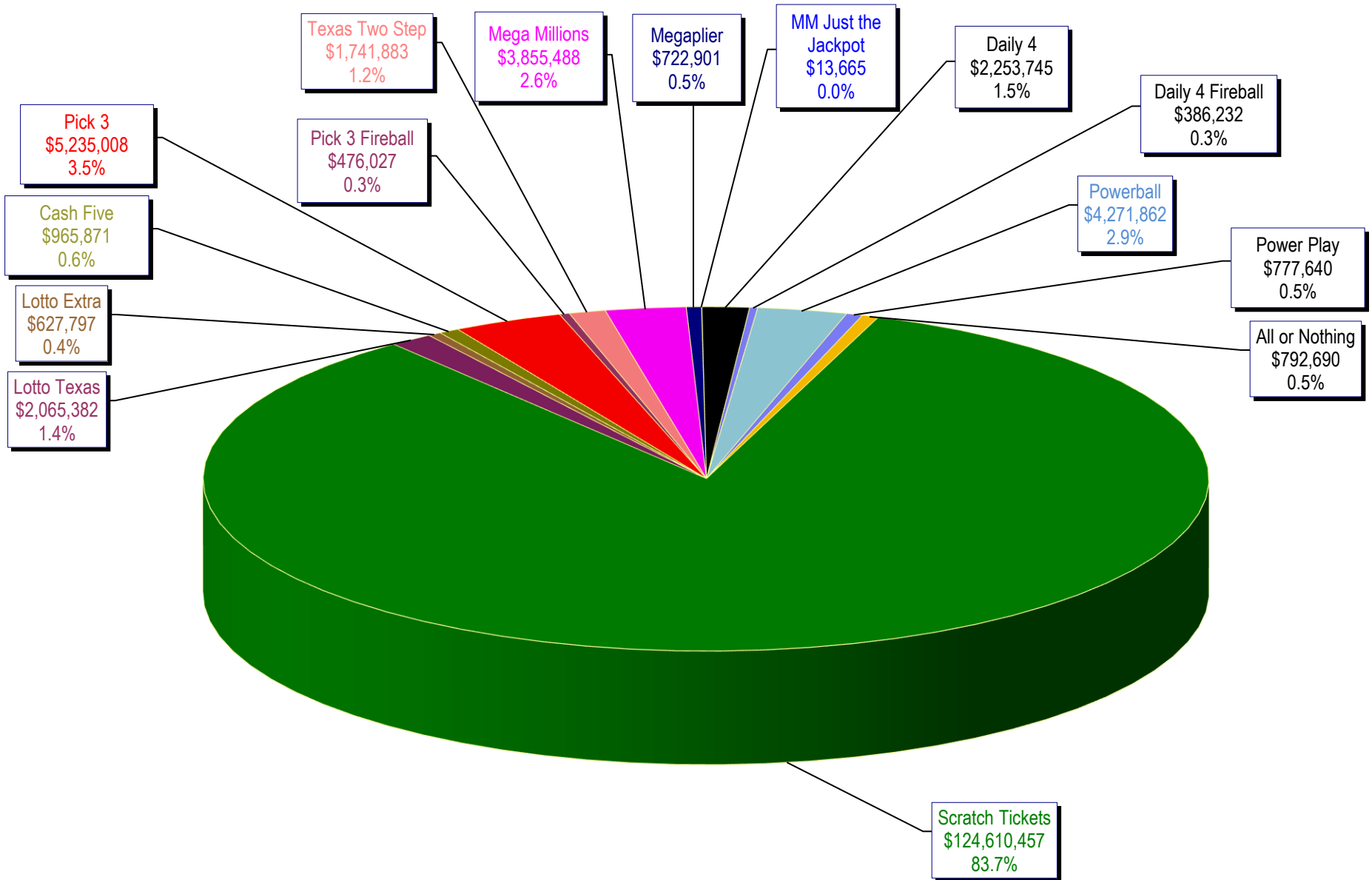


Note: Report is prepared on a Fiscal Year basis.

Texas Lottery Commission
Scratch Ticket Sales
For the Week Ending 7/24/2021
(Unaudited)



Texas Lottery Commission
All Game Sales
For the Week Ending 7/24/2021
(Unaudited)



Texas Lottery Commission - Weekly Sales Summary for FY 2021 (Unaudited)

| Week Ended | Scratch Tickets | New Games & Dates | Lotto Texas | Jackpot | | Lotto Extra | Pick 3 | Pick 3 Fireball | Cash Five | Texas Two Step | Jackpot | | Mega Millions | Jackpot | | Megaplier | MM Just the Jackpot | Daily 4 | Daily 4 Fireball | Powerball | Jackpot | | Power Play | All or Nothing | Total | Per Cap. |
|------------|-----------------|--|-------------|---------|-------|-------------|-----------|-----------------|-----------|----------------|---------|-------|---------------|---------|-------|-----------|---------------------|-----------|------------------|------------|---------|-----|------------|----------------|-------------|----------|
| | | | | W | S | | | | | | M | TH | | T | F | | | | | | W | S | | | | |
| 9/05/2020* | 119,240,436 | 0 | 4,900,880 | 36.75 | 37.5 | 1,317,942 | 5,627,095 | 495,670 | 975,355 | 1,198,425 | 225 | 350 | 3,498,263 | 78 | 88 | 644,018 | 15,564 | 2,426,444 | 392,334 | 3,296,712 | 56 | 66 | 623,274 | 778,700 | 145,431,111 | 5.02 |
| 9/12/2020 | 115,145,117 | 2252 (\$1,N); 2257 (\$2,N); 2253 (\$5,N); 2254 (\$10,N); 2255 (\$20,N) - 9/08/2020 | 4,786,564 | 39 | 40.5 | 1,302,979 | 5,450,541 | 475,781 | 947,289 | 1,141,053 | 550 | 200 | 3,674,730 | 97 | 108 | 664,073 | 15,378 | 2,349,281 | 372,234 | 3,320,494 | 75 | 85 | 619,095 | 746,494 | 141,011,103 | 4.86 |
| 9/19/2020 | 117,098,316 | 0 | 5,425,043 | 41.25 | 42.75 | 1,489,746 | 5,329,710 | 459,742 | 949,747 | 983,576 | 225 | 200 | 3,241,795 | 119 | 20 | 598,298 | 13,437 | 2,292,990 | 360,309 | 3,178,372 | 94 | 20 | 597,151 | 769,946 | 142,788,177 | 4.92 |
| 9/26/2020 | 113,153,550 | 2240 (\$2,N); 2246 (\$2,N); 2271 (\$10,N) - 9/21/2020 | 5,553,721 | 44 | 45.5 | 1,543,098 | 5,131,115 | 444,652 | 936,549 | 1,131,313 | 225 | 350 | 2,595,022 | 22 | 24 | 498,807 | 11,688 | 2,196,601 | 342,415 | 2,669,380 | 22 | 25 | 516,832 | 749,082 | 137,473,823 | 4.74 |
| 10/3/2020 | 114,375,276 | 0 | 3,912,148 | 47 | 5 | 1,099,604 | 5,328,809 | 460,344 | 960,535 | 1,736,672 | 525 | 725 | 2,743,952 | 32 | 41 | 521,588 | 11,514 | 2,230,409 | 348,411 | 2,823,728 | 34 | 43 | 542,037 | 740,580 | 137,835,606 | 4.75 |
| 10/10/2020 | 114,802,883 | 2259 (\$1,N); 2260 (\$5,N); 2274 (\$50,N) - 10/5/2020 | 2,162,587 | 5.25 | 5.5 | 628,576 | 5,060,112 | 421,479 | 946,873 | 2,295,357 | 950 | 1,275 | 2,889,056 | 50 | 60 | 538,328 | 12,156 | 2,163,365 | 337,694 | 2,985,318 | 52 | 62 | 555,666 | 720,166 | 136,519,615 | 4.71 |
| 10/17/2020 | 113,280,669 | 0 | 2,137,900 | 5.75 | 6 | 625,550 | 5,028,124 | 407,439 | 939,006 | 944,563 | 200 | 200 | 2,999,686 | 77 | 69 | 550,648 | 12,444 | 2,179,649 | 338,936 | 3,163,736 | 72 | 82 | 583,282 | 753,762 | 133,945,394 | 4.62 |
| 10/24/2020 | 111,745,204 | 2262 (\$2,N); 2263 (\$5,N); 2264 (\$10,N); 2040 (\$20,N) - 10/19/2020 | 2,135,487 | 6.25 | 6.5 | 627,816 | 4,919,589 | 399,003 | 930,223 | 993,681 | 200 | 225 | 3,187,422 | 86 | 97 | 581,691 | 13,428 | 2,221,398 | 335,447 | 3,438,500 | 91 | 102 | 621,336 | 760,188 | 132,910,412 | 4.58 |
| 10/31/2020 | 111,272,152 | 0 | 2,149,428 | 6.75 | 7 | 628,926 | 5,012,595 | 408,443 | 925,476 | 1,289,393 | 375 | 525 | 3,420,678 | 109 | 118 | 615,454 | 13,872 | 2,252,625 | 350,159 | 3,672,568 | 116 | 127 | 655,294 | 741,424 | 133,408,486 | 4.60 |
| 11/7/2020 | 113,620,007 | 2265 (\$1,N); 2266 (\$3,N); 2267 (\$5,N); 2249 (\$5,N) - 11/02/2020 | 2,189,403 | 7.25 | 7.5 | 629,879 | 5,190,194 | 425,841 | 938,750 | 973,168 | 200 | 225 | 3,694,336 | 129 | 142 | 657,406 | 15,246 | 2,262,604 | 349,405 | 3,842,270 | 137 | 149 | 679,622 | 758,586 | 136,226,715 | 4.70 |
| 11/14/2020 | 109,577,081 | 0 | 2,190,591 | 7.75 | 8 | 633,871 | 5,056,845 | 411,960 | 935,549 | 966,851 | 200 | 225 | 3,853,268 | 152 | 165 | 678,805 | 16,026 | 2,201,516 | 330,133 | 4,021,074 | 158 | 168 | 704,507 | 748,438 | 132,326,515 | 4.56 |
| 11/21/2020 | 114,446,332 | 2269 (\$2,N); 2270 (\$5,N); 2298 (\$20,N) - 11/16/2020 | 2,191,245 | 8.25 | 8.5 | 634,394 | 5,046,147 | 414,849 | 921,840 | 1,253,452 | 350 | 525 | 4,032,642 | 176 | 188 | 698,621 | 16,608 | 2,181,930 | 327,094 | 4,226,423 | 179 | 192 | 731,337 | 720,836 | 137,843,749 | 4.75 |
| 11/28/2020 | 106,113,701 | 2250 (\$5,N) - 11/23/2020 | 2,187,557 | 8.75 | 9 | 637,869 | 4,956,022 | 402,134 | 887,689 | 889,378 | 200 | 225 | 4,466,622 | 200 | 214 | 762,179 | 17,478 | 2,155,675 | 322,954 | 4,691,164 | 202 | 216 | 801,896 | 711,620 | 130,003,938 | 4.48 |
| 12/5/2020 | 111,508,837 | 0 | 2,103,173 | 5 | 5.25 | 617,745 | 5,384,426 | 448,282 | 971,053 | 1,287,425 | 350 | 500 | 4,997,344 | 229 | 244 | 844,358 | 19,314 | 2,334,912 | 358,890 | 5,138,360 | 231 | 243 | 870,569 | 756,666 | 137,641,353 | 4.75 |
| 12/12/2020 | 111,156,442 | 2160 (\$1,N); 2147 (\$5,N); 2335 (\$10,N) - 12/07/2020 | 2,132,528 | 5.5 | 5.75 | 631,153 | 5,275,669 | 427,926 | 954,355 | 956,213 | 200 | 225 | 5,366,742 | 264 | 276 | 900,622 | 20,751 | 2,260,947 | 345,370 | 5,473,968 | 262 | 277 | 920,795 | 765,356 | 137,588,836 | 4.75 |
| 12/19/2020 | 112,212,350 | 0 | 2,163,823 | 6 | 6.25 | 639,430 | 5,228,079 | 434,269 | 949,684 | 918,216 | 200 | 200 | 6,079,226 | 291 | 310 | 1,010,231 | 23,658 | 2,288,502 | 359,142 | 6,014,958 | 287 | 304 | 1,009,358 | 777,414 | 140,108,339 | 4.83 |
| 12/26/2020 | 119,456,586 | 2275 (\$2,N); 2276 (\$5,N) - 12/21/2020 | 2,287,177 | 6.5 | 6.75 | 675,875 | 5,314,659 | 451,170 | 943,447 | 969,410 | 225 | 200 | 7,149,896 | 330 | 352 | 1,154,637 | 29,199 | 2,242,632 | 351,367 | 7,144,430 | 321 | 341 | 1,175,407 | 764,542 | 150,110,434 | 5.18 |
| 1/2/2021 | 127,122,270 | 2247 (\$5,N) - 12/28/2020 | 2,583,639 | 7 | 7.25 | 774,071 | 5,485,652 | 481,315 | 1,038,683 | 1,176,302 | 225 | 375 | 10,216,620 | 376 | 401 | 1,647,161 | 41,229 | 2,358,450 | 375,856 | 9,876,536 | 363 | 384 | 1,617,112 | 855,788 | 165,650,683 | 5.71 |
| 1/9/2021 | 133,494,933 | 2277 (\$1,N); 2279 (\$3,N); 2280 (\$5,N); 2281 (\$10,N); 2282 (\$20,N) - 1/04/2021 | 2,918,217 | 7.5 | 7.75 | 873,506 | 5,481,586 | 475,963 | 1,094,279 | 1,075,466 | 200 | 225 | 19,023,274 | 447 | 520 | 2,969,319 | 74,370 | 2,373,592 | 386,321 | 17,154,894 | 410 | 470 | 2,680,653 | 903,422 | 190,979,794 | 6.59 |
| 1/16/2021 | 127,542,833 | 0 | 3,012,953 | 5 | 5.25 | 905,675 | 5,214,347 | 457,406 | 1,116,010 | 1,542,821 | 375 | 550 | 34,387,900 | 625 | 750 | 5,143,201 | 156,366 | 2,221,170 | 354,094 | 28,049,666 | 550 | 640 | 4,270,703 | 956,432 | 215,331,576 | 7.43 |
| 1/23/2021 | 130,328,004 | 2225 (\$2,N); 2248 (\$10,N); 2337 (\$50,N) - 1/18/2021 | 2,854,635 | 5.5 | 5 | 859,729 | 5,248,587 | 455,430 | 1,116,633 | 1,430,855 | 775 | 200 | 50,219,864 | 865 | 1,000 | 7,672,170 | 175,485 | 2,213,956 | 349,317 | 20,614,057 | 730 | 20 | 3,237,588 | 1,056,236 | 227,832,546 | 7.86 |
| 1/30/2021 | 130,076,595 | 0 | 2,267,923 | 5.25 | 5.5 | 677,097 | 5,414,881 | 465,808 | 1,098,548 | 1,224,844 | 225 | 400 | 4,368,506 | 20 | 25 | 810,915 | 18,492 | 2,267,693 | 363,862 | 3,949,134 | 20 | 30 | 743,690 | 1,021,126 | 154,769,113 | 5.34 |
| 2/6/2021 | 136,640,103 | 2286 (\$5,N); 2320 (\$10,N); 2287 (\$20,N) - 2/01/2021 | 2,252,119 | 5.75 | 6 | 673,758 | 5,677,801 | 514,876 | 1,071,864 | 1,090,903 | 200 | 225 | 4,388,106 | 42 | 54 | 827,049 | 18,894 | 2,375,733 | 386,945 | 3,706,518 | 20 | 30 | 714,026 | 994,620 | 161,333,314 | 5.56 |
| 2/13/2021 | 124,939,795 | 2332 (\$5,N) - 2/08/2021 | 2,108,169 | 6.25 | 5 | 636,326 | 5,265,638 | 465,699 | 1,038,219 | 1,111,007 | 375 | 200 | 4,321,272 | 68 | 82 | 801,838 | 17,778 | 2,204,451 | 359,555 | 3,696,324 | 42 | 56 | 700,621 | 910,038 | 148,576,729 | 5.12 |
| 2/20/2021 | 75,402,427 | 2283 (\$2,N); 2205 (\$5,N); 2284 (\$10,N) - 2/15/2021 | 1,346,012 | 5.25 | 5.5 | 420,851 | 3,001,271 | 263,647 | 615,676 | 555,491 | 225 | 350 | 2,153,178 | 96 | 20 | 418,638 | 8,724 | 1,320,841 | 211,672 | 2,445,944 | 66 | 78 | 471,947 | 449,632 | 89,085,950 | 3.07 |
| 2/27/2021 | 126,573,041 | 2239 (\$2,N); 2234 (\$3,N) - 2/22/2021 | 2,036,028 | 5.75 | 6 | 622,806 | 5,346,441 | 460,592 | 1,002,687 | 1,469,957 | 375 | 575 | 3,257,734 | 22 | 30 | 642,660 | 12,831 | 2,332,579 | 375,784 | 4,171,404 | 90 | 106 | 785,207 | 873,145 | 149,962,896 | 5.17 |

