



## *WEEKLY SALES SUMMARY*

Unaudited

**Week Ending: 7/27/2024**

**Texas Lottery Commission**  
**Fiscal Year to Date Sales Comparison**  
**Unaudited**

Through the Week Ending: 7/27/2024 (48 weeks)

Sales by Game	FY 2022*	FY 2023**	FY 2024	\$ Change		% Change	
				FY 2024 to FY 2022	FY 2024 to FY 2023 to	FY 2024 to FY 2022	FY 2024 to FY 2023 to
Scratch Tickets	\$ 6,152,851,969	\$ 6,165,964,819	\$ 6,035,374,893	\$ -117,477,076	\$ -130,589,926	-1.9%	-2.1%
Lotto Texas	112,779,353	178,210,870	124,894,775	12,115,422	-53,316,095	10.7%	-29.9%
Lotto Extra	35,908,525	48,190,311	44,324,483	8,415,958	-3,865,828	23.4%	-8.0%
Pick 3	249,631,890	244,141,845	242,348,976	-7,282,914	-1,792,869	-2.9%	-0.7%
Pick 3 Fireball	23,907,101	25,116,295	26,784,903	2,877,803	1,668,609	12.0%	6.6%
Cash Five	45,615,854	46,397,760	46,734,648	1,118,794	336,888	2.5%	0.7%
Texas Two Step	57,703,043	58,084,982	58,528,473	825,430	443,491	1.4%	0.8%
Mega Millions	314,275,034	363,689,724	274,576,303	-39,698,731	-89,113,421	-12.6%	-24.5%
Megaplier	55,656,705	67,164,646	54,713,694	-943,011	-12,450,952	-1.7%	-18.5%
MM Just the Jackpot	1,232,493	1,221,384	833,135	-399,358	-388,249	-32.4%	-31.8%
Daily 4	112,440,210	113,142,621	116,270,458	3,830,248	3,127,837	3.4%	2.8%
Daily 4 Fireball	21,579,995	22,220,019	24,576,175	2,996,181	2,356,156	13.9%	10.6%
Powerball	324,193,274	484,678,943	444,650,671	120,457,397	-40,028,272	37.2%	-8.3%
Power Play	58,668,899	90,214,653	87,426,107	28,757,208	-2,788,547	49.0%	-3.1%
All or Nothing	41,026,808	46,638,688	48,326,010	7,299,202	1,687,322	17.8%	3.6%
<b>Total</b>	<b>\$ 7,607,471,152</b>	<b>\$ 7,955,077,560</b>	<b>\$ 7,630,363,703</b>	<b>\$ 22,892,552</b>	<b>\$ -324,713,857</b>	<b>0.3%</b>	<b>-4.1%</b>

\* 2 extra days

\*\*1 extra day

**Texas Lottery Commission**  
**Fiscal Year Over Year Change in Sales**  
**Unaudited**  
**FY 2024 Compared to FY 2023**

		SCRATCH TICKETS				DRAW GAMES				TOTAL SALES			
Week	FY 2024 Week Ending	FY 2024	FY 2023	Difference	% change - Cumulative Sales	FY 2024	FY 2023	Difference	% change - Cumulative Sales	FY 2024	FY 2023	Difference	% change - Cumulative Sales
1	9/2/2023*	\$38,978,519	\$59,864,056	(\$20,885,537)	-34.9%	\$10,637,832	\$12,762,710	(\$2,124,879)	-16.6%	\$49,616,351	\$72,626,766	(\$23,010,416)	-31.7%
2	9/9/2023	\$117,746,228	\$120,501,630	(\$2,755,402)	-2.3%	\$30,027,540	\$24,647,158	\$5,380,382	21.8%	\$147,773,768	\$145,148,788	\$2,624,980	1.8%
3	9/16/2023	\$119,921,752	\$121,755,487	(\$1,833,735)	-1.5%	\$32,110,344	\$25,823,942	\$6,286,402	24.3%	\$152,032,096	\$147,579,429	\$4,452,667	3.0%
4	9/23/2023	\$117,226,710	\$120,099,401	(\$2,872,691)	-2.4%	\$35,718,110	\$26,359,797	\$9,358,314	35.5%	\$152,944,820	\$146,459,198	\$6,485,623	4.4%
5	9/30/2023	\$120,793,331	\$125,323,123	(\$4,529,792)	-3.6%	\$46,419,217	\$27,923,098	\$18,496,119	66.2%	\$167,212,548	\$153,246,221	\$13,966,327	9.1%
6	10/7/2023	\$124,167,291	\$127,162,182	(\$2,994,891)	-2.4%	\$73,290,479	\$29,192,379	\$44,098,100	151.1%	\$197,457,770	\$156,354,561	\$41,103,209	26.3%
7	10/14/2023	\$121,390,056	\$124,858,888	(\$3,468,832)	-2.8%	\$64,809,497	\$32,714,985	\$32,094,513	98.1%	\$186,199,553	\$157,573,873	\$28,625,681	18.2%
8	10/21/2023	\$119,876,918	\$124,123,288	(\$4,246,370)	-3.4%	\$25,121,369	\$30,228,913	(\$5,107,544)	-16.9%	\$144,998,287	\$154,352,201	(\$9,353,914)	-6.1%
9	10/28/2023	\$119,251,289	\$124,664,414	(\$5,413,125)	-4.3%	\$26,497,085	\$51,451,925	(\$24,954,840)	-48.5%	\$145,748,374	\$176,116,339	(\$30,367,965)	-17.2%
10	11/4/2023	\$120,899,631	\$130,564,295	(\$9,664,664)	-7.4%	\$26,966,850	\$130,071,730	(\$103,104,880)	-79.3%	\$147,866,481	\$260,636,025	(\$112,769,544)	-43.3%
11	11/11/2023	\$124,357,490	\$125,975,136	(\$1,617,646)	-1.3%	\$27,951,994	\$79,522,011	(\$51,570,017)	-64.8%	\$152,309,484	\$205,497,147	(\$53,187,663)	-25.9%
12	11/18/2023	\$122,472,423	\$126,256,926	(\$3,784,503)	-3.0%	\$28,397,507	\$26,419,204	\$1,978,303	7.5%	\$150,869,930	\$152,676,130	(\$1,806,201)	-1.2%
13	11/25/2023	\$122,802,742	\$118,113,088	\$4,689,654	4.0%	\$28,252,450	\$25,156,447	\$3,096,003	12.3%	\$151,055,192	\$143,269,535	\$7,785,657	5.4%
14	12/2/2023	\$129,836,541	\$123,893,014	\$5,943,527	4.8%	\$30,176,458	\$27,636,806	\$2,539,653	9.2%	\$160,012,999	\$151,529,820	\$8,483,180	5.6%
15	12/9/2023	\$124,603,445	\$122,961,661	\$1,641,784	1.3%	\$30,970,299	\$27,612,493	\$3,357,806	12.2%	\$155,573,744	\$150,574,154	\$4,999,590	3.3%
16	12/16/2023	\$124,125,352	\$125,411,864	(\$1,286,512)	-1.0%	\$30,309,108	\$28,618,652	\$1,690,456	5.9%	\$154,434,460	\$154,030,516	\$403,944	0.3%
17	12/23/2023	\$132,017,161	\$128,542,216	\$3,474,945	2.7%	\$35,542,727	\$31,843,485	\$3,699,242	11.6%	\$167,559,888	\$160,385,701	\$7,174,187	4.5%
18	12/30/2023	\$137,579,889	\$140,490,134	(\$2,910,245)	-2.1%	\$44,917,574	\$45,788,139	(\$870,565)	-1.9%	\$182,497,463	\$186,278,273	(\$3,780,810)	-2.0%
19	1/6/2024	\$131,759,760	\$136,749,859	(\$4,990,099)	-3.6%	\$34,501,857	\$60,156,630	(\$25,654,773)	-42.6%	\$166,261,617	\$196,906,489	(\$30,644,872)	-15.6%
20	1/13/2024	\$127,983,080	\$135,623,611	(\$7,640,531)	-5.6%	\$26,580,291	\$89,577,192	(\$62,996,901)	-70.3%	\$154,563,371	\$225,200,803	(\$70,637,432)	-31.4%
21	1/20/2024	\$115,886,326	\$132,683,417	(\$16,797,091)	-12.7%	\$24,986,950	\$31,496,601	(\$6,509,651)	-20.7%	\$140,873,276	\$164,180,018	(\$23,306,742)	-14.2%
22	1/27/2024	\$123,239,175	\$131,666,658	(\$8,427,483)	-6.4%	\$26,358,979	\$33,010,505	(\$6,651,526)	-20.1%	\$149,598,154	\$164,677,163	(\$15,079,009)	-9.2%
23	2/3/2024	\$129,552,953	\$125,434,757	\$4,118,196	3.3%	\$28,985,243	\$35,485,741	(\$6,500,499)	-18.3%	\$158,538,196	\$160,920,498	(\$2,382,303)	-1.5%
24	2/10/2024	\$133,732,466	\$135,016,081	(\$1,283,615)	-1.0%	\$29,421,493	\$31,105,415	(\$1,683,922)	-5.4%	\$163,153,959	\$166,121,496	(\$2,967,537)	-1.8%
25	2/17/2024	\$132,311,579	\$134,818,743	(\$2,507,164)	-1.9%	\$29,986,701	\$26,655,983	\$3,330,718	12.5%	\$162,298,280	\$161,474,726	\$823,554	0.5%
26	2/24/2024	\$132,789,940	\$136,252,327	(\$3,462,387)	-2.5%	\$32,053,481	\$27,961,344	\$4,092,138	14.6%	\$164,843,421	\$164,213,671	\$629,751	0.4%
27	3/2/2024	\$140,014,976	\$142,406,081	(\$2,391,105)	-1.7%	\$36,048,898	\$29,593,236	\$6,455,662	21.8%	\$176,063,874	\$171,999,317	\$4,064,557	2.4%
28	3/9/2024	\$139,381,071	\$138,137,807	\$1,243,264	0.9%	\$37,865,362	\$28,554,021	\$9,311,342	32.6%	\$177,246,433	\$166,691,828	\$10,554,606	6.3%
29	3/16/2024	\$135,122,488	\$137,152,270	(\$2,029,782)	-1.5%	\$41,791,634	\$28,741,934	\$13,049,700	45.4%	\$176,914,122	\$165,894,204	\$11,019,918	6.6%
30	3/23/2024	\$137,726,063	\$137,487,217	\$238,846	0.2%	\$57,194,799	\$29,782,813	\$27,411,986	92.0%	\$194,920,862	\$167,270,030	\$27,650,832	16.5%
31	3/30/2024	\$141,104,504	\$139,775,264	\$1,329,240	1.0%	\$59,818,632	\$32,144,744	\$27,673,888	86.1%	\$200,923,136	\$171,920,008	\$29,003,128	16.9%
32	4/6/2024	\$137,394,802	\$139,715,002	(\$2,320,200)	-1.7%	\$66,283,915	\$32,524,745	\$33,759,170	103.8%	\$203,678,717	\$172,239,747	\$31,438,970	18.3%
33	4/13/2024	\$134,916,822	\$136,238,448	(\$1,321,626)	-1.0%	\$26,874,892	\$38,094,234	(\$11,219,342)	-29.5%	\$161,791,714	\$174,332,682	(\$12,540,968)	-7.2%
34	4/20/2024	\$133,976,232	\$134,368,184	(\$391,952)	-0.3%	\$27,066,736	\$53,465,618	(\$26,398,883)	-49.4%	\$161,042,968	\$187,833,802	(\$26,790,835)	-14.3%
35	4/27/2024	\$134,565,327	\$136,494,447	(\$1,929,120)	-1.4%	\$27,901,309	\$23,302,074	\$4,599,236	19.7%	\$162,466,636	\$159,796,521	\$2,670,116	1.7%
36	5/4/2024	\$137,482,260	\$138,630,301	(\$1,148,041)	-0.8%	\$29,412,500	\$24,144,165	\$5,268,335	21.8%	\$166,894,760	\$162,774,466	\$4,120,294	2.5%
37	5/11/2024	\$131,053,687	\$135,810,888	(\$4,757,201)	-3.5%	\$29,057,528	\$24,252,558	\$4,804,970	19.8%	\$160,111,215	\$160,063,446	\$47,769	0.0%
38	5/18/2024	\$131,034,564	\$132,970,513	(\$1,935,949)	-1.5%	\$27,768,764	\$24,785,120	\$2,983,644	12.0%	\$158,803,328	\$157,755,633	\$1,047,695	0.7%
39	5/25/2024	\$128,284,725	\$131,404,006	(\$3,119,281)	-2.4%	\$28,642,753	\$25,026,866	\$3,615,887	14.4%	\$156,927,478	\$156,430,872	\$496,606	0.3%
40	6/1/2024	\$126,138,448	\$130,371,617	(\$4,233,169)	-3.2%	\$29,657,921	\$25,992,060	\$3,665,861	14.1%	\$155,796,369	\$156,363,677	(\$567,308)	-0.4%
41	6/8/2024	\$126,987,877	\$127,029,947	(\$42,070)	0.0%	\$29,332,010	\$26,617,863	\$2,714,147	10.2%	\$156,319,887	\$153,647,810	\$2,672,077	1.7%
42	6/15/2024	\$123,804,834	\$123,222,493	\$582,341	0.5%	\$25,353,870	\$27,430,253	(\$2,076,383)	-7.6%	\$149,158,704	\$150,652,746	(\$1,494,042)	-1.0%

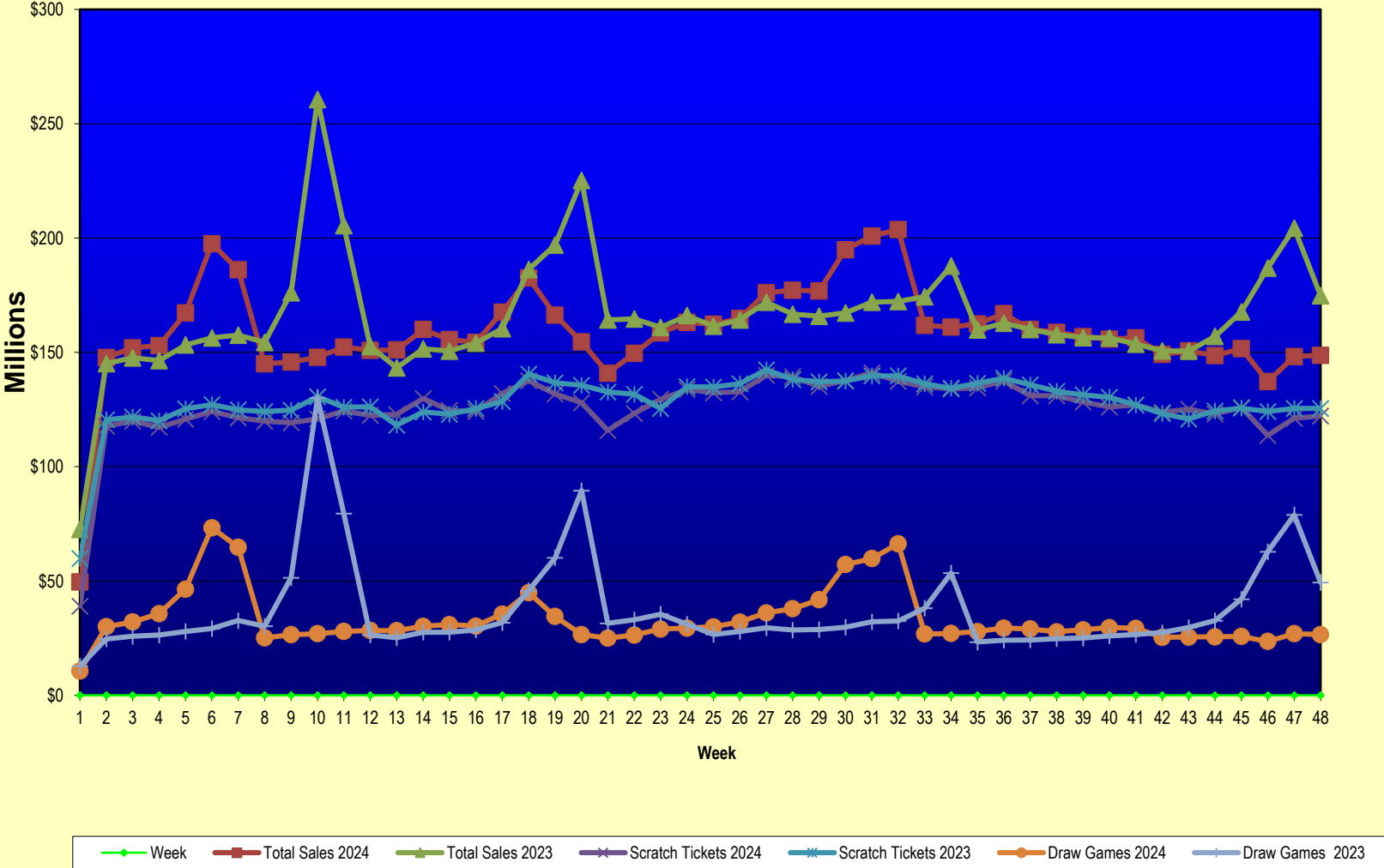
**Texas Lottery Commission**  
**Fiscal Year Over Year Change in Sales**  
**Unaudited**  
**FY 2024 Compared to FY 2023**

		SCRATCH TICKETS				DRAW GAMES				TOTAL SALES			
FY 2024		FY 2024	FY 2023	Difference	% change - Cumulative Sales	FY 2024	FY 2023	Difference	% change - Cumulative Sales	FY 2024	FY 2023	Difference	% change - Cumulative Sales
Week	Week Ending												
43	6/22/2024	\$125,135,883	\$120,916,477	\$4,219,406	3.5%	\$25,488,767	\$29,623,767	(\$4,135,001)	-14.0%	\$150,624,650	\$150,540,244	\$84,406	0.1%
44	6/29/2024	\$123,029,523	\$124,353,242	(\$1,323,719)	-1.1%	\$25,603,583	\$32,695,830	(\$7,092,247)	-21.7%	\$148,633,106	\$157,049,072	(\$8,415,966)	-5.4%
45	7/6/2024	\$125,938,835	\$125,626,401	\$312,434	0.2%	\$25,738,723	\$42,088,277	(\$16,349,554)	-38.8%	\$151,677,558	\$167,714,678	(\$16,037,120)	-9.6%
46	7/13/2024	\$113,657,940	\$124,153,252	(\$10,495,312)	-8.5%	\$23,579,294	\$62,805,046	(\$39,225,752)	-62.5%	\$137,237,234	\$186,958,298	(\$49,721,064)	-26.6%
47	7/20/2024	\$121,165,975	\$125,448,615	(\$4,282,640)	-3.4%	\$26,962,145	\$78,906,399	(\$51,944,254)	-65.8%	\$148,128,120	\$204,355,014	(\$56,226,894)	-27.5%
48	7/27/2024	\$122,156,010	\$125,446,091	(\$3,290,081)	-2.6%	\$26,553,351	\$49,317,844	(\$22,764,493)	-46.2%	\$148,709,361	\$174,763,935	(\$26,054,574)	-14.9%
49	8/3/2024		\$124,237,124				\$74,806,538				\$199,043,662		
50	8/10/2024		\$119,776,199				\$57,508,648				\$177,284,847		
51	8/17/2024		\$119,072,163				\$27,982,437				\$147,054,600		
52	8/24/2024		\$117,986,952				\$27,968,452				\$145,955,404		
	8/31/2023**		\$82,253,003				\$18,981,337				\$101,234,340		
Total thru Current Week		\$6,035,374,893	\$6,165,964,819	(\$130,589,926)	-2.1%	\$1,594,988,810	\$1,789,112,741	(\$194,123,931)	-10.9%	\$7,630,363,703	\$7,955,077,560	(\$324,713,857)	-4.1%
Fiscal Year Total		\$6,035,374,893	\$6,729,290,260			\$1,594,988,810	\$1,996,360,152			\$7,630,363,703	\$8,725,650,412		

\* FY 24 includes 2 days; FY 23 includes 3 days

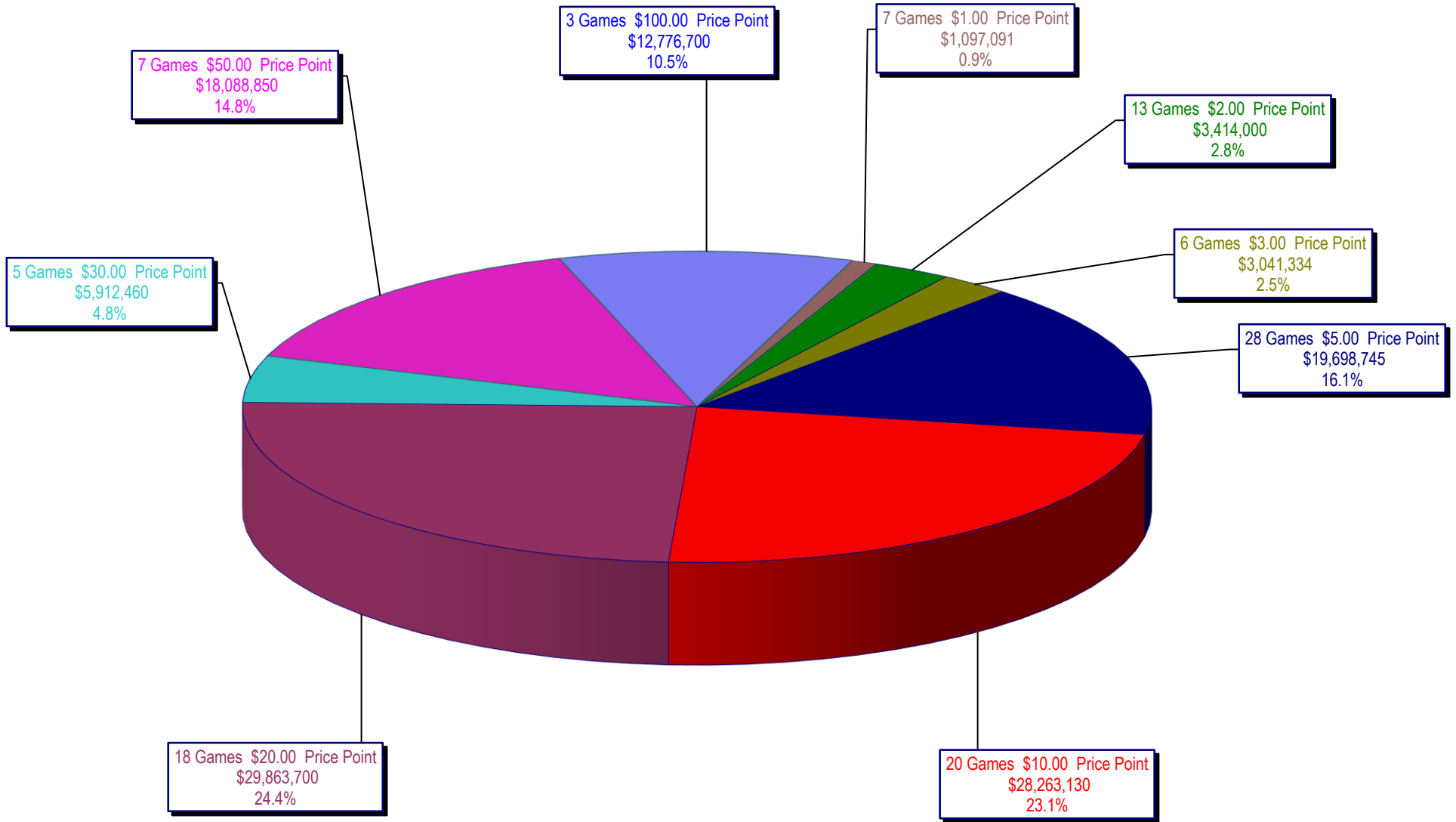
\*\* FY 24 includes 7 days; FY 23 includes 5 days

### Texas Lottery Commission Fiscal Year Over Year Change in Sales

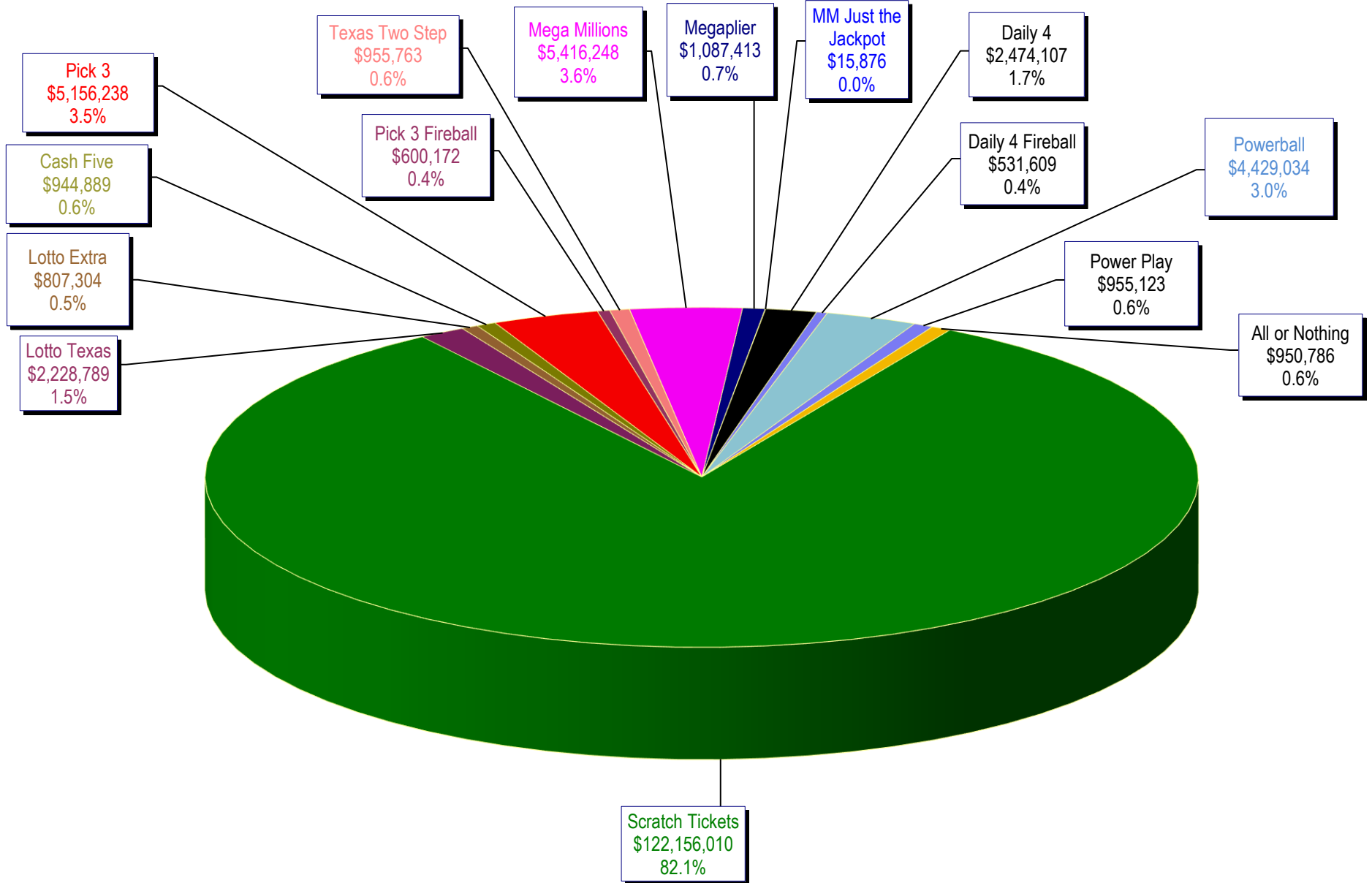


Note: Report is prepared on a Fiscal Year basis.

Texas Lottery Commission  
Scratch Ticket Sales  
For the Week Ending 7/27/2024  
(Unaudited)



**Texas Lottery Commission**  
**All Game Sales**  
**For the Week Ending 7/27/2024**  
**(Unaudited)**





Texas Lottery Commission - Weekly Sales Summary for FY 2024 (Unaudited)

Week Ended	Scratch Tickets	New Games & Dates	Lotto Texas	M	Jackpot W	S	Lotto Extra	Pick 3	Pick 3 Fireball	Cash Five	Texas Two Step	Jackpot M	TH	Mega Millions	Jackpot T	F	Megaplier	MM Just the Jackpot	Daily 4	Daily 4 Fireball	Powerball	M	Jackpot W	S	Power Play	All or Nothing	Total	Per Cap.
9/02/2023*	121,231,522	0	2,253,707	6	6.25	5	806,853	5,115,216	535,843	1,022,024	1,199,462	325	475	3,770,466	67	85	794,471	14,985	2,408,116	490,001	8,499,070	363	386	420	1,662,056	1,046,900	150,850,691	5.02
9/9/2023	117,746,228	2519 (\$1.N); 2520 (\$5.N); 2521 (\$10.N); 2522 (\$20.N) - 9/05/2023	2,217,512	5.25	5.5	5.75	796,196	4,961,703	525,645	967,387	867,203	200	225	4,077,812	101	122	838,741	14,928	2,330,636	472,405	9,154,514	435	461	500	1,772,152	1,030,706	147,773,768	4.92
9/16/2023	119,921,752	0	2,284,115	6	6.25	6.5	820,754	4,988,859	537,610	962,509	904,070	200	225	4,290,656	141	162	880,334	15,419	2,320,256	484,657	10,591,773	522	550	596	2,012,334	1,016,998	152,032,096	5.06
9/23/2023	117,226,710	2523 (\$2.N); 2524 (\$5.N); 2502 (\$5.N); 2525 (\$10.N) - 9/18/2023	2,361,555	6.75	7	7.25	848,802	4,809,560	495,391	957,806	1,246,614	325	475	4,718,611	183	205	950,556	15,198	2,242,828	449,210	13,199,208	638	672	750	2,442,060	980,712	152,944,820	5.09
9/30/2023	120,793,331	0	2,554,465	7.5	7.75	8	924,241	4,940,570	522,891	976,368	1,814,187	650	850	5,655,684	230	267	1,126,913	17,259	2,346,398	491,579	20,319,168	785	850	960	3,722,744	1,006,750	167,212,548	5.57
10/7/2023	124,167,291	2526 (\$5.N); 2527 (\$10.N); 2490 (\$20.N) - 10/02/2023	2,970,573	8.25	8.75	10	1,087,150	5,181,885	556,171	1,020,589	2,623,680	1,125	1,450	7,089,816	315	360	1,426,905	21,744	2,395,066	525,652	40,065,201	1,04	1.2	1.4	7,258,129	1,067,919	197,457,770	6.58
10/14/2023	121,390,056	0	3,044,842	10.75	11.5	12.25	1,097,779	4,906,803	520,636	1,012,051	2,832,493	1,850	2,250	4,648,107	20	48	972,909	16,638	2,345,082	505,355	35,325,559	1.55	1.72	20	6,493,746	1,087,499	186,199,553	6.20
10/21/2023	119,876,918	2492 (\$2.N); 2529 (\$5.N); 2513 (\$20.N) - 10/16/2023	2,706,177	12.75	13.5	14.5	947,106	4,827,419	501,564	973,239	1,013,503	200	225	3,907,208	69	91	817,237	13,440	2,269,150	469,393	4,647,708	34	49	70	1,003,584	1,024,642	144,998,287	4.83
10/28/2023	119,251,289	0	2,736,658	15.25	16	16.75	952,858	4,892,564	519,445	970,220	1,381,345	350	550	4,228,565	114	137	871,942	14,565	2,278,465	477,410	5,104,736	85	100	125	1,082,203	986,110	145,748,374	4.85
11/4/2023	120,899,631	2530 (\$1.N); 2531 (\$3.N); 2532 (\$5.N); 2533 (\$10.N) - 10/30/2023	2,774,593	17.25	18	18.75	968,573	5,068,551	545,170	988,935	987,215	200	225	4,344,124	159	181	884,315	13,365	2,385,545	498,499	5,353,098	137	152	173	1,126,740	1,028,128	147,866,481	4.92
11/11/2023	124,357,490	2386 (\$10.N) - 11/06/2023	2,868,566	19	19.75	20.25	1,002,534	5,063,303	529,981	992,764	1,016,517	325	200	4,658,152	196	223	936,072	14,091	2,395,651	494,259	5,770,505	179	196	220	1,192,901	1,016,698	152,309,484	5.07
11/18/2023	122,472,423	2534 (\$5.N); 2535 (\$20.N); 2536 (\$50.N) - 11/15/2023	2,910,940	21	21.75	22.5	1,022,082	5,077,826	528,359	990,208	1,053,795	225	350	4,647,775	245	267	927,247	14,403	2,478,541	513,452	6,004,298	235	255	280	1,234,233	994,348	150,869,930	5.02
11/25/2023	122,802,742	0	2,902,347	22.75	23.5	24.25	1,023,727	4,851,691	500,742	956,055	812,835	200	200	4,660,226	289	308	927,361	14,535	2,379,630	495,328	6,463,988	295	313	340	1,313,430	950,556	151,055,192	5.03
12/2/2023	129,836,541	0	3,020,031	24.75	25.75	26.25	1,041,849	5,141,300	553,867	1,003,246	910,352	200	225	5,065,982	335	355	1,005,245	14,733	2,455,338	519,187	7,032,687	352	374	400	1,408,584	1,004,058	160,012,999	5.33
12/9/2023	124,603,445	2552 (\$2.N); 2537 (\$5.N); 2514 (\$20.N) - 12/04/2023	3,036,645	26.75	27.5	28	1,037,773	5,070,359	538,283	996,114	913,402	200	225	5,112,338	377	395	1,012,863	14,559	2,488,220	530,002	7,704,740	412	435	468	1,522,543	992,459	155,573,744	5.18
12/16/2023	124,125,352	0	3,128,805	28.75	29.5	30	1,062,956	4,995,753	541,127	979,960	890,998	200	225	3,089,830	20	28	651,842	9,747	2,460,065	524,980	9,233,204	477	500	535	1,761,279	978,562	154,434,460	5.14
12/23/2023	132,017,161	2322 (\$2.N); 2509 (\$5.N); 2480 (\$5.N) - 12/18/2023	3,408,183	30.25	30.75	31.5	1,157,890	5,215,281	557,252	1,009,232	908,261	200	200	3,610,534	41	57	752,074	11,445	2,583,411	541,790	12,447,608	543	572	620	2,305,833	1,033,934	167,559,888	5.58
12/30/2023	137,579,889	0	3,566,326	32	32.75	34	1,225,532	5,153,383	559,885	1,003,854	997,422	225	325	4,199,082	73	92	870,053	12,774	2,476,129	511,393	19,661,212	638	700	760	3,656,579	1,023,952	182,497,463	6.08
1/6/2024	131,759,760	2541 (\$1.N); 2542 (\$3.N); 2543 (\$5.N); 2544 (\$10.N); 2545 (\$20.N) - 1/02/2024	2,359,660	5	5.25	5.5	850,348	5,371,513	588,851	1,035,283	947,985	200	225	4,845,368	114	140	1,002,927	15,876	2,429,867	510,099	11,230,116	810	20	35	2,234,993	1,078,972	166,261,617	5.54
1/13/2024	127,983,080	0	2,310,911	5.75	6	6.25	828,902	5,127,544	559,478	1,007,711	997,112	325	200	4,949,475	165	187	996,617	15,534	2,403,333	504,487	4,813,544	46	60	77	1,031,536	1,034,108	154,563,371	5.15
1/20/2024	115,886,326	2546 (\$2.N); 2508 (\$3.N); 2547 (\$5.N) - 1/16/2024	2,138,848	6.5	6.75	7	769,500	4,643,654	515,512	935,245	950,110	225	350	4,715,057	208	236	937,314	14,088	2,220,351	467,373	4,724,351	88	102	120	1,001,674	953,874	140,873,276	4.69
1/27/2024	123,239,175	0	2,286,490	7.25	7.5	7.75	819,394	4,810,908	538,277	969,129	870,715	200	225	5,020,900	262	285	989,800	15,648	2,303,868	479,915	5,157,370	133	145	164	1,080,672	1,015,894	149,598,154	4.98
2/3/2024	129,552,953	0	2,400,266	8	8.25	8.5	861,675	5,345,906	609,269	1,011,443	875,267	200	200	5,791,029	311	333	1,147,441	18,162	2,565,531	544,626	5,591,532	174	188	206	1,167,772	1,055,324	158,538,196	5.28
2/10/2024	133,732,466	2550 (\$5.N); 2560 (\$10.N); 2495 (\$20.N); 2588 (\$100.N) - 2/05/2024	2,454,105	8.75	9.25	10	875,809	5,194,149	570,880	1,004,469	1,096,066	225	350	5,907,547	365	394	1,146,293	19,296	2,450,964	513,450	5,934,322	214	228	248	1,227,205	1,026,938	163,153,959	5.43
2/17/2024	132,311,579	0	2,466,886	10.5	11	12	882,297	5,177,106	577,999	990,479	1,034,702	500	200	6,301,736	425	457	1,221,577	19,833	2,454,699	507,049	6,066,752	270	285	306	1,255,236	1,030,350	162,298,280	5.40
2/24/2024	132,789,940	2388 (\$2.N); 2553 (\$5.N); 2563 (\$10.N) - 2/19/2024	2,559,880	12.25	13	13.75	919,686	5,267,764	588,620	991,686	922,539	200	225	7,185,965	493	525	1,365,008	22,437	2,552,384	528,897	6,721,619	330	348	376	1,380,925	1,046,072	164,843,421	5.49



