



WEEKLY SALES SUMMARY

Unaudited

Week Ending: 8/05/2023

Texas Lottery Commission
Fiscal Year to Date Sales Comparison
Unaudited

Through the Week Ending: 8/05/2023 (49 weeks)

Sales by Game	FY 2021*	FY 2022**	FY 2023	\$ Change		% Change	
				FY 2023 to FY 2021	FY 2023 to FY 2022 to	FY 2023 to FY 2021	FY 2023 to FY 2022 to
Scratch Tickets	\$ 6,206,590,626	\$ 6,282,685,990	\$ 6,290,201,943	\$ 83,611,317	\$ 7,515,953	1.3%	0.1%
Lotto Texas	121,280,576	115,272,685	181,277,703	59,997,127	66,005,018	49.5%	57.3%
Lotto Extra	35,932,150	36,721,091	49,289,892	13,357,742	12,568,801	37.2%	34.2%
Pick 3	267,548,321	254,926,790	249,552,024	-17,996,298	-5,374,766	-6.7%	-2.1%
Pick 3 Fireball	23,801,116	24,425,333	25,697,137	1,896,021	1,271,805	8.0%	5.2%
Cash Five	48,296,572	46,650,834	47,440,916	-855,656	790,082	-1.8%	1.7%
Texas Two Step	63,272,883	60,576,954	59,285,425	-3,987,458	-1,291,529	-6.3%	-2.1%
Mega Millions	306,573,416	318,143,574	405,250,877	98,677,461	87,107,303	32.2%	27.4%
Megaplier	52,294,100	56,433,968	74,849,065	22,554,965	18,415,097	43.1%	32.6%
MM Just the Jackpot	1,234,623	1,254,534	1,350,312	115,689	95,778	9.4%	7.6%
Daily 4	114,324,315	114,889,385	115,666,473	1,342,158	777,088	1.2%	0.7%
Daily 4 Fireball	18,832,843	22,071,372	22,741,268	3,908,426	669,896	20.8%	3.0%
Powerball	260,131,703	329,506,978	491,984,517	231,852,814	162,477,539	89.1%	49.3%
Power Play	45,514,959	59,729,479	91,750,532	46,235,573	32,021,053	101.6%	53.6%
All or Nothing	41,081,017	42,055,568	47,783,138	6,702,121	5,727,570	16.3%	13.6%
Total	\$ 7,606,709,219	\$ 7,765,344,534	\$ 8,154,121,221	\$ 547,412,002	\$ 388,776,688	7.2%	5.0%

* 2 extra days

**1 extra day

Texas Lottery Commission
Fiscal Year Over Year Change in Sales
Unaudited
FY 2023 Compared to FY 2022

		SCRATCH TICKETS				DRAW GAMES				TOTAL SALES			
FY 2023		FY 2023	FY 2022	Difference	% change - Cumulative Sales	FY 2023	FY 2022	Difference	% change - Cumulative Sales	FY 2023	FY 2022	Difference	% change - Cumulative Sales
Week	Week Ending												
1	9/3/2022*	\$59,864,056	\$73,465,895	(\$13,601,839)	-18.5%	\$12,762,710	\$19,754,024	(\$6,991,314)	-35.4%	\$72,626,766	\$93,219,919	(\$20,593,153)	-22.1%
2	9/10/2022	\$120,501,630	\$117,404,128	\$3,097,502	2.6%	\$24,647,158	\$30,567,724	(\$5,920,566)	-19.4%	\$145,148,788	\$147,971,852	(\$2,823,064)	-1.9%
3	9/17/2022	\$121,755,487	\$121,522,543	\$232,944	0.2%	\$25,823,942	\$34,044,343	(\$8,220,401)	-24.1%	\$147,579,429	\$155,566,886	(\$7,987,457)	-5.1%
4	9/24/2022	\$120,099,401	\$121,751,048	(\$1,651,647)	-1.4%	\$26,359,797	\$33,618,247	(\$7,258,450)	-21.6%	\$146,459,198	\$155,369,295	(\$8,910,097)	-5.7%
5	10/1/2022	\$125,323,123	\$127,128,919	(\$1,805,796)	-1.4%	\$27,923,098	\$41,420,853	(\$13,497,755)	-32.6%	\$153,246,221	\$168,549,772	(\$15,303,551)	-9.1%
6	10/8/2022	\$127,162,182	\$121,962,687	\$5,199,495	4.3%	\$29,192,379	\$31,994,174	(\$2,801,795)	-8.8%	\$156,354,561	\$153,956,861	\$2,397,700	1.6%
7	10/15/2022	\$124,858,888	\$121,035,307	\$3,823,581	3.2%	\$32,714,985	\$23,150,459	\$9,564,526	41.3%	\$157,573,873	\$144,185,766	\$13,388,107	9.3%
8	10/22/2022	\$124,123,288	\$121,223,866	\$2,899,422	2.4%	\$30,228,913	\$23,980,968	\$6,247,945	26.1%	\$154,352,201	\$145,204,834	\$9,147,367	6.3%
9	10/29/2022	\$124,664,414	\$121,466,419	\$3,197,995	2.6%	\$51,451,925	\$22,663,805	\$28,788,120	127.0%	\$176,116,339	\$144,130,224	\$31,986,115	22.2%
10	11/5/2022	\$130,564,295	\$123,385,510	\$7,178,785	5.8%	\$130,071,730	\$23,377,828	\$106,693,902	456.4%	\$260,636,025	\$146,763,338	\$113,872,687	77.6%
11	11/12/2022	\$125,975,136	\$124,592,327	\$1,382,809	1.1%	\$79,522,011	\$23,964,090	\$55,557,921	231.8%	\$205,497,147	\$148,556,417	\$56,940,730	38.3%
12	11/19/2022	\$126,256,926	\$129,630,920	(\$3,373,994)	-2.6%	\$26,419,204	\$24,189,686	\$2,229,519	9.2%	\$152,676,130	\$153,820,606	(\$1,144,476)	-0.7%
13	11/26/2022	\$118,113,088	\$121,428,296	(\$3,315,208)	-2.7%	\$25,156,447	\$24,228,401	\$928,047	3.8%	\$143,269,535	\$145,656,697	(\$2,387,162)	-1.6%
14	12/3/2022	\$123,893,014	\$128,910,581	(\$5,017,567)	-3.9%	\$27,636,806	\$26,157,280	\$1,479,526	5.7%	\$151,529,820	\$155,067,861	(\$3,538,041)	-2.3%
15	12/10/2022	\$122,961,661	\$127,275,950	(\$4,314,289)	-3.4%	\$27,612,493	\$27,055,024	\$557,470	2.1%	\$150,574,154	\$154,330,974	(\$3,756,820)	-2.4%
16	12/17/2022	\$125,411,864	\$130,658,440	(\$5,246,576)	-4.0%	\$28,618,652	\$28,123,755	\$494,897	1.8%	\$154,030,516	\$158,782,195	(\$4,751,679)	-3.0%
17	12/24/2022	\$128,542,216	\$134,332,326	(\$5,790,110)	-4.3%	\$31,843,485	\$30,887,402	\$956,083	3.1%	\$160,385,701	\$165,219,728	(\$4,834,027)	-2.9%
18	12/31/2022	\$140,490,134	\$143,781,256	(\$3,291,122)	-2.3%	\$45,788,139	\$46,057,933	(\$269,794)	-0.6%	\$186,278,273	\$189,839,189	(\$3,560,916)	-1.9%
19	1/7/2023	\$136,749,859	\$134,458,569	\$2,291,290	1.7%	\$60,156,630	\$47,708,392	\$12,448,238	26.1%	\$196,906,489	\$182,166,961	\$14,739,528	8.1%
20	1/14/2023	\$135,623,611	\$130,854,390	\$4,769,221	3.6%	\$89,577,192	\$26,705,000	\$62,872,192	235.4%	\$225,200,803	\$157,559,390	\$67,641,413	42.9%
21	1/21/2023	\$132,683,417	\$126,399,631	\$6,283,786	5.0%	\$31,496,601	\$27,056,221	\$4,440,380	16.4%	\$164,180,018	\$153,455,852	\$10,724,166	7.0%
22	1/28/2023	\$131,666,658	\$127,324,026	\$4,342,632	3.4%	\$33,010,505	\$27,834,789	\$5,175,716	18.6%	\$164,677,163	\$155,158,815	\$9,518,348	6.1%
23	2/4/2023	\$125,434,757	\$126,528,959	(\$1,094,202)	-0.9%	\$35,485,741	\$23,518,047	\$11,967,694	50.9%	\$160,920,498	\$150,047,006	\$10,873,492	7.2%
24	2/11/2023	\$135,016,081	\$132,565,722	\$2,450,359	1.8%	\$31,105,415	\$24,590,558	\$6,514,857	26.5%	\$166,121,496	\$157,156,280	\$8,965,216	5.7%
25	2/18/2023	\$134,818,743	\$132,003,180	\$2,815,563	2.1%	\$26,655,983	\$23,559,425	\$3,096,558	13.1%	\$161,474,726	\$155,562,605	\$5,912,121	3.8%
26	2/25/2023	\$136,252,327	\$130,903,763	\$5,348,564	4.1%	\$27,961,344	\$24,316,703	\$3,644,641	15.0%	\$164,213,671	\$155,220,466	\$8,993,205	5.8%
27	3/4/2023	\$142,406,081	\$144,124,385	(\$1,718,304)	-1.2%	\$29,593,236	\$25,610,526	\$3,982,711	15.6%	\$171,999,317	\$169,734,911	\$2,264,407	1.3%
28	3/11/2023	\$138,137,807	\$139,056,015	(\$918,208)	-0.7%	\$28,554,021	\$23,673,582	\$4,880,439	20.6%	\$166,691,828	\$162,729,597	\$3,962,231	2.4%
29	3/18/2023	\$137,152,270	\$136,794,720	\$357,550	0.3%	\$28,741,934	\$23,344,648	\$5,397,287	23.1%	\$165,894,204	\$160,139,368	\$5,754,837	3.6%
30	3/25/2023	\$137,487,217	\$134,238,655	\$3,248,562	2.4%	\$29,782,813	\$23,969,257	\$5,813,557	24.3%	\$167,270,030	\$158,207,912	\$9,062,119	5.7%
31	4/1/2023	\$139,775,264	\$138,671,383	\$1,103,881	0.8%	\$32,144,744	\$24,997,410	\$7,147,334	28.6%	\$171,920,008	\$163,668,793	\$8,251,215	5.0%
32	4/8/2023	\$139,715,002	\$131,487,411	\$8,227,591	6.3%	\$32,524,745	\$25,445,741	\$7,079,004	27.8%	\$172,239,747	\$156,933,152	\$15,306,595	9.8%
33	4/15/2023	\$136,238,448	\$132,169,684	\$4,068,764	3.1%	\$38,094,234	\$26,316,966	\$11,777,268	44.8%	\$174,332,682	\$158,486,650	\$15,846,032	10.0%
34	4/22/2023	\$134,368,184	\$128,765,378	\$5,602,806	4.4%	\$53,465,618	\$29,303,625	\$24,161,993	82.5%	\$187,833,802	\$158,069,003	\$29,764,799	18.8%
35	4/29/2023	\$136,494,447	\$131,124,620	\$5,369,827	4.1%	\$23,302,074	\$32,269,084	(\$8,967,011)	-27.8%	\$159,796,521	\$163,393,704	(\$3,597,184)	-2.2%
36	5/6/2023	\$138,630,301	\$132,440,406	\$6,189,895	4.7%	\$24,144,165	\$23,807,640	\$336,525	1.4%	\$162,774,466	\$156,248,046	\$6,526,420	4.2%
37	5/13/2023	\$135,810,888	\$126,717,376	\$9,093,512	7.2%	\$24,252,558	\$23,986,338	\$266,220	1.1%	\$160,063,446	\$150,703,714	\$9,359,732	6.2%
38	5/20/2023	\$132,970,513	\$138,370,954	(\$5,400,441)	-3.9%	\$24,785,120	\$24,758,230	\$26,890	0.1%	\$157,755,633	\$163,129,184	(\$5,373,551)	-3.3%
39	5/27/2023	\$131,404,006	\$137,931,040	(\$6,527,034)	-4.7%	\$25,026,866	\$24,771,857	\$255,009	1.0%	\$156,430,872	\$162,702,897	(\$6,272,026)	-3.9%
40	6/3/2023	\$130,371,617	\$134,270,237	(\$3,898,620)	-2.9%	\$25,992,060	\$25,322,690	\$669,370	2.6%	\$156,363,677	\$159,592,927	(\$3,229,251)	-2.0%
41	6/10/2023	\$127,029,947	\$130,068,755	(\$3,038,808)	-2.3%	\$26,617,863	\$26,377,217	\$240,646	0.9%	\$153,647,810	\$156,445,972	(\$2,798,163)	-1.8%
42	6/17/2023	\$123,222,493	\$127,666,392	(\$4,443,899)	-3.5%	\$27,430,253	\$27,328,191	\$102,062	0.4%	\$150,652,746	\$154,994,583	(\$4,341,838)	-2.8%

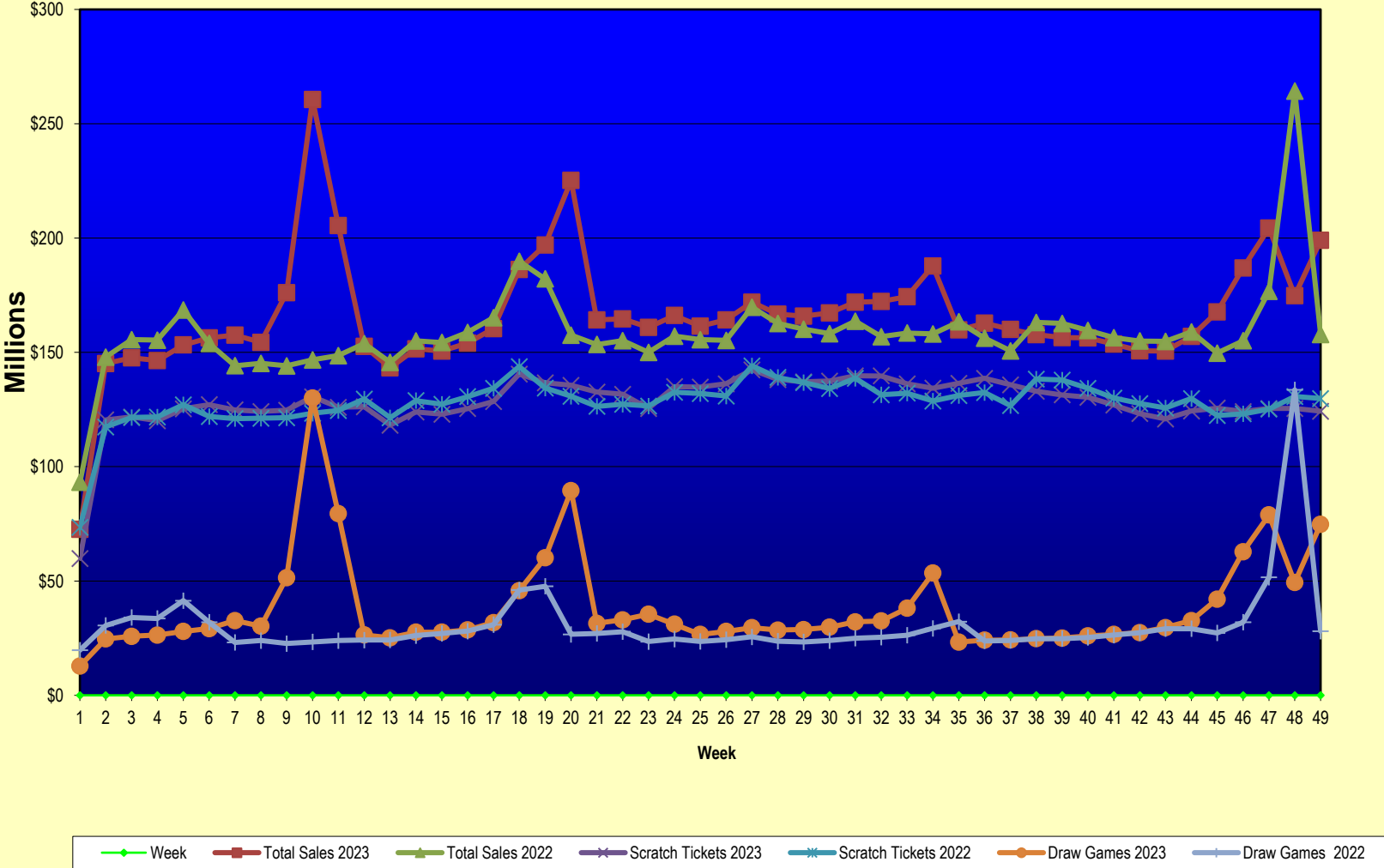
Texas Lottery Commission
Fiscal Year Over Year Change in Sales
Unaudited
FY 2023 Compared to FY 2022

		SCRATCH TICKETS				DRAW GAMES				TOTAL SALES			
FY 2023		FY 2023	FY 2022	Difference	% change - Cumulative Sales	FY 2023	FY 2022	Difference	% change - Cumulative Sales	FY 2023	FY 2022	Difference	% change - Cumulative Sales
Week	Week Ending												
43	6/24/2023	\$120,916,477	\$125,712,115	(\$4,795,638)	-3.8%	\$29,623,767	\$29,158,630	\$465,138	1.6%	\$150,540,244	\$154,870,745	(\$4,330,501)	-2.8%
44	7/1/2023	\$124,353,242	\$129,846,487	(\$5,493,245)	-4.2%	\$32,695,830	\$29,131,632	\$3,564,198	12.2%	\$157,049,072	\$158,978,119	(\$1,929,048)	-1.2%
45	7/8/2023	\$125,626,401	\$122,397,597	\$3,228,804	2.6%	\$42,088,277	\$27,312,076	\$14,776,201	54.1%	\$167,714,678	\$149,709,673	\$18,005,005	12.0%
46	7/15/2023	\$124,153,252	\$123,108,736	\$1,044,516	0.8%	\$62,805,046	\$31,993,516	\$30,811,530	96.3%	\$186,958,298	\$155,102,252	\$31,856,046	20.5%
47	7/22/2023	\$125,448,615	\$125,198,823	\$249,792	0.2%	\$78,906,399	\$51,611,547	\$27,294,852	52.9%	\$204,355,014	\$176,810,370	\$27,544,644	15.6%
48	7/29/2023	\$125,446,091	\$130,696,142	(\$5,250,051)	-4.0%	\$49,317,844	\$133,603,658	(\$84,285,815)	-63.1%	\$174,763,935	\$264,299,800	(\$89,535,866)	-33.9%
49	8/5/2023	\$124,237,124	\$129,834,021	(\$5,596,897)	-4.3%	\$74,806,538	\$28,039,361	\$46,767,177	166.8%	\$199,043,662	\$157,873,382	\$41,170,280	26.1%
50	8/12/2023		\$125,714,094				\$24,490,464				\$150,204,558		
51	8/19/2023		\$126,311,160				\$24,109,824				\$150,420,984		
52	8/26/2023		\$124,953,004				\$24,960,195				\$149,913,199		
	8/31/2023**		\$127,499,293				\$26,136,275				\$153,635,568		
Total thru Current Week		\$6,290,201,943	\$6,282,685,990	\$7,515,953	0.1%	\$1,863,919,278	\$1,482,658,544	\$381,260,735	25.7%	\$8,154,121,221	\$7,765,344,534	\$388,776,688	5.0%
Fiscal Year Total		\$6,290,201,943	\$6,787,163,541			\$1,863,919,278	\$1,582,355,301			\$8,154,121,221	\$8,369,518,842		

* FY 23 includes 3 days; FY 22 includes 4 days

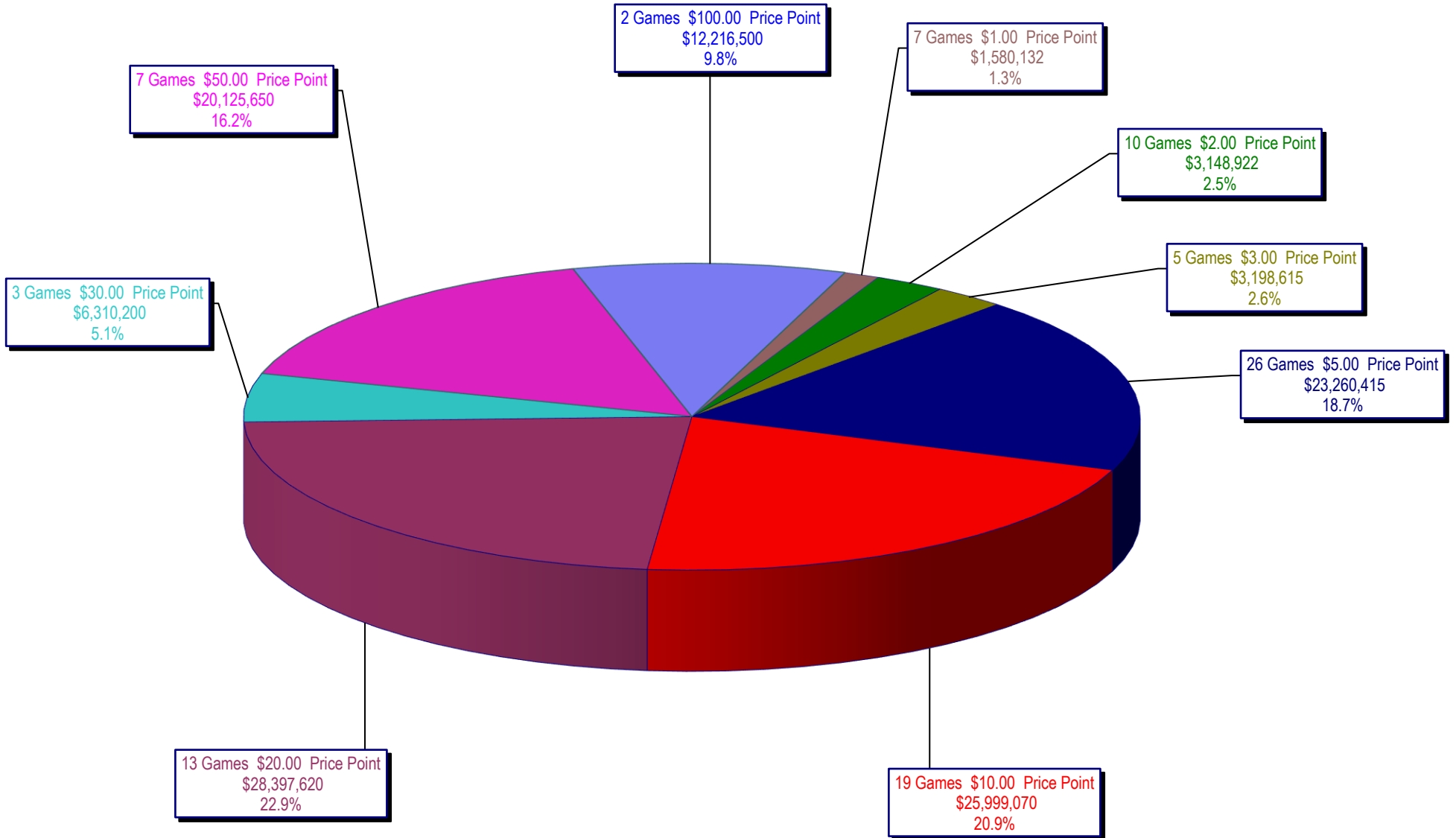
** FY 23 includes 5 days; FY 22 includes 4 days

Texas Lottery Commission Fiscal Year Over Year Change in Sales

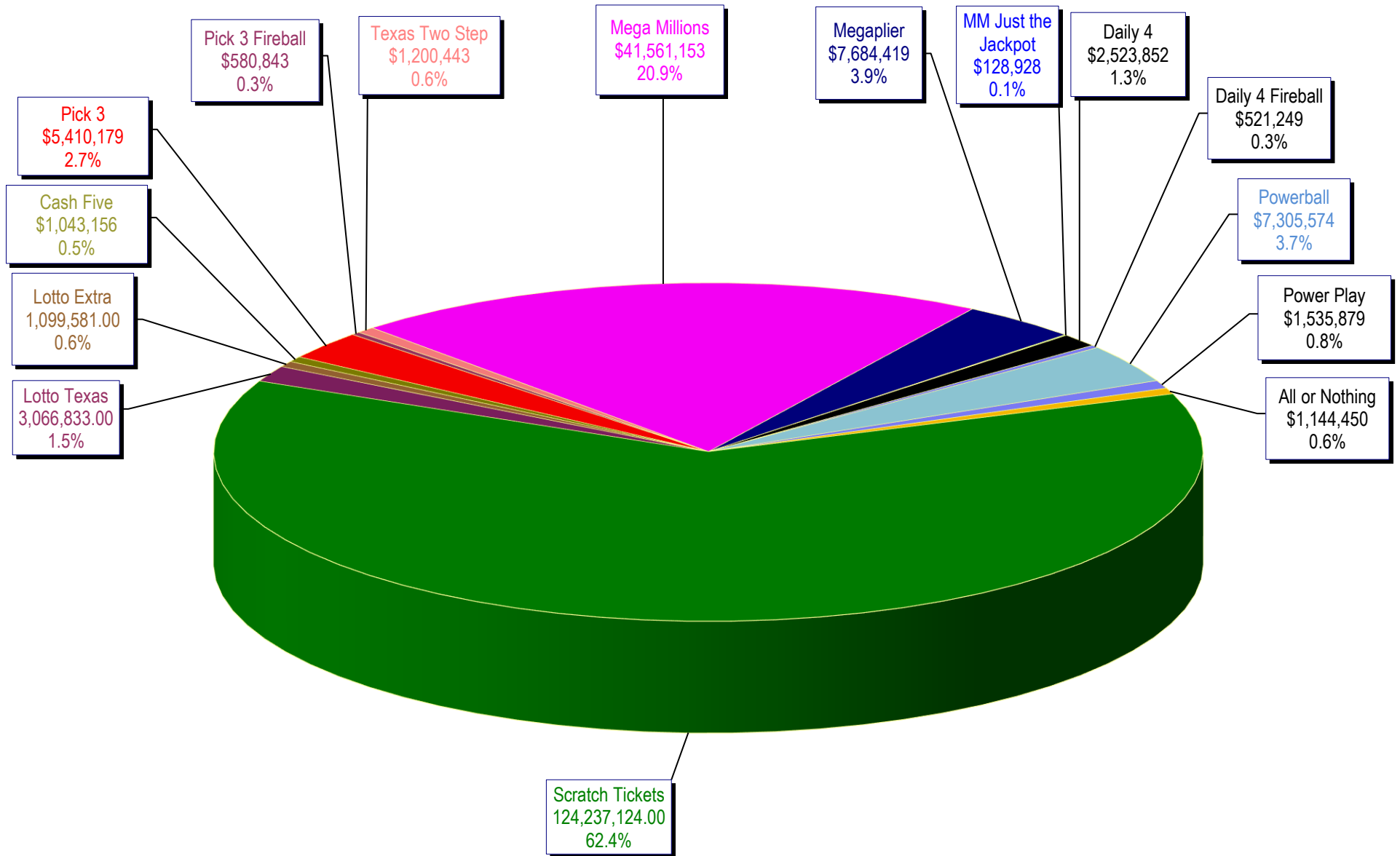


Note: Report is prepared on a Fiscal Year basis.

Texas Lottery Commission
Scratch Ticket Sales
For the Week Ending 8/05/2023
(Unaudited)



Texas Lottery Commission
All Game Sales
For the Week Ending 8/05/2023
(Unaudited)



Texas Lottery Commission - Weekly Sales Summary for FY 2023 (Unaudited)

Week Ended	Scratch Tickets	New Games & Dates	Lotto Texas	Jackpot			Lotto Extra	Pick 3	Pick 3 Fireball	Cash Five	Texas Two Step	Jackpot		Mega Millions	Jackpot		Megaplier	MM Just the Jackpot	Daily 4	Daily 4 Fireball	Powerball	Jackpot			Power Play	All or Nothing	Total	Per Cap.
				M	W	S						M	TH		T	F						M	W	S				
9/3/2022*	127,499,293	0	2,558,866	14	14.5	15.25	823,692	5,215,592	535,105	980,278	1,955,836	750	1,000	4,301,897	153	169	827,993	17,058	2,408,081	466,718	4,267,054	124	134	148	850,478	927,628	153,635,568	5.20
9/10/2022	120,501,630	2439 (\$1.N); 2440 (\$5.N); 2441 (\$10.N); 2442 (\$20.N) - 9/06/2022	2,547,499	16	16.5	17.25	817,596	5,010,278	503,186	929,324	903,719	200	200	4,360,980	191	210	823,405	17,496	2,254,310	434,697	4,303,954	159	170	186	841,929	898,786	145,148,788	4.92
9/17/2022	121,755,487	0	2,607,732	17.5	18.25	19	838,817	4,956,110	485,958	929,573	1,137,369	225	350	4,745,642	231	256	889,037	18,438	2,256,114	433,864	4,720,510	193	206	225	913,409	891,370	147,579,429	5.00
9/24/2022	120,099,401	2443 (\$2.N); 2434 (\$20.N) - 9/19/2022	2,059,231	5	5.25	5.5	692,529	4,825,210	469,810	923,140	1,696,556	525	725	5,161,506	277	301	960,299	20,160	2,197,930	425,403	5,067,650	238	251	270	976,168	884,206	146,459,198	4.96
10/1/2022	125,323,123	0	2,144,731	5.75	6	6.25	716,958	5,012,988	489,899	947,266	1,397,888	1,025	200	5,730,580	325	355	1,045,721	22,548	2,285,363	431,835	5,674,482	285	300	322	1,078,677	944,163	153,246,221	5.19
10/8/2022	127,162,182	2444 (\$5.N); 2422 (\$10.N) - 10/03/2022	2,199,468	6.5	6.75	7	733,492	4,992,034	478,304	966,733	1,160,029	225	350	6,434,630	380	410	1,155,663	25,683	2,278,134	428,641	6,234,116	336	353	378	1,171,879	933,574	156,354,561	5.30
10/15/2022	124,858,888	0	2,279,545	7.25	7.5	7.75	755,585	4,945,639	471,474	939,288	1,496,669	525	725	7,678,592	445	494	1,361,924	27,684	2,228,079	429,530	7,757,992	401	420	454	1,428,227	914,758	157,573,873	5.34
10/22/2022	124,123,288	2446 (\$2.N); 2431 (\$3.N); 2447 (\$5.N) - 10/17/2022	2,273,268	8	8.25	8.5	755,071	4,787,884	458,235	928,657	933,002	200	225	3,269,518	20	30	658,301	12,975	2,217,685	422,965	10,646,186	480	508	580	1,945,021	920,146	154,352,201	5.23
10/29/2022	124,664,414	0	2,559,733	8.75	9	9.5	873,388	4,793,301	473,837	947,392	1,285,567	350	500	4,332,761	45	64	856,434	17,364	2,237,757	434,676	26,982,026	625	700	825	4,717,208	940,482	176,116,339	5.96
11/5/2022	130,564,295	0	3,315,379	10	10.5	11.5	1,155,107	5,042,982	511,750	1,021,639	1,045,738	200	225	6,935,070	87	119	1,364,283	31,791	2,346,529	455,411	90,241,434	1	1.2	1.6	15,390,704	1,213,914	260,636,025	8.83
11/12/2022	125,975,136	2449 (\$1.N); 2450 (\$3.N); 2451 (\$5.N); 2452 (\$10.N) - 11/07/2022	2,969,620	12.25	13.25	14	1,016,241	5,006,242	499,786	996,455	1,379,888	375	550	6,517,092	154	189	1,287,464	30,696	2,333,947	455,922	47,738,450	1.9	20	47	8,175,233	1,114,976	205,497,147	6.96
11/19/2022	126,256,926	0	2,562,688	14.25	14.75	15.25	854,809	4,997,930	495,875	964,290	962,333	200	225	5,219,146	207	238	1,015,758	19,791	2,309,806	453,634	4,570,185	59.0	76	93	958,592	1,034,368	152,676,130	5.17
11/26/2022	118,113,088	0	2,534,552	15.75	16.25	16.75	848,363	4,775,427	470,220	922,474	910,163	350	200	5,250,528	259	284	1,005,466	19,716	2,262,552	427,795	3,945,006	20.0	30	48	828,829	955,358	143,269,535	4.85
12/3/2022	123,893,014	0	2,639,848	17.25	17.75	18.75	871,811	5,213,154	537,040	974,965	1,100,691	225	325	6,093,040	305	333	1,157,525	23,160	2,504,872	500,751	4,157,222	56.0	65	81	873,618	989,110	151,529,820	5.13
12/10/2022	122,961,661	2454 (\$5.N); 2432 (\$5.N); 2410 (\$10.N) - 12/05/2022	2,642,393	19	19.25	19.75	860,521	5,091,623	512,997	948,890	1,035,397	475	200	6,196,958	354	379	1,154,594	23,238	2,447,283	473,330	4,356,517	89.0	100	116	901,645	967,107	150,574,154	5.10
12/17/2022	125,411,864	0	2,789,230	20.25	20.75	21.5	900,557	4,917,000	480,706	950,436	885,980	225	200	6,979,386	400	429	1,252,972	24,684	2,476,752	466,443	4,606,668	124.0	134	149	942,886	944,952	154,030,516	5.22
12/24/2022	128,542,216	2453 (\$2.N); 2456 (\$5.N); 2460 (\$20.N) - 12/19/2022	2,904,520	22	22.75	24	945,911	4,937,573	479,773	957,992	1,070,720	225	350	8,821,446	465	510	1,552,635	28,935	2,424,676	466,615	5,270,291	158	170	186	1,052,568	929,831	160,385,701	5.43
12/31/2022	140,490,134	0	3,212,825	24.5	25.25	26.5	1,051,604	5,223,946	518,639	1,001,773	1,433,001	500	700	17,839,244	565	685	3,131,695	51,069	2,477,046	482,407	7,023,236	201	215	246	1,377,459	964,196	186,278,273	6.31
1/7/2023	136,749,859	2461 (\$1.N); 2462 (\$3.N); 2463 (\$5.N); 2464 (\$10.N); 2465 (\$20.N) - 1/02/2023	3,375,157	27.25	28	28.75	1,114,326	5,057,054	499,557	995,815	962,460	200	225	29,337,492	785	940	5,079,828	85,242	2,389,754	451,324	8,199,740	265	291	325	1,600,349	1,008,534	196,906,489	6.67
1/14/2023	135,623,611	0	3,746,560	29.25	29.75	30.75	1,242,203	5,130,357	530,720	1,022,148	1,442,397	350	525	51,149,154	1.1	1.35	8,857,974	145,428	2,384,814	459,804	10,416,083	340	360	404	2,022,189	1,027,362	225,200,803	7.63
1/21/2023	132,683,417	2469 (\$2.N); 2459 (\$5.N); 2455 (\$50.N) - 1/16/2023	3,541,574	31.25	32.25	33	1,148,822	5,032,619	513,429	976,351	1,194,001	700	200	3,843,074	20	20	778,498	15,309	2,334,485	453,639	8,958,828	416	439	473	1,727,966	978,006	164,180,018	5.56
1/28/2023	131,666,658	0	3,556,243	33.5	34.75	35.5	1,155,043	5,010,655	517,237	960,194	1,134,523	225	350	3,634,650	31	20	749,715	13,230	2,297,171	442,062	10,581,322	502	526	572	2,012,410	946,052	164,677,163	5.58
2/4/2023	125,434,757	0	3,383,874	36	36.75	37.5	1,120,209	4,998,509	526,721	935,899	1,518,549	500	650	3,464,652	31	20	721,773	13,563	2,260,764	441,182	12,780,656	613	653	700	2,408,371	911,020	160,920,498	5.45
2/11/2023	135,016,081	2497 (\$5.N); 2510 (\$10.N); 2421 (\$10.N) - 2/06/2023	3,941,560	38	39.5	41	1,263,766	5,183,436	540,950	1,003,692	1,296,687	900	200	3,725,358	31	50	761,746	13,800	2,291,977	438,888	8,100,522	747	20	34	1,564,054	978,980	166,121,496	5.63
2/18/2023	134,818,743	0	3,914,246	41.75	42.5	44	1,250,763	5,193,263	545,690	989,430	1,159,039	225	350	3,806,634	67	84	772,242	13,170	2,375,456	470,967	4,308,094	45	57	73	904,323	952,666	161,474,726	5.47
2/25/2023	136,252,327	2427 (\$2.N); 2471 (\$5.N); 2468 (\$30.N) - 2/20/2023	3,994,723	45.25	46.25	47.25	1,275,435	5,208,969	550,967	981,707	1,106,038	525	200	4,254,405	104	126	846,244	14,052	2,401,510	475,369	4,855,892	87	100	119	996,197	999,836	164,213,671	5.56

