



WEEKLY SALES SUMMARY

Unaudited

Week Ending: 8/10/2024

**Texas Lottery Commission
Fiscal Year to Date Sales Comparison
Unaudited**

Through the Week Ending: 8/10/2024 (50 weeks)

Sales by Game	FY 2022*	FY 2023**	FY 2024	\$ Change		% Change	
				FY 2024 to FY 2022	FY 2024 to FY 2023 to	FY 2024 to FY 2022	FY 2024 to FY 2023 to
Scratch Tickets	\$ 6,408,400,084	\$ 6,409,978,142	\$ 6,279,500,604	\$ -128,899,480	\$ -130,477,538	-2.0%	-2.0%
Lotto Texas	117,768,169	184,273,800	129,530,581	11,762,412	-54,743,219	10.0%	-29.7%
Lotto Extra	37,526,243	50,350,106	45,999,735	8,473,492	-4,350,371	22.6%	-8.6%
Pick 3	260,005,490	254,709,392	253,002,661	-7,002,829	-1,706,732	-2.7%	-0.7%
Pick 3 Fireball	24,934,017	26,249,236	28,020,092	3,086,076	1,770,857	12.4%	6.7%
Cash Five	47,662,076	48,468,629	48,643,582	981,506	174,953	2.1%	0.4%
Texas Two Step	62,359,526	60,401,343	60,696,824	-1,662,702	295,481	-2.7%	0.5%
Mega Millions	322,001,239	432,800,405	286,702,176	-35,299,063	-146,098,229	-11.0%	-33.8%
Megaplier	57,204,082	79,945,990	57,132,990	-71,092	-22,813,000	-0.1%	-28.5%
MM Just the Jackpot	1,273,731	1,435,137	869,945	-403,786	-565,192	-31.7%	-39.4%
Daily 4	117,256,077	118,053,665	121,401,354	4,145,277	3,347,689	3.5%	2.8%
Daily 4 Fireball	22,543,061	23,225,708	25,681,765	3,138,704	2,456,057	13.9%	10.6%
Powerball	333,098,043	499,299,167	454,233,143	121,135,100	-45,066,024	36.4%	-9.0%
Power Play	60,474,965	93,274,259	89,476,299	29,001,334	-3,797,961	48.0%	-4.1%
All or Nothing	43,042,290	48,941,090	50,312,304	7,270,014	1,371,214	16.9%	2.8%
Total	\$ 7,915,549,092	\$ 8,331,406,068	\$ 7,931,204,053	\$ 15,654,962	\$ -400,202,015	0.2%	-4.8%

* 2 extra days

**1 extra day

Texas Lottery Commission
Fiscal Year Over Year Change in Sales
Unaudited
FY 2024 Compared to FY 2023

		SCRATCH TICKETS				DRAW GAMES				TOTAL SALES			
FY 2024		FY 2024	FY 2023	Difference	% change - Cumulative Sales	FY 2024	FY 2023	Difference	% change - Cumulative Sales	FY 2024	FY 2023	Difference	% change - Cumulative Sales
Week	Week Ending												
1	9/2/2023*	\$38,978,519	\$59,864,056	(\$20,885,537)	-34.9%	\$10,637,832	\$12,762,710	(\$2,124,879)	-16.6%	\$49,616,351	\$72,626,766	(\$23,010,416)	-31.7%
2	9/9/2023	\$117,746,228	\$120,501,630	(\$2,755,402)	-2.3%	\$30,027,540	\$24,647,158	\$5,380,382	21.8%	\$147,773,768	\$145,148,788	\$2,624,980	1.8%
3	9/16/2023	\$119,921,752	\$121,755,487	(\$1,833,735)	-1.5%	\$32,110,344	\$25,823,942	\$6,286,402	24.3%	\$152,032,096	\$147,579,429	\$4,452,667	3.0%
4	9/23/2023	\$117,226,710	\$120,099,401	(\$2,872,691)	-2.4%	\$35,718,110	\$26,359,797	\$9,358,314	35.5%	\$152,944,820	\$146,459,198	\$6,485,623	4.4%
5	9/30/2023	\$120,793,331	\$125,323,123	(\$4,529,792)	-3.6%	\$46,419,217	\$27,923,098	\$18,496,119	66.2%	\$167,212,548	\$153,246,221	\$13,966,327	9.1%
6	10/7/2023	\$124,167,291	\$127,162,182	(\$2,994,891)	-2.4%	\$73,290,479	\$29,192,379	\$44,098,100	151.1%	\$197,457,770	\$156,354,561	\$41,103,209	26.3%
7	10/14/2023	\$121,390,056	\$124,858,888	(\$3,468,832)	-2.8%	\$64,809,497	\$32,714,985	\$32,094,513	98.1%	\$186,199,553	\$157,573,873	\$28,625,681	18.2%
8	10/21/2023	\$119,876,918	\$124,123,288	(\$4,246,370)	-3.4%	\$25,121,369	\$30,228,913	(\$5,107,544)	-16.9%	\$144,998,287	\$154,352,201	(\$9,353,914)	-6.1%
9	10/28/2023	\$119,251,289	\$124,664,414	(\$5,413,125)	-4.3%	\$26,497,085	\$51,451,925	(\$24,954,840)	-48.5%	\$145,748,374	\$176,116,339	(\$30,367,965)	-17.2%
10	11/4/2023	\$120,899,631	\$130,564,295	(\$9,664,664)	-7.4%	\$26,966,850	\$130,071,730	(\$103,104,880)	-79.3%	\$147,866,481	\$260,636,025	(\$112,769,544)	-43.3%
11	11/11/2023	\$124,357,490	\$125,975,136	(\$1,617,646)	-1.3%	\$27,951,994	\$79,522,011	(\$51,570,017)	-64.8%	\$152,309,484	\$205,497,147	(\$53,187,663)	-25.9%
12	11/18/2023	\$122,472,423	\$126,256,926	(\$3,784,503)	-3.0%	\$28,397,507	\$26,419,204	\$1,978,303	7.5%	\$150,869,930	\$152,676,130	(\$1,806,201)	-1.2%
13	11/25/2023	\$122,802,742	\$118,113,088	\$4,689,654	4.0%	\$28,252,450	\$25,156,447	\$3,096,003	12.3%	\$151,055,192	\$143,269,535	\$7,785,657	5.4%
14	12/2/2023	\$129,836,541	\$123,893,014	\$5,943,527	4.8%	\$30,176,458	\$27,636,806	\$2,539,653	9.2%	\$160,012,999	\$151,529,820	\$8,483,180	5.6%
15	12/9/2023	\$124,603,445	\$122,961,661	\$1,641,784	1.3%	\$30,970,299	\$27,612,493	\$3,357,806	12.2%	\$155,573,744	\$150,574,154	\$4,999,590	3.3%
16	12/16/2023	\$124,125,352	\$125,411,864	(\$1,286,512)	-1.0%	\$30,309,108	\$28,618,652	\$1,690,456	5.9%	\$154,434,460	\$154,030,516	\$403,944	0.3%
17	12/23/2023	\$132,017,161	\$128,542,216	\$3,474,945	2.7%	\$35,542,727	\$31,843,485	\$3,699,242	11.6%	\$167,559,888	\$160,385,701	\$7,174,187	4.5%
18	12/30/2023	\$137,579,889	\$140,490,134	(\$2,910,245)	-2.1%	\$44,917,574	\$45,788,139	(\$870,565)	-1.9%	\$182,497,463	\$186,278,273	(\$3,780,810)	-2.0%
19	1/6/2024	\$131,759,760	\$136,749,859	(\$4,990,099)	-3.6%	\$34,501,857	\$60,156,630	(\$25,654,773)	-42.6%	\$166,261,617	\$196,906,489	(\$30,644,872)	-15.6%
20	1/13/2024	\$127,983,080	\$135,623,611	(\$7,640,531)	-5.6%	\$26,580,291	\$89,577,192	(\$62,996,901)	-70.3%	\$154,563,371	\$225,200,803	(\$70,637,432)	-31.4%
21	1/20/2024	\$115,886,326	\$132,683,417	(\$16,797,091)	-12.7%	\$24,986,950	\$31,496,601	(\$6,509,651)	-20.7%	\$140,873,276	\$164,180,018	(\$23,306,742)	-14.2%
22	1/27/2024	\$123,239,175	\$131,666,658	(\$8,427,483)	-6.4%	\$26,358,979	\$33,010,505	(\$6,651,526)	-20.1%	\$149,598,154	\$164,677,163	(\$15,079,009)	-9.2%
23	2/3/2024	\$129,552,953	\$125,434,757	\$4,118,196	3.3%	\$28,985,243	\$35,485,741	(\$6,500,499)	-18.3%	\$158,538,196	\$160,920,498	(\$2,382,303)	-1.5%
24	2/10/2024	\$133,732,466	\$135,016,081	(\$1,283,615)	-1.0%	\$29,421,493	\$31,105,415	(\$1,683,922)	-5.4%	\$163,153,959	\$166,121,496	(\$2,967,537)	-1.8%
25	2/17/2024	\$132,311,579	\$134,818,743	(\$2,507,164)	-1.9%	\$29,986,701	\$26,655,983	\$3,330,718	12.5%	\$162,298,280	\$161,474,726	\$823,554	0.5%
26	2/24/2024	\$132,789,940	\$136,252,327	(\$3,462,387)	-2.5%	\$32,053,481	\$27,961,344	\$4,092,138	14.6%	\$164,843,421	\$164,213,671	\$629,751	0.4%
27	3/2/2024	\$140,014,976	\$142,406,081	(\$2,391,105)	-1.7%	\$36,048,898	\$29,593,236	\$6,455,662	21.8%	\$176,063,874	\$171,999,317	\$4,064,557	2.4%
28	3/9/2024	\$139,381,071	\$138,137,807	\$1,243,264	0.9%	\$37,865,362	\$28,554,021	\$9,311,342	32.6%	\$177,246,433	\$166,691,828	\$10,554,606	6.3%
29	3/16/2024	\$135,122,488	\$137,152,270	(\$2,029,782)	-1.5%	\$41,791,634	\$28,741,934	\$13,049,700	45.4%	\$176,914,122	\$165,894,204	\$11,019,918	6.6%
30	3/23/2024	\$137,726,063	\$137,487,217	\$238,846	0.2%	\$57,194,799	\$29,782,813	\$27,411,986	92.0%	\$194,920,862	\$167,270,030	\$27,650,832	16.5%
31	3/30/2024	\$141,104,504	\$139,775,264	\$1,329,240	1.0%	\$59,818,632	\$32,144,744	\$27,673,888	86.1%	\$200,923,136	\$171,920,008	\$29,003,128	16.9%
32	4/6/2024	\$137,394,802	\$139,715,002	(\$2,320,200)	-1.7%	\$66,283,915	\$32,524,745	\$33,759,170	103.8%	\$203,678,717	\$172,239,747	\$31,438,970	18.3%
33	4/13/2024	\$134,916,822	\$136,238,448	(\$1,321,626)	-1.0%	\$26,874,892	\$38,094,234	(\$11,219,342)	-29.5%	\$161,791,714	\$174,332,682	(\$12,540,968)	-7.2%
34	4/20/2024	\$133,976,232	\$134,368,184	(\$391,952)	-0.3%	\$27,066,736	\$53,465,618	(\$26,398,883)	-49.4%	\$161,042,968	\$187,833,802	(\$26,790,835)	-14.3%
35	4/27/2024	\$134,565,327	\$136,494,447	(\$1,929,120)	-1.4%	\$27,901,309	\$23,302,074	\$4,599,236	19.7%	\$162,466,636	\$159,796,521	\$2,670,116	1.7%
36	5/4/2024	\$137,482,260	\$138,630,301	(\$1,148,041)	-0.8%	\$29,412,500	\$24,144,165	\$5,268,335	21.8%	\$166,894,760	\$162,774,466	\$4,120,294	2.5%
37	5/11/2024	\$131,053,687	\$135,810,888	(\$4,757,201)	-3.5%	\$29,057,528	\$24,252,558	\$4,804,970	19.8%	\$160,111,215	\$160,063,446	\$47,769	0.0%
38	5/18/2024	\$131,034,564	\$132,970,513	(\$1,935,949)	-1.5%	\$27,768,764	\$24,785,120	\$2,983,644	12.0%	\$158,803,328	\$157,755,633	\$1,047,695	0.7%
39	5/25/2024	\$128,284,725	\$131,404,006	(\$3,119,281)	-2.4%	\$28,642,753	\$25,026,866	\$3,615,887	14.4%	\$156,927,478	\$156,430,872	\$496,606	0.3%
40	6/1/2024	\$126,138,448	\$130,371,617	(\$4,233,169)	-3.2%	\$29,657,921	\$25,992,060	\$3,665,861	14.1%	\$155,796,369	\$156,363,677	(\$567,308)	-0.4%
41	6/8/2024	\$126,987,877	\$127,029,947	(\$42,070)	0.0%	\$29,332,010	\$26,617,863	\$2,714,147	10.2%	\$156,319,887	\$153,647,810	\$2,672,077	1.7%
42	6/15/2024	\$123,804,834	\$123,222,493	\$582,341	0.5%	\$25,353,870	\$27,430,253	(\$2,076,383)	-7.6%	\$149,158,704	\$150,652,746	(\$1,494,042)	-1.0%

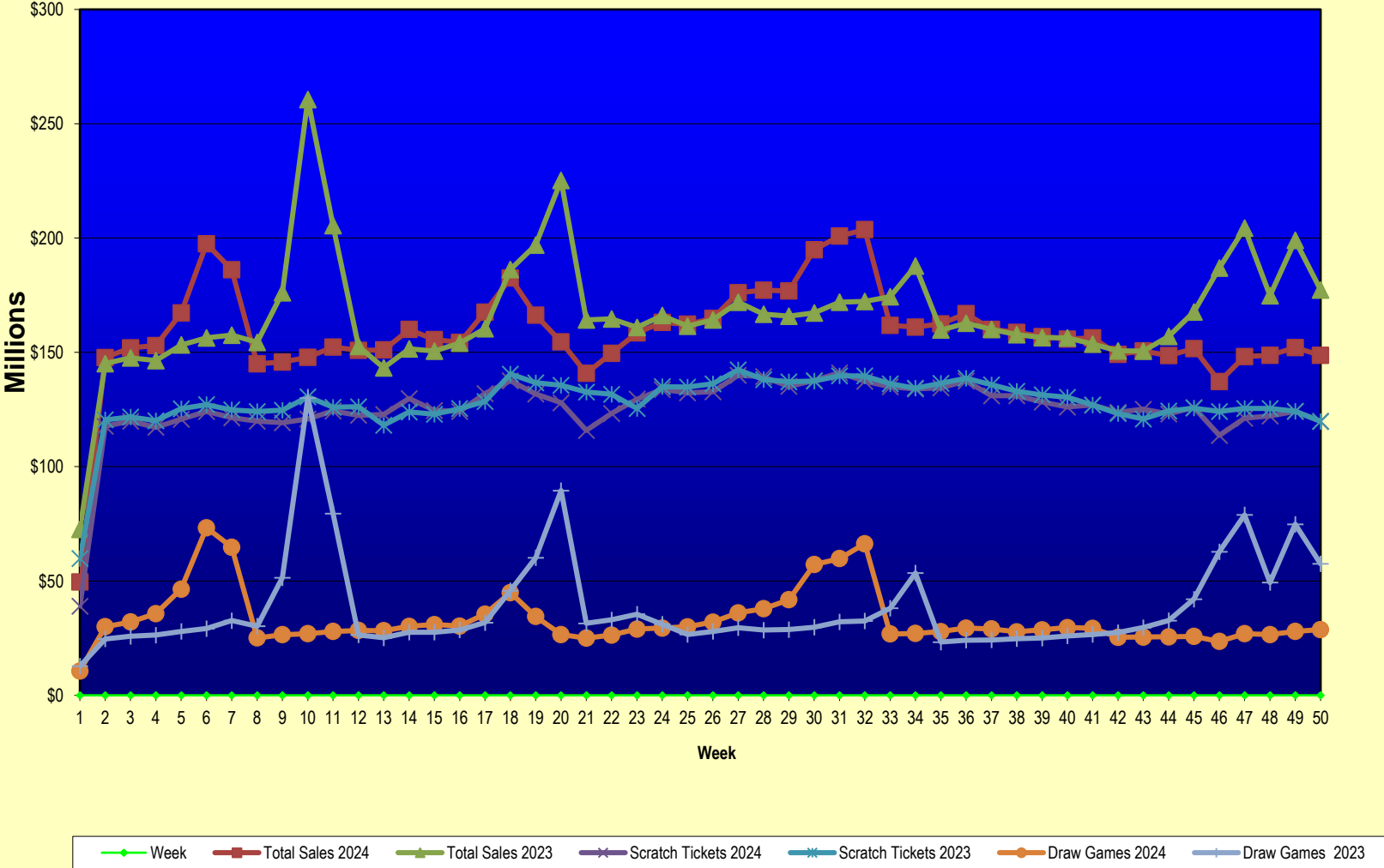
Texas Lottery Commission
Fiscal Year Over Year Change in Sales
Unaudited
FY 2024 Compared to FY 2023

		SCRATCH TICKETS				DRAW GAMES				TOTAL SALES			
FY 2024		FY 2024	FY 2023	Difference	% change - Cumulative Sales	FY 2024	FY 2023	Difference	% change - Cumulative Sales	FY 2024	FY 2023	Difference	% change - Cumulative Sales
Week	Week Ending												
43	6/22/2024	\$125,135,883	\$120,916,477	\$4,219,406	3.5%	\$25,488,767	\$29,623,767	(\$4,135,001)	-14.0%	\$150,624,650	\$150,540,244	\$84,406	0.1%
44	6/29/2024	\$123,029,523	\$124,353,242	(\$1,323,719)	-1.1%	\$25,603,583	\$32,695,830	(\$7,092,247)	-21.7%	\$148,633,106	\$157,049,072	(\$8,415,966)	-5.4%
45	7/6/2024	\$125,938,835	\$125,626,401	\$312,434	0.2%	\$25,738,723	\$42,088,277	(\$16,349,554)	-38.8%	\$151,677,558	\$167,714,678	(\$16,037,120)	-9.6%
46	7/13/2024	\$113,657,940	\$124,153,252	(\$10,495,312)	-8.5%	\$23,579,294	\$62,805,046	(\$39,225,752)	-62.5%	\$137,237,234	\$186,958,298	(\$49,721,064)	-26.6%
47	7/20/2024	\$121,165,975	\$125,448,615	(\$4,282,640)	-3.4%	\$26,962,145	\$78,906,399	(\$51,944,254)	-65.8%	\$148,128,120	\$204,355,014	(\$56,226,894)	-27.5%
48	7/27/2024	\$122,156,010	\$125,446,091	(\$3,290,081)	-2.6%	\$26,553,351	\$49,317,844	(\$22,764,493)	-46.2%	\$148,709,361	\$174,763,935	(\$26,054,574)	-14.9%
49	8/3/2024	\$124,202,395	\$124,237,124	(\$34,729)	0.0%	\$27,927,542	\$74,806,538	(\$46,878,996)	-62.7%	\$152,129,937	\$199,043,662	(\$46,913,725)	-23.6%
50	8/10/2024	\$119,923,316	\$119,776,199	\$147,117	0.1%	\$28,787,098	\$57,508,648	(\$28,721,551)	-49.9%	\$148,710,414	\$177,284,847	(\$28,574,434)	-16.1%
51	8/17/2024		\$119,072,163				\$27,982,437				\$147,054,600		
52	8/24/2024		\$117,986,952				\$27,968,452				\$145,955,404		
	8/31/2023**		\$82,253,003				\$18,981,337				\$101,234,340		
Total thru Current Week		\$6,279,500,604	\$6,409,978,142	(\$130,477,538)	-2.0%	\$1,651,703,449	\$1,921,427,926	(\$269,724,477)	-14.0%	\$7,931,204,053	\$8,331,406,068	(\$400,202,015)	-4.8%
Fiscal Year Total		\$6,279,500,604	\$6,729,290,260			\$1,651,703,449	\$1,996,360,152			\$7,931,204,053	\$8,725,650,412		

* FY 24 includes 2 days; FY 23 includes 3 days

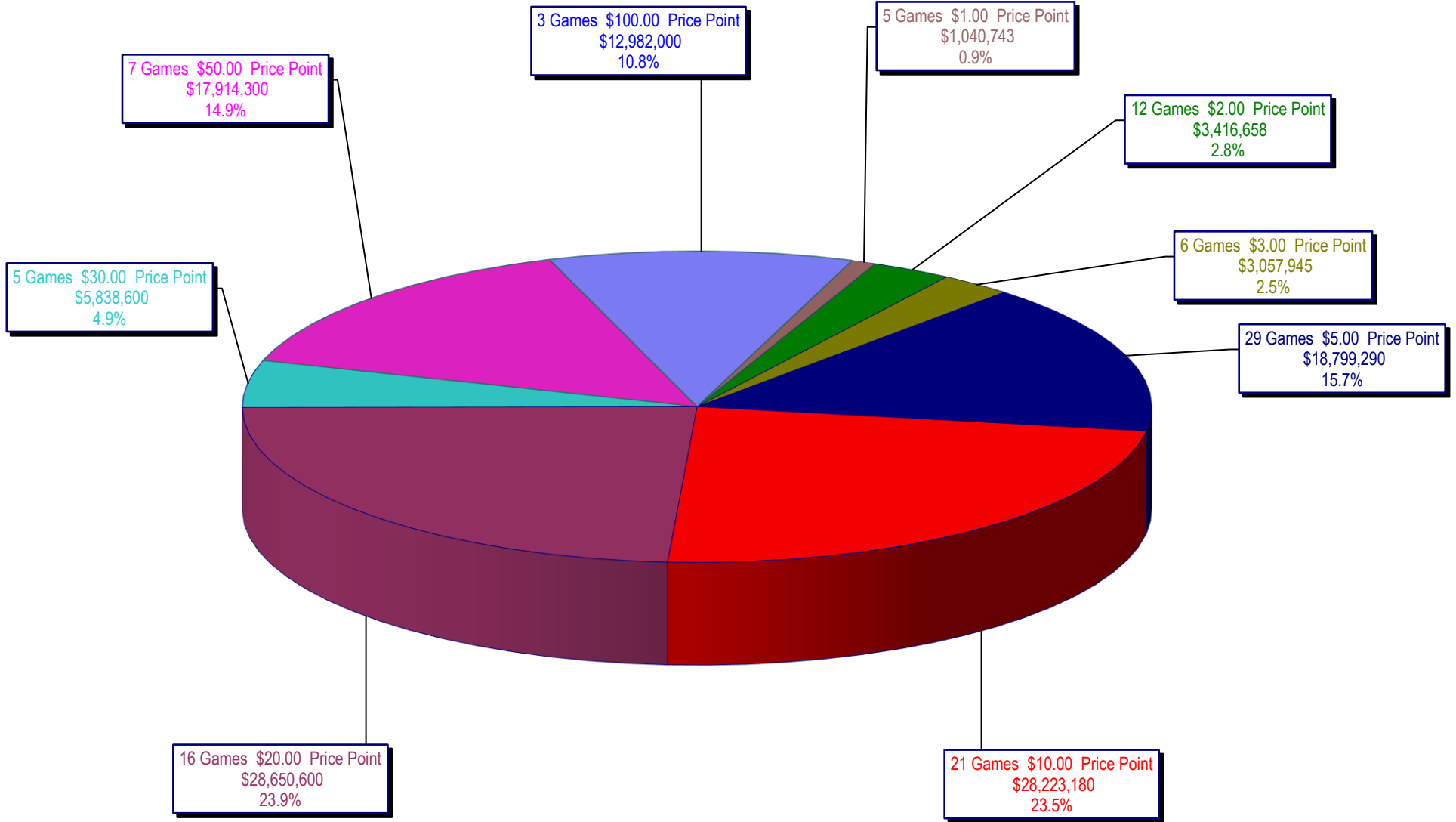
** FY 24 includes 7 days; FY 23 includes 5 days

Texas Lottery Commission Fiscal Year Over Year Change in Sales

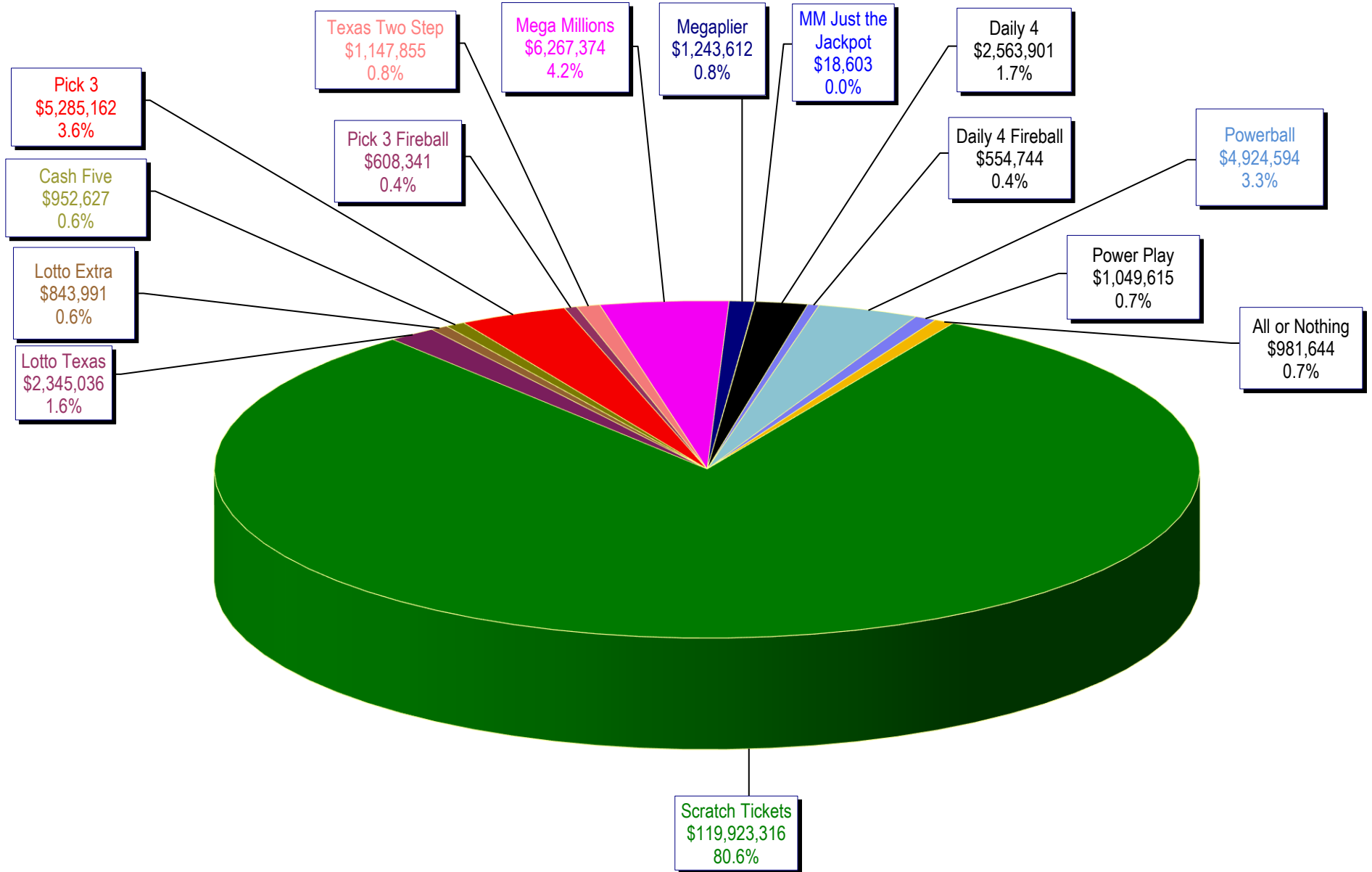


Note: Report is prepared on a Fiscal Year basis.

Texas Lottery Commission
Scratch Ticket Sales
For the Week Ending 8/10/2024
(Unaudited)



Texas Lottery Commission
All Game Sales
For the Week Ending 8/10/2024
(Unaudited)



Texas Lottery Commission - Weekly Sales Summary for FY 2024 (Unaudited)

Week Ended	Scratch Tickets	New Games & Dates	Lotto Texas	M	Jackpot W	S	Lotto Extra	Pick 3	Pick 3 Fireball	Cash Five	Texas Two Step	Jackpot M	TH	Mega Millions	Jackpot T	F	Megaplier	MM Just the Jackpot	Daily 4	Daily 4 Fireball	Powerball	M	Jackpot W	S	Power Play	All or Nothing	Total	Per Cap.
9/02/2023*	121,231,522	0	2,253,707	6	6.25	5	806,853	5,115,216	535,843	1,022,024	1,199,462	325	475	3,770,466	67	85	794,471	14,985	2,408,116	490,001	8,499,070	363	386	420	1,662,056	1,046,900	150,850,691	5.02
9/9/2023	117,746,228	2519 (\$1.N); 2520 (\$5.N); 2521 (\$10.N); 2522 (\$20.N) - 9/05/2023	2,217,512	5.25	5.5	5.75	796,196	4,961,703	525,645	967,387	867,203	200	225	4,077,812	101	122	838,741	14,928	2,330,636	472,405	9,154,514	435	461	500	1,772,152	1,030,706	147,773,768	4.92
9/16/2023	119,921,752	0	2,284,115	6	6.25	6.5	820,754	4,988,859	537,610	962,509	904,070	200	225	4,290,656	141	162	880,334	15,419	2,320,256	484,657	10,591,773	522	550	596	2,012,334	1,016,998	152,032,096	5.06
9/23/2023	117,226,710	2523 (\$2.N); 2524 (\$5.N); 2502 (\$5.N); 2525 (\$10.N) - 9/18/2023	2,361,555	6.75	7	7.25	848,802	4,809,560	495,391	957,806	1,246,614	325	475	4,718,611	183	205	950,556	15,198	2,242,828	449,210	13,199,208	638	672	750	2,442,060	980,712	152,944,820	5.09
9/30/2023	120,793,331	0	2,554,465	7.5	7.75	8	924,241	4,940,570	522,891	976,368	1,814,187	650	850	5,655,684	230	267	1,126,913	17,259	2,346,398	491,579	20,319,168	785	850	960	3,722,744	1,006,750	167,212,548	5.57
10/7/2023	124,167,291	2526 (\$5.N); 2527 (\$10.N); 2490 (\$20.N) - 10/02/2023	2,970,573	8.25	8.75	10	1,087,150	5,181,885	556,171	1,020,589	2,623,680	1,125	1,450	7,089,816	315	360	1,426,905	21,744	2,395,066	525,652	40,065,201	1,04	1.2	1.4	7,258,129	1,067,919	197,457,770	6.58
10/14/2023	121,390,056	0	3,044,842	10.75	11.5	12.25	1,097,779	4,906,803	520,636	1,012,051	2,832,493	1,850	2,250	4,648,107	20	48	972,909	16,638	2,345,082	505,355	35,325,559	1,55	1.72	20	6,493,746	1,087,499	186,199,553	6.20
10/21/2023	119,876,918	2492 (\$2.N); 2529 (\$5.N); 2513 (\$20.N) - 10/16/2023	2,706,177	12.75	13.5	14.5	947,106	4,827,419	501,564	973,239	1,013,503	200	225	3,907,208	69	91	817,237	13,440	2,269,150	469,393	4,647,708	34	49	70	1,003,584	1,024,642	144,998,287	4.83
10/28/2023	119,251,289	0	2,736,658	15.25	16	16.75	952,858	4,892,564	519,445	970,220	1,381,345	350	550	4,228,565	114	137	871,942	14,565	2,278,465	477,410	5,104,736	85	100	125	1,082,203	986,110	145,748,374	4.85
11/4/2023	120,899,631	2530 (\$1.N); 2531 (\$3.N); 2532 (\$5.N); 2533 (\$10.N) - 10/30/2023	2,774,593	17.25	18	18.75	968,573	5,068,551	545,170	988,935	987,215	200	225	4,344,124	159	181	884,315	13,365	2,385,545	498,499	5,353,098	137	152	173	1,126,740	1,028,128	147,866,481	4.92
11/11/2023	124,357,490	2386 (\$10.N) - 11/06/2023	2,868,566	19	19.75	20.25	1,002,534	5,063,303	529,981	992,764	1,016,517	325	200	4,658,152	196	223	936,072	14,091	2,395,651	494,259	5,770,505	179	196	220	1,192,901	1,016,698	152,309,484	5.07
11/18/2023	122,472,423	2534 (\$5.N); 2535 (\$20.N); 2536 (\$50.N) - 11/15/2023	2,910,940	21	21.75	22.5	1,022,082	5,077,826	528,359	990,208	1,053,795	225	350	4,647,775	245	267	927,247	14,403	2,478,541	513,452	6,004,298	235	255	280	1,234,233	994,348	150,869,930	5.02
11/25/2023	122,802,742	0	2,902,347	22.75	23.5	24.25	1,023,727	4,851,691	500,742	956,055	812,835	200	200	4,660,226	289	308	927,361	14,535	2,379,630	495,328	6,463,988	295	313	340	1,313,430	950,556	151,055,192	5.03
12/2/2023	129,836,541	0	3,020,031	24.75	25.75	26.25	1,041,849	5,141,300	553,867	1,003,246	910,352	200	225	5,065,982	335	355	1,005,245	14,733	2,455,338	519,187	7,032,687	352	374	400	1,408,584	1,004,058	160,012,999	5.33
12/9/2023	124,603,445	2552 (\$2.N); 2537 (\$5.N); 2514 (\$20.N) - 12/04/2023	3,036,645	26.75	27.5	28	1,037,773	5,070,359	538,283	996,114	913,402	200	225	5,112,338	377	395	1,012,863	14,559	2,488,220	530,002	7,704,740	412	435	468	1,522,543	992,459	155,573,744	5.18
12/16/2023	124,125,352	0	3,128,805	28.75	29.5	30	1,062,956	4,995,753	541,127	979,960	890,998	200	225	3,089,830	20	28	651,842	9,747	2,460,065	524,980	9,233,204	477	500	535	1,761,279	978,562	154,434,460	5.14
12/23/2023	132,017,161	2322 (\$2.N); 2509 (\$5.N); 2480 (\$5.N) - 12/18/2023	3,408,183	30.25	30.75	31.5	1,157,890	5,215,281	557,252	1,009,232	908,261	200	200	3,610,534	41	57	752,074	11,445	2,583,411	541,790	12,447,608	543	572	620	2,305,833	1,033,934	167,559,888	5.58
12/30/2023	137,579,889	0	3,566,326	32	32.75	34	1,225,532	5,153,383	559,885	1,003,854	997,422	225	325	4,199,082	73	92	870,053	12,774	2,476,129	511,393	19,661,212	638	700	760	3,656,579	1,023,952	182,497,463	6.08
1/6/2024	131,759,780	2541 (\$1.N); 2542 (\$3.N); 2543 (\$5.N); 2544 (\$10.N); 2545 (\$20.N) - 1/02/2024	2,359,660	5	5.25	5.5	850,348	5,371,513	588,851	1,035,283	947,985	200	225	4,845,368	114	140	1,002,927	15,876	2,429,867	510,099	11,230,116	810	20	35	2,234,993	1,078,972	166,261,617	5.54
1/13/2024	127,983,080	0	2,310,911	5.75	6	6.25	828,902	5,127,544	559,478	1,007,711	997,112	325	200	4,949,475	165	187	996,617	15,534	2,403,333	504,487	4,813,544	46	60	77	1,031,536	1,034,108	154,563,371	5.15
1/20/2024	115,886,326	2546 (\$2.N); 2508 (\$3.N); 2547 (\$5.N) - 1/16/2024	2,138,848	6.5	6.75	7	769,500	4,643,654	515,512	935,245	950,110	225	350	4,715,057	208	236	937,314	14,088	2,220,351	467,373	4,724,351	88	102	120	1,001,674	953,874	140,873,276	4.69
1/27/2024	123,239,175	0	2,286,490	7.25	7.5	7.75	819,394	4,810,908	538,277	969,129	870,715	200	225	5,020,900	262	285	989,800	15,648	2,303,868	479,915	5,157,370	133	145	164	1,080,672	1,015,894	149,598,154	4.98
2/3/2024	129,552,953	0	2,400,266	8	8.25	8.5	861,675	5,345,906	609,269	1,011,443	875,267	200	200	5,791,029	311	333	1,147,441	18,162	2,565,531	544,626	5,591,532	174	188	206	1,167,772	1,055,324	158,538,196	5.28
2/10/2024	133,732,466	2550 (\$5.N); 2560 (\$10.N); 2495 (\$20.N); 2588 (\$100.N) - 2/05/2024	2,454,105	8.75	9.25	10	875,809	5,194,149	570,880	1,004,469	1,096,066	225	350	5,907,547	365	394	1,146,293	19,296	2,450,964	513,450	5,934,322	214	228	248	1,227,205	1,026,938	163,153,959	5.43
2/17/2024	132,311,579	0	2,466,886	10.5	11	12	882,297	5,177,106	577,999	990,479	1,034,702	500	200	6,301,736	425	457	1,221,577	19,833	2,454,699	507,049	6,066,752	270	285	306	1,255,236	1,030,350	162,298,280	5.40
2/24/2024	132,789,940	2388 (\$2.N); 2553 (\$5.N); 2563 (\$10.N) - 2/19/2024	2,559,880	12.25	13	13.75	919,686	5,267,764	588,620	991,686	922,539	200	225	7,185,965	493	525	1,365,008	22,437	2,552,384	528,897	6,721,619	330	348	376	1,380,925	1,046,072	164,843,421	5.49
3/2/2024	140,014,976	0	2,698,614	14.25	14.75	15.75	973,722	5,518,043	629,067	1,034,052	1,272,861	325	500	8,632,456	563	607	1,642,782	25,509	2,677,363	576,035	7,706,666	391	412	443	1,578,159	1,083,570	176,063,874	5.86
3/9/2024	139,381,071	2504 (\$3.N); 2554 (\$5.N); 2551 (\$10.N); 2548 (\$50.N) - 3/04/2024	2,772,381	16	16.75	17.5	998,015	5,417,734	614,528	1,019,884	958,177	200	225	9,611,987	650	687	1,783,110	26,874	2,659,449	576,452	8,637,613	460	485	521	1,714,097	1,075,062	177,246,433	5.90

