



WEEKLY SALES SUMMARY

Unaudited

Week Ending: 8/13/2022

Texas Lottery Commission
Fiscal Year to Date Sales Comparison
Unaudited

Through the Week Ending: 8/13/2022 (50 weeks)

Sales by Game	FY 2020*	FY 2021**	FY 2022	\$ Change		% Change	
				FY 2022 to FY 2020	FY 2022 to FY 2021 to	FY 2022 to FY 2020	FY 2022 to FY 2021 to
Scratch Tickets	\$ 5,298,912,163	\$ 6,327,941,591	\$ 6,408,400,084	\$ 1,109,487,921	\$ 80,458,493	20.9%	1.3%
Lotto Texas	108,682,006	123,412,674	117,768,169	9,086,163	-5,644,505	8.4%	-4.6%
Lotto Extra	29,162,297	36,590,570	37,526,243	8,363,946	935,673	28.7%	2.6%
Pick 3	248,336,803	272,792,417	260,005,490	11,668,687	-12,786,927	4.7%	-4.7%
Pick 3 Fireball	19,612,437	24,262,752	24,934,017	5,321,580	671,265	27.1%	2.8%
Cash Five	44,386,415	49,261,296	47,662,076	3,275,661	-1,599,220	7.4%	-3.2%
Texas Two Step	58,003,302	64,251,842	62,359,526	4,356,225	-1,892,316	7.5%	-2.9%
Mega Millions	190,842,166	311,317,452	322,001,239	131,159,073	10,683,787	68.7%	3.4%
Megaplier	32,785,536	53,147,591	57,204,082	24,418,546	4,056,491	74.5%	7.6%
MM Just the Jackpot	769,917	1,251,969	1,273,731	503,814	21,762	65.4%	1.7%
Daily 4	110,555,323	116,555,369	117,256,077	6,700,755	700,708	6.1%	0.6%
Daily 4 Fireball	15,932,924	19,214,899	22,543,061	6,610,137	3,328,162	41.5%	17.3%
Powerball	176,149,988	265,305,703	333,098,043	156,948,055	67,792,340	89.1%	25.6%
Power Play	30,748,061	46,424,129	60,474,965	29,726,904	14,050,836	96.7%	30.3%
All or Nothing	34,707,127	41,922,941	43,042,290	8,335,163	1,119,349	24.0%	2.7%
Total	\$ 6,399,586,463	\$ 7,753,653,195	\$ 7,915,549,092	\$ 1,515,962,629	\$ 161,895,897	23.7%	2.1%

* 3 extra days

**1 extra day

Texas Lottery Commission
Fiscal Year Over Year Change in Sales
Unaudited
FY 2022 Compared to FY 2021

		SCRATCH TICKETS				DRAW GAMES				TOTAL SALES			
FY 2022		FY 2022	FY 2021	Difference	% change - Cumulative Sales	FY 2022	FY 2021	Difference	% change - Cumulative Sales	FY 2022	FY 2021	Difference	% change - Cumulative Sales
Week	Week Ending												
1	9/4/2021*	\$73,465,895	\$88,381,162	(\$14,915,267)	-16.9%	\$19,754,024	\$22,327,441	(\$2,573,417)	-11.5%	\$93,219,919	\$110,708,603	(\$17,488,684)	-15.8%
2	9/11/2021	\$117,404,128	\$115,145,117	\$2,259,011	2.0%	\$30,567,724	\$25,865,986	\$4,701,738	18.2%	\$147,971,852	\$141,011,103	\$6,960,749	4.9%
3	9/18/2021	\$121,522,543	\$117,098,316	\$4,424,227	3.8%	\$34,044,343	\$25,689,861	\$8,354,482	32.5%	\$155,566,886	\$142,788,177	\$12,778,709	8.9%
4	9/25/2021	\$121,751,048	\$113,153,550	\$8,597,498	7.6%	\$33,618,247	\$24,320,273	\$9,297,974	38.2%	\$155,369,295	\$137,473,823	\$17,895,472	13.0%
5	10/2/2021	\$127,128,919	\$114,375,276	\$12,753,643	11.2%	\$41,420,853	\$23,460,330	\$17,960,523	76.6%	\$168,549,772	\$137,835,606	\$30,714,166	22.3%
6	10/9/2021	\$121,962,687	\$114,802,883	\$7,159,804	6.2%	\$31,994,174	\$21,716,732	\$10,277,442	47.3%	\$153,956,861	\$136,519,615	\$17,437,246	12.8%
7	10/16/2021	\$121,035,307	\$113,280,669	\$7,754,638	6.8%	\$23,150,459	\$20,664,725	\$2,485,734	12.0%	\$144,185,766	\$133,945,394	\$10,240,372	7.6%
8	10/23/2021	\$121,223,866	\$111,745,204	\$9,478,662	8.5%	\$23,980,968	\$21,165,208	\$2,815,761	13.3%	\$145,204,834	\$132,910,412	\$12,294,423	9.3%
9	10/30/2021	\$121,466,419	\$111,272,152	\$10,194,267	9.2%	\$22,663,805	\$22,136,334	\$527,471	2.4%	\$144,130,224	\$133,408,486	\$10,721,738	8.0%
10	11/6/2021	\$123,385,510	\$113,620,007	\$9,765,503	8.6%	\$23,377,828	\$22,606,708	\$771,120	3.4%	\$146,763,338	\$136,226,715	\$10,536,623	7.7%
11	11/13/2021	\$124,592,327	\$109,577,081	\$15,015,246	13.7%	\$23,964,090	\$22,749,434	\$1,214,656	5.3%	\$148,556,417	\$132,326,515	\$16,229,902	12.3%
12	11/20/2021	\$129,630,920	\$114,446,332	\$15,184,588	13.3%	\$24,189,686	\$23,397,417	\$792,269	3.4%	\$153,820,606	\$137,843,749	\$15,976,857	11.6%
13	11/27/2021	\$121,428,296	\$106,113,701	\$15,314,595	14.4%	\$24,228,401	\$23,890,237	\$338,164	1.4%	\$145,656,697	\$130,003,938	\$15,652,759	12.0%
14	12/4/2021	\$128,910,581	\$111,508,837	\$17,401,744	15.6%	\$26,157,280	\$26,132,516	\$24,764	0.1%	\$155,067,861	\$137,641,353	\$17,426,508	12.7%
15	12/11/2021	\$127,275,950	\$111,156,442	\$16,119,508	14.5%	\$27,055,024	\$26,432,394	\$622,630	2.4%	\$154,330,974	\$137,588,836	\$16,742,138	12.2%
16	12/18/2021	\$130,658,440	\$112,212,350	\$18,446,090	16.4%	\$28,123,755	\$27,895,989	\$227,766	0.8%	\$158,782,195	\$140,108,339	\$18,673,856	13.3%
17	12/25/2021	\$134,332,326	\$119,456,586	\$14,875,740	12.5%	\$30,887,402	\$30,653,848	\$233,554	0.8%	\$165,219,728	\$150,110,434	\$15,109,294	10.1%
18	1/1/2022	\$143,781,256	\$127,122,270	\$16,658,986	13.1%	\$46,057,933	\$38,528,413	\$7,529,520	19.5%	\$189,839,189	\$165,650,683	\$24,188,506	14.6%
19	1/8/2022	\$134,458,569	\$133,494,933	\$963,636	0.7%	\$47,708,392	\$57,484,861	(\$9,776,469)	-17.0%	\$182,166,961	\$190,979,794	(\$8,812,833)	-4.6%
20	1/15/2022	\$130,854,390	\$127,542,833	\$3,311,557	2.6%	\$26,705,000	\$87,788,743	(\$61,083,743)	-69.6%	\$157,559,390	\$215,331,576	(\$57,772,186)	-26.8%
21	1/22/2022	\$126,399,631	\$130,328,004	(\$3,928,373)	-3.0%	\$27,056,221	\$97,504,542	(\$70,448,321)	-72.3%	\$153,455,852	\$227,832,546	(\$74,376,694)	-32.6%
22	1/29/2022	\$127,324,026	\$130,076,595	(\$2,752,569)	-2.1%	\$27,834,789	\$24,692,518	\$3,142,272	12.7%	\$155,158,815	\$154,769,113	\$389,703	0.3%
23	2/5/2022	\$126,528,959	\$136,640,103	(\$10,111,144)	-7.4%	\$23,518,047	\$24,693,211	(\$1,175,164)	-4.8%	\$150,047,006	\$161,333,314	(\$11,286,308)	-7.0%
24	2/12/2022	\$132,565,722	\$124,939,795	\$7,625,927	6.1%	\$24,590,558	\$23,636,934	\$953,624	4.0%	\$157,156,280	\$148,576,729	\$8,579,551	5.8%
25	2/19/2022	\$132,003,180	\$75,402,427	\$56,600,753	75.1%	\$23,559,425	\$13,683,523	\$9,875,902	72.2%	\$155,562,605	\$89,085,950	\$66,476,655	74.6%
26	2/26/2022	\$130,903,763	\$126,573,041	\$4,330,722	3.4%	\$24,316,703	\$23,389,855	\$926,848	4.0%	\$155,220,466	\$149,962,896	\$5,257,570	3.5%
27	3/5/2022	\$144,124,385	\$133,200,697	\$10,923,688	8.2%	\$25,610,526	\$25,627,875	(\$17,349)	-0.1%	\$169,734,911	\$158,828,572	\$10,906,339	6.9%
28	3/12/2022	\$139,056,015	\$134,601,912	\$4,454,103	3.3%	\$23,673,582	\$26,650,604	(\$2,977,023)	-11.2%	\$162,729,597	\$161,252,516	\$1,477,081	0.9%
29	3/19/2022	\$136,794,720	\$153,635,044	(\$16,840,324)	-11.0%	\$23,344,648	\$27,014,869	(\$3,670,221)	-13.6%	\$160,139,368	\$180,649,913	(\$20,510,545)	-11.4%
30	3/26/2022	\$134,238,655	\$156,511,371	(\$22,272,716)	-14.2%	\$23,969,257	\$27,238,714	(\$3,269,458)	-12.0%	\$158,207,912	\$183,750,085	(\$25,542,174)	-13.9%
31	4/2/2022	\$138,671,383	\$158,758,180	(\$20,086,797)	-12.7%	\$24,997,410	\$25,817,113	(\$819,703)	-3.2%	\$163,668,793	\$184,575,293	(\$20,906,500)	-11.3%
32	4/9/2022	\$131,487,411	\$152,261,121	(\$20,773,710)	-13.6%	\$25,445,741	\$25,896,084	(\$450,343)	-1.7%	\$156,933,152	\$178,157,205	(\$21,224,053)	-11.9%
33	4/16/2022	\$132,169,684	\$149,946,632	(\$17,776,948)	-11.9%	\$26,316,966	\$26,330,496	(\$13,530)	-0.1%	\$158,486,650	\$176,277,128	(\$17,790,478)	-10.1%
34	4/23/2022	\$128,765,378	\$147,956,805	(\$19,191,427)	-13.0%	\$29,303,625	\$26,462,493	\$2,841,133	10.7%	\$158,069,003	\$174,419,298	(\$16,350,295)	-9.4%
35	4/30/2022	\$131,124,620	\$149,268,466	(\$18,143,846)	-12.2%	\$32,269,084	\$28,003,294	\$4,265,791	15.2%	\$163,393,704	\$177,271,760	(\$13,878,056)	-7.8%
36	5/7/2022	\$132,440,406	\$144,423,251	(\$11,982,845)	-8.3%	\$23,807,640	\$29,055,332	(\$5,247,692)	-18.1%	\$156,248,046	\$173,478,583	(\$17,230,537)	-9.9%
37	5/14/2022	\$126,717,376	\$143,355,893	(\$16,638,517)	-11.6%	\$23,986,338	\$31,496,103	(\$7,509,766)	-23.8%	\$150,703,714	\$174,851,996	(\$24,148,283)	-13.8%
38	5/21/2022	\$138,370,954	\$141,392,410	(\$3,021,456)	-2.1%	\$24,758,230	\$35,173,326	(\$10,415,096)	-29.6%	\$163,129,184	\$176,565,736	(\$13,436,552)	-7.6%
39	5/28/2022	\$137,931,040	\$137,051,585	\$879,455	0.6%	\$24,771,857	\$25,478,731	(\$706,874)	-2.8%	\$162,702,897	\$162,530,316	\$172,581	0.1%
40	6/4/2022	\$134,270,237	\$138,140,582	(\$3,870,345)	-2.8%	\$25,322,690	\$25,330,096	(\$7,406)	0.0%	\$159,592,927	\$163,470,678	(\$3,877,751)	-2.4%
41	6/11/2022	\$130,068,755	\$131,984,128	(\$1,915,373)	-1.5%	\$26,377,217	\$21,831,386	\$4,545,832	20.8%	\$156,445,972	\$153,815,514	\$2,630,459	1.7%
42	6/18/2022	\$127,666,392	\$129,880,069	(\$2,213,677)	-1.7%	\$27,328,191	\$21,982,398	\$5,345,793	24.3%	\$154,994,583	\$151,862,467	\$3,132,116	2.1%

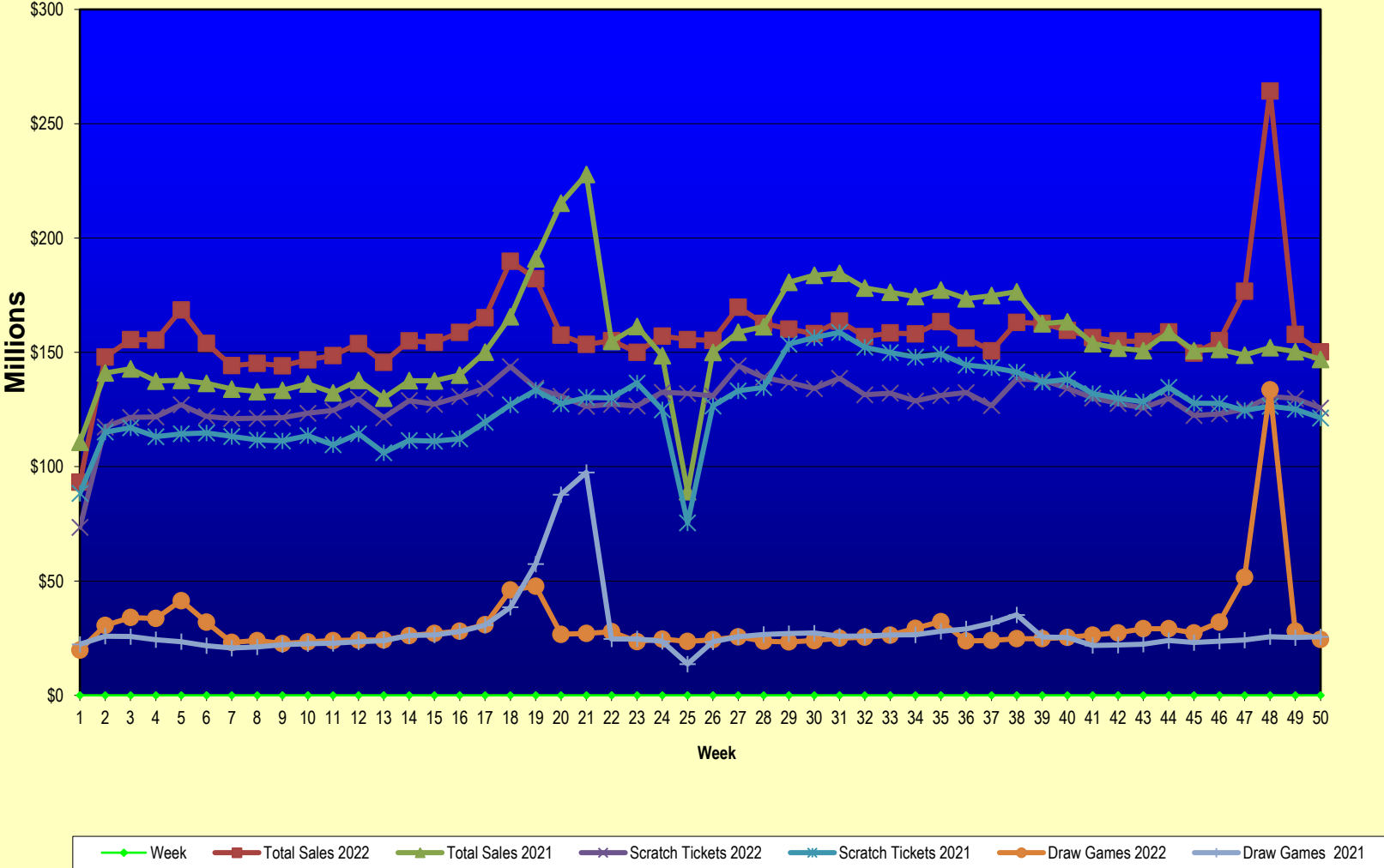
Texas Lottery Commission
Fiscal Year Over Year Change in Sales
Unaudited
FY 2022 Compared to FY 2021

		SCRATCH TICKETS				DRAW GAMES				TOTAL SALES			
FY 2022		FY 2022	FY 2021	Difference	% change - Cumulative Sales	FY 2022	FY 2021	Difference	% change - Cumulative Sales	FY 2022	FY 2021	Difference	% change - Cumulative Sales
Week	Week Ending												
43	6/25/2022	\$125,712,115	\$128,432,805	(\$2,720,690)	-2.1%	\$29,158,630	\$22,386,397	\$6,772,233	30.3%	\$154,870,745	\$150,819,202	\$4,051,543	2.7%
44	7/2/2022	\$129,846,487	\$134,775,705	(\$4,929,218)	-3.7%	\$29,131,632	\$23,967,723	\$5,163,909	21.5%	\$158,978,119	\$158,743,428	\$234,691	0.1%
45	7/9/2022	\$122,397,597	\$127,718,775	(\$5,321,178)	-4.2%	\$27,312,076	\$23,105,336	\$4,206,740	18.2%	\$149,709,673	\$150,824,111	(\$1,114,438)	-0.7%
46	7/16/2022	\$123,108,736	\$127,681,286	(\$4,572,550)	-3.6%	\$31,993,516	\$23,671,929	\$8,321,588	35.2%	\$155,102,252	\$151,353,215	\$3,749,038	2.5%
47	7/23/2022	\$125,198,823	\$124,610,457	\$588,366	0.5%	\$51,611,547	\$24,186,190	\$27,425,357	113.4%	\$176,810,370	\$148,796,647	\$28,013,723	18.8%
48	7/30/2022	\$130,696,142	\$126,437,509	\$4,258,633	3.4%	\$133,603,658	\$25,623,636	\$107,980,023	421.4%	\$264,299,800	\$152,061,145	\$112,238,656	73.8%
49	8/6/2022	\$129,834,021	\$125,100,277	\$4,733,744	3.8%	\$28,039,361	\$25,280,445	\$2,758,917	10.9%	\$157,873,382	\$150,380,722	\$7,492,661	5.0%
50	8/13/2022	\$125,714,094	\$121,350,965	\$4,363,129	3.6%	\$24,490,464	\$25,593,011	(\$1,102,547)	-4.3%	\$150,204,558	\$146,943,976	\$3,260,583	2.2%
51	8/20/2022		\$121,080,932				\$25,800,409				\$146,881,341		
52	8/27/2022		\$118,866,934				\$28,610,926				\$147,477,860		
	8/31/2022**		\$49,085,562				\$10,105,437				\$59,190,999		
Total thru Current Week		\$6,408,400,084	\$6,327,941,591	\$80,458,493	1.3%	\$1,507,149,008	\$1,425,711,604	\$81,437,404	5.7%	\$7,915,549,092	\$7,753,653,195	\$161,895,897	2.1%
Fiscal Year Total		\$6,408,400,084	\$6,616,975,019			\$1,507,149,008	\$1,490,228,375			\$7,915,549,092	\$8,107,203,394		

* FY 22 includes 4 days; FY 21 includes 5 days

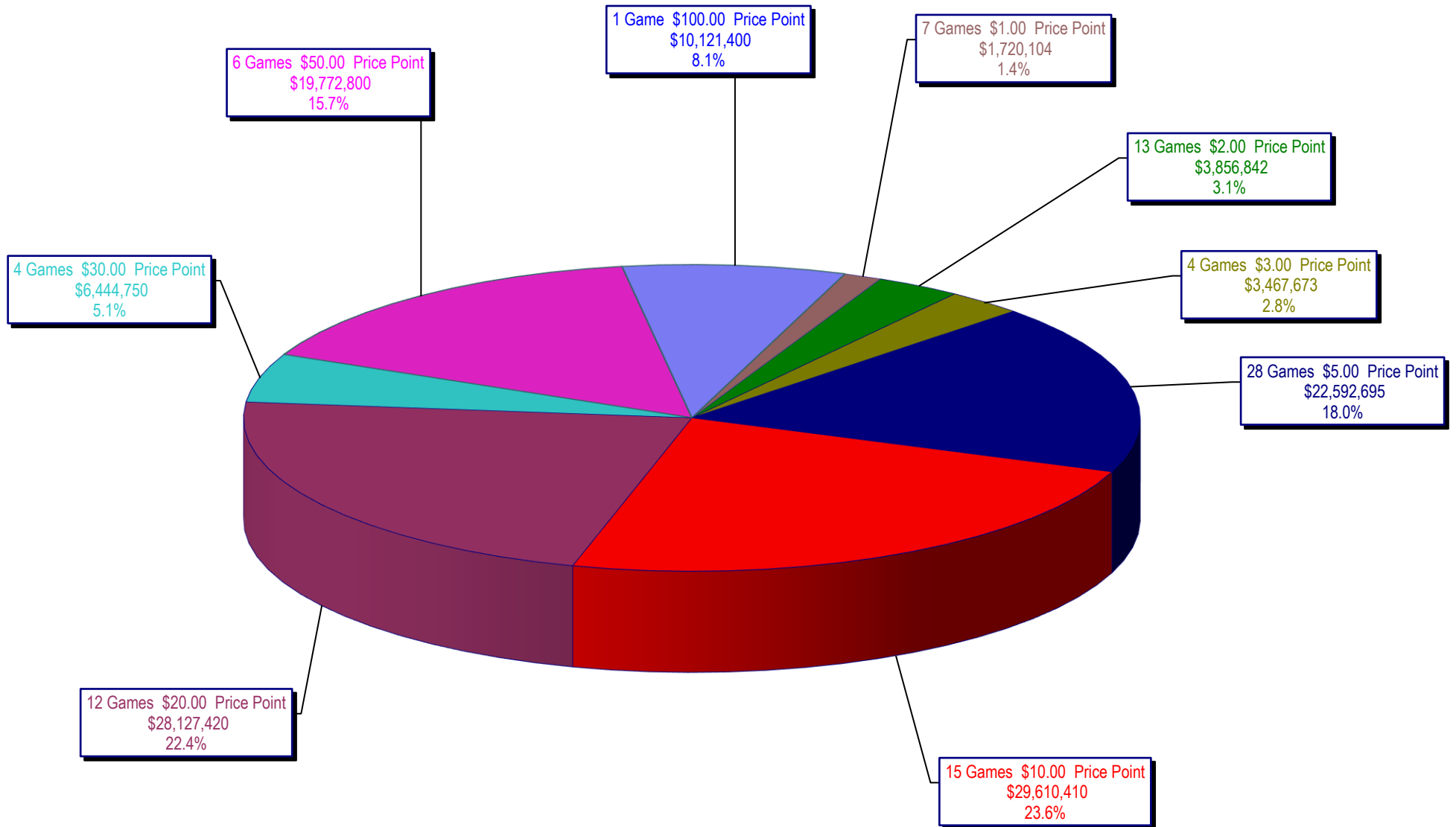
** FY 22 includes 4 days; FY 21 includes 3 days

Texas Lottery Commission Fiscal Year Over Year Change in Sales

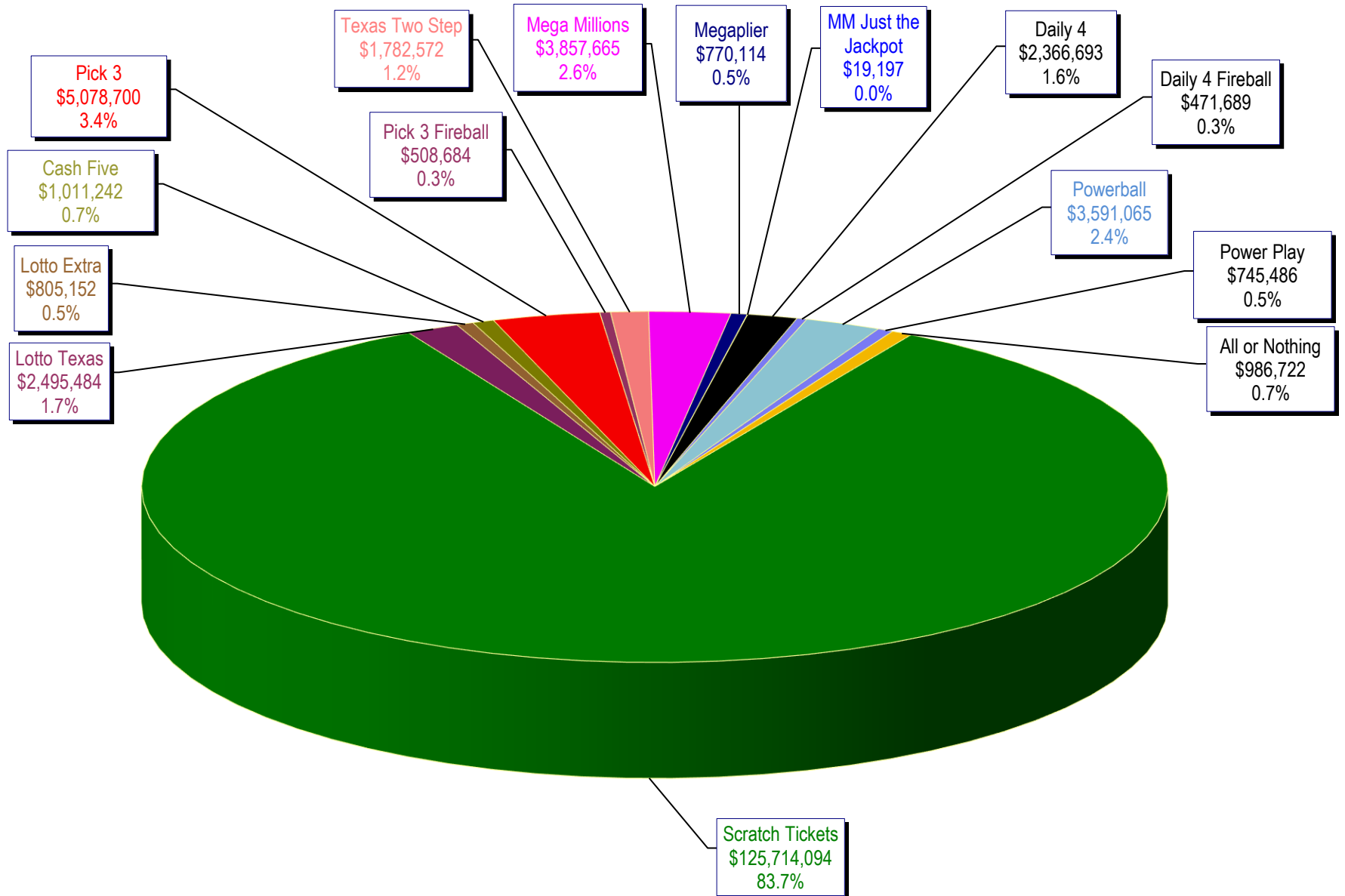


Note: Report is prepared on a Fiscal Year basis.

Texas Lottery Commission
Scratch Ticket Sales
For the Week Ending 8/13/2022
(Unaudited)



Texas Lottery Commission
All Game Sales
For the Week Ending 8/13/2022
(Unaudited)



Texas Lottery Commission - Weekly Sales Summary for FY 2022 (Unaudited)

Week Ended	Scratch Tickets	New Games & Dates	Lotto Texas	Jackpot			Lotto Extra	Pick 3	Pick 3 Fireball	Cash Five	Texas Two Step	Jackpot		Mega Millions	Jackpot		Megaplier	MM Just the Jackpot	Daily 4	Daily 4 Fireball	Powerball	Jackpot			Power Play	All or Nothing	Total	Per Cap.
				M	W	S						M	TH		T	F						M	W	S				
9/04/2021*	122,551,457	0	2,545,350	13.25	13.75	14.5	793,875	5,504,774	487,479	967,924	917,303	200	200	5,801,277	306	323	1,012,448	20,982	2,287,473	402,608	7,047,518	332	345	367	1,231,128	839,322	152,410,918	5.19
9/11/2021	117,404,128	2351 (\$1.N); 2352 (\$5.N); 2353 (\$10.N); 2354 (\$20.N) 09/07/2021	2,588,975	14.75	15.25	16.0	813,917	5,326,186	461,769	945,434	1,068,530	225	350	6,023,598	345	368	1,035,070	21,267	2,209,956	380,752	7,565,116	375	388	409	1,314,342	812,812	147,971,852	5.04
9/18/2021	121,522,543	0	2,867,148	16.25	16.75	17.0	889,630	5,253,330	466,681	952,821	1,589,517	525	675	6,932,804	383	405	1,163,829	25,323	2,207,513	387,515	8,964,496	416	432	457	1,531,841	811,896	155,566,886	5.30
9/25/2021	121,751,048	2355 (\$2.N); 2356 (\$10.N) 09/20/2021	2,855,413	17.5	18	18.75	885,506	5,085,184	445,038	943,820	1,269,968	950	200	5,253,062	432	20	923,281	19,479	2,135,889	364,426	10,798,775	472	490	523	1,818,847	819,560	155,369,295	5.29
10/2/2021	127,128,919	0	3,117,135	19.25	20	20.75	957,693	5,241,747	473,324	972,453	913,726	225	200	3,655,660	22	34	698,677	15,336	2,258,636	402,083	18,767,152	545	570	635	3,083,060	864,172	168,549,772	5.74
10/9/2021	121,962,687	2327 (\$3.N); 2379 (\$5.N); 2345 (\$20.N) 10/04/2021	2,335,573	5	5.25	5.5	725,359	5,235,510	476,311	965,788	1,094,254	225	350	3,600,594	45	60	679,198	16,839	2,221,288	403,702	11,443,024	685	20	31	1,946,343	850,392	153,956,861	5.24
10/16/2021	121,035,307	0	2,219,190	5.75	6	6.25	686,736	5,072,637	471,235	944,893	1,603,687	525	700	3,450,112	73	84	654,744	14,151	2,215,035	416,404	3,848,946	38	50	60	763,659	789,030	144,185,766	4.91
10/23/2021	121,223,866	2318 (\$2.N); 2342 (\$5.N); 2360 (\$5.N); 2344 (\$50.N) 10/18/2021; 2341 (\$5.N) 10/22/2021	2,194,577	6.5	6.75	7	678,396	5,005,838	468,781	938,938	2,062,303	925	1,225	3,633,956	94	108	678,107	14,133	2,226,214	462,326	4,047,814	65	73	86	788,330	781,256	145,204,834	4.95
10/30/2021	121,466,419	0	2,209,574	7.25	7.5	7.75	687,928	5,104,856	483,071	948,836	942,301	200	225	2,771,972	20	22	547,132	11,127	2,222,450	423,103	4,622,920	93	102	116	874,857	813,678	144,130,224	4.91
11/6/2021	123,385,510	2296 (\$1.N); 2361 (\$1.N); 2362 (\$3.N); 2363 (\$5.N); 2364 (\$10.N) 11/01/2021	2,289,094	8	8.25	8.5	711,717	5,188,859	481,994	958,458	1,009,534	350	200	2,824,532	26	36	557,329	11,643	2,271,135	428,925	4,914,166	123	132	146	917,962	812,480	146,763,338	5.00
11/13/2021	124,592,327	0	2,256,160	8.75	9	9.25	709,341	5,264,262	492,477	948,999	1,106,596	225	350	2,900,270	45	53	564,162	11,670	2,330,101	436,790	5,174,870	151	160	173	957,703	810,690	148,556,417	5.06
11/20/2021	129,630,920	2365 (\$2.N); 2319 (\$5.N); 2367 (\$20.N) - 11/15/2021	2,275,632	9.5	9.75	10	719,007	5,152,620	480,979	944,831	1,072,005	500	200	2,985,733	63	74	578,414	11,802	2,260,887	425,131	5,469,506	180	190	205	1,000,526	812,614	153,820,606	5.24
11/27/2021	121,428,296	0	2,315,143	10.25	10.5	10.75	733,873	5,080,475	475,740	901,730	826,530	225	200	3,038,216	83	94	582,969	12,180	2,203,736	408,793	5,818,680	213	224	243	1,058,800	771,536	145,656,697	4.96
12/4/2021	128,910,581	0	2,424,732	11	11.25	11.5	762,264	5,341,636	499,490	962,393	1,074,871	225	325	3,497,316	102	112	659,456	13,872	2,306,129	433,273	6,255,300	253	264	278	1,117,683	808,866	155,067,861	5.28
12/11/2021	127,275,950	2368 (\$5.N); 2348 (\$10.N) - 12/06/2021	2,393,662	11.75	12	12.25	753,303	5,312,512	489,077	948,758	1,399,506	475	675	3,639,196	122	135	676,627	13,716	2,343,742	442,865	6,671,809	280	291	307	1,176,730	793,522	154,330,974	5.26
12/18/2021	130,658,440	2325 (\$2.N) - 12/13/2021	2,482,012	12.5	12.75	13	784,326	5,348,219	501,639	952,783	927,190	200	225	3,864,014	148	160	710,693	14,961	2,383,879	451,431	7,550,738	320	333	353	1,324,101	827,770	158,782,195	5.41
12/25/2021	134,332,326	2370 (\$2.N); 2371 (\$5.N); 2333 (\$10.N); 2358 (\$50.N) - 12/20/2021	2,583,398	13.5	13.75	14.5	805,304	5,402,469	501,636	936,787	976,240	350	200	4,457,468	171	187	804,477	16,350	2,425,508	456,989	9,146,610	363	378	400	1,553,369	820,798	165,219,728	5.63
1/1/2022	143,781,256	0	3,054,907	14.75	15.25	16.25	974,062	5,334,260	499,340	1,003,119	1,144,524	225	325	6,515,372	201	221	1,146,055	23,649	2,390,436	447,102	19,340,444	416	441	500	3,301,587	883,078	189,839,189	6.47
1/8/2022	134,458,569	2372 (\$1.N); 2373 (\$3.N); 2374 (\$5.N); 2375 (\$10.N); 2376 (\$20.N) - 1/03/2022	2,476,871	5	5.25	5.5	798,851	5,172,993	503,883	990,527	1,075,811	500	200	6,901,130	253	278	1,202,491	27,456	2,268,367	422,369	21,414,615	540	630	20	3,520,244	932,784	182,166,961	6.20
1/15/2022	130,854,390	0	2,196,004	5.75	6	6.25	702,521	5,107,174	502,808	955,737	1,076,537	225	350	6,478,770	300	325	1,126,796	24,975	2,263,004	419,158	4,182,481	27	38	48	822,664	846,372	157,559,390	5.37
1/22/2022	126,399,631	2329 (\$2.N); 2419 (\$2.N) - 1/17/2022	2,180,868	6.5	6.75	7	698,313	4,939,272	480,505	941,764	1,434,838	500	700	6,678,880	347	376	1,131,194	26,382	2,227,928	425,710	4,224,578	53	62	76	825,369	840,620	153,455,852	5.23
1/29/2022	127,324,026	0	2,250,549	7.25	7.5	7.75	722,235	4,900,414	479,094	950,541	866,017	200	200	7,372,728	396	421	1,245,069	27,174	2,212,199	410,678	4,643,833	82	91	104	893,863	860,396	155,158,815	5.28
2/5/2022	126,528,959	0	2,324,504	8	8.25	8.5	740,763	4,968,856	481,679	944,144	844,400	225	200	2,980,621	20	22	586,342	12,669	2,222,117	420,517	5,162,000	113	123	137	979,558	849,878	150,047,006	5.11
2/12/2022	132,565,722	2357 (\$5.N); 2433 (\$10.N); 2380 (\$10.N) - 2/07/2022	2,356,602	8.75	9	9.25	752,595	5,121,998	489,692	980,831	1,102,238	225	325	3,071,760	31	42	609,297	13,719	2,249,589	415,305	5,522,624	147	158	172	1,038,452	865,856	157,156,280	5.35
2/19/2022	132,003,180	0	2,141,014	9.5	5	5.25	691,833	5,136,586	505,821	977,902	1,604,200	475	675	3,213,811	53	64	626,854	13,656	2,318,931	452,407	4,169,830	183	20	31	825,441	881,140	155,562,605	5.30
2/26/2022	130,903,763	2382 (\$5.N); 2411 (\$20.N) - 2/21/2022 2425 (\$5.N) - 2/25/2022	2,119,469	5.5	5.75	6	684,087	5,156,288	521,758	965,429	2,332,113	900	1,200	3,603,274	75	87	688,011	15,885	2,345,314	466,501	3,782,156	37	45	58	763,672	872,746	155,220,466	5.29
3/5/2022	144,124,385	0	2,230,769	6.25	6.5	6.75	722,238	5,887,506	599,928	1,014,426	1,641,352	1,500	200	3,902,043	102	113	736,957	17,157	2,568,577	531,444	4,019,072	65	73	85	804,637	934,420	169,734,911	5.78

