



WEEKLY SALES SUMMARY

Unaudited

Week Ending: 8/14/2021

Texas Lottery Commission
Fiscal Year to Date Sales Comparison
Unaudited

Through the Week Ending: 8/14/2021 (50 weeks)

Sales by Game	FY 2019 *	FY 2020 **	FY 2021	\$ Change		% Change	
				FY 2021 to FY 2019	FY 2021 to FY 2020	FY 2021 to FY 2019	FY 2021 to FY 2020
Scratch Tickets	\$ 4,675,333,663	\$ 5,298,912,163	\$ 6,327,941,591	\$ 1,652,607,928	\$ 1,029,029,428	35.3%	19.4%
Lotto Texas	103,544,845	108,682,006	123,412,674	19,867,829	14,730,668	19.2%	13.6%
Lotto Extra	25,652,369	29,162,297	36,590,570	10,938,201	7,428,273	42.6%	25.5%
Pick 3	239,563,682	248,336,803	272,792,417	33,228,735	24,455,614	13.9%	9.8%
Pick 3 Sum It Up	3,278,564	-	-	-3,278,564	-	-100.0%	-
Pick 3 Fireball	6,650,404	19,612,437	24,262,752	17,612,348	4,650,315	264.8%	23.7%
Cash Five	44,574,029	44,386,415	49,261,296	4,687,267	4,874,881	10.5%	11.0%
Texas Two Step	60,482,283	58,003,302	64,251,842	3,769,559	6,248,541	6.2%	10.8%
Mega Millions	346,796,147	190,842,166	311,317,452	-35,478,695	120,475,286	-10.2%	63.1%
Megaplier	51,566,370	32,785,536	53,147,591	1,581,221	20,362,055	3.1%	62.1%
MM Just the Jackpot	1,529,828	769,917	1,251,969	-277,859	482,052	-18.2%	62.6%
Daily 4	107,646,355	110,555,323	116,555,369	8,909,014	6,000,047	8.3%	5.4%
Daily 4 Sum It Up	4,072,164	-	-	-4,072,164	-	-100.0%	-
Daily 4 Fireball	4,784,053	15,932,924	19,214,899	14,430,846	3,281,976	301.6%	20.6%
Powerball	290,508,211	176,149,988	265,305,703	-25,202,508	89,155,715	-8.7%	50.6%
Power Play	45,271,028	30,748,061	46,424,129	1,153,101	15,676,068	2.5%	51.0%
All or Nothing	30,553,230	34,707,127	41,922,941	11,369,711	7,215,814	37.2%	20.8%
Total	\$ 6,041,807,224	\$ 6,399,586,463	\$ 7,753,653,195	\$ 1,711,845,971	\$ 1,354,066,732	28.3%	21.2%

* 3 extra days

** 2 extra days

Texas Lottery Commission
Fiscal Year Over Year Change in Sales
Unaudited
FY 2021 Compared to FY 2020

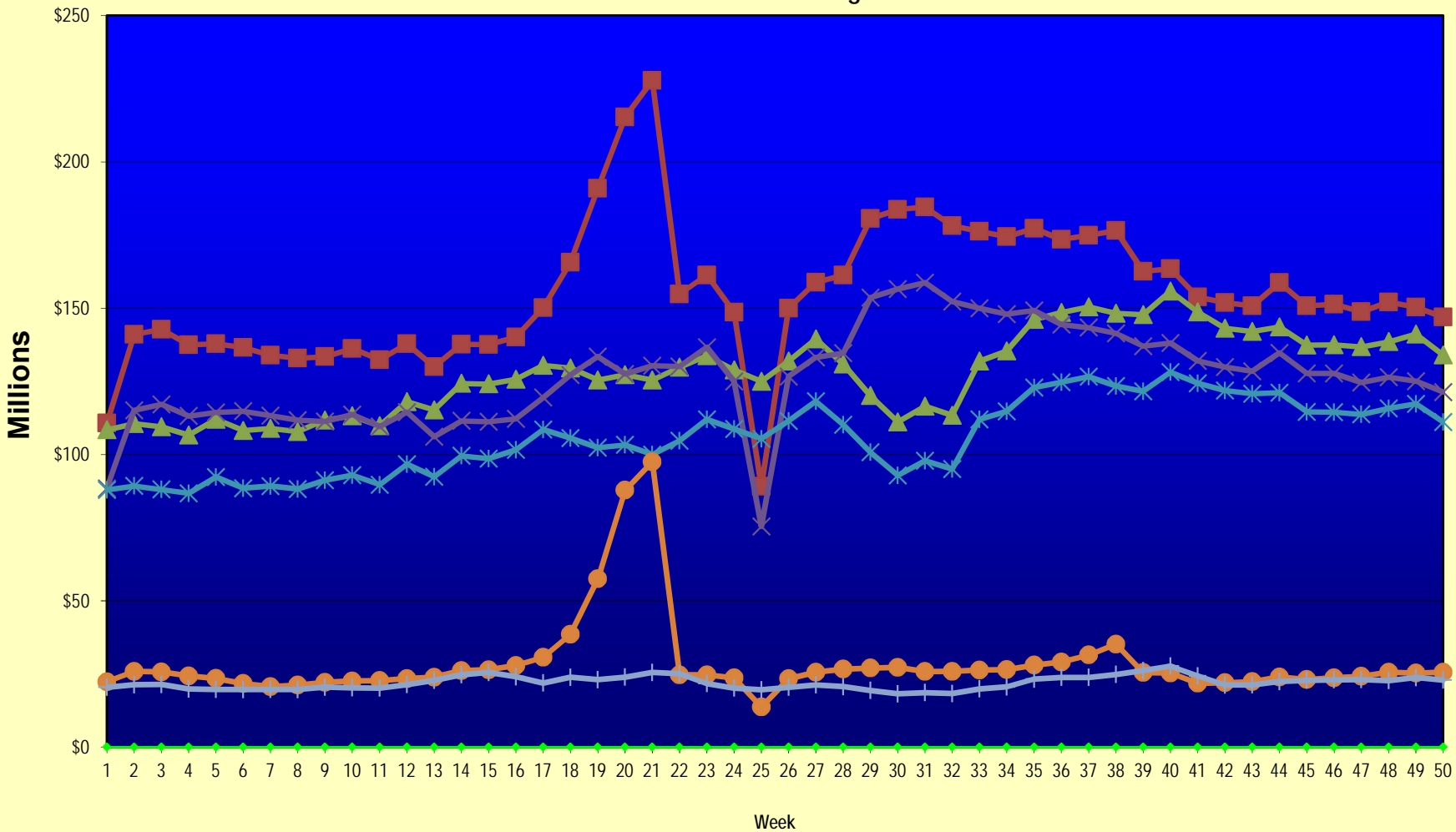
			SCRATCH TICKETS				DRAW GAMES				TOTAL SALES			
Week	FY 2021		FY 2020	Difference	% change - Cumulative Sales	FY 2021	FY 2020	Difference	% change - Cumulative Sales	FY 2021	FY 2020	Difference	% change - Cumulative Sales	
	Week	Ending												
1	9/5/2020*		\$88,381,162	\$87,955,988	\$425,174	0.5%	\$22,327,441	\$20,447,416	\$1,880,026	9.2%	\$110,708,603	\$108,403,404	\$2,305,200	2.1%
2	9/12/2020		\$115,145,117	\$89,240,373	\$25,904,744	29.0%	\$25,865,986	\$21,301,605	\$4,564,381	21.4%	\$141,011,103	\$110,541,978	\$30,469,125	27.6%
3	9/19/2020		\$117,098,316	\$88,068,469	\$29,029,847	33.0%	\$25,689,861	\$21,426,167	\$4,263,694	19.9%	\$142,788,177	\$109,494,636	\$33,293,541	30.4%
4	9/26/2020		\$113,153,550	\$86,745,066	\$26,408,484	30.4%	\$24,320,273	\$19,862,967	\$4,457,307	22.4%	\$137,473,823	\$106,608,033	\$30,865,791	29.0%
5	10/3/2020		\$114,375,276	\$92,284,132	\$22,091,144	23.9%	\$23,460,330	\$19,717,594	\$3,742,737	19.0%	\$137,835,606	\$112,001,726	\$25,833,881	23.1%
6	10/10/2020		\$114,802,883	\$88,490,099	\$26,312,784	29.7%	\$21,716,732	\$19,667,924	\$2,048,809	10.4%	\$136,519,615	\$108,158,023	\$28,361,593	26.2%
7	10/17/2020		\$113,280,669	\$89,190,486	\$24,090,183	27.0%	\$20,664,725	\$19,704,335	\$960,390	4.9%	\$133,945,394	\$108,894,821	\$25,050,573	23.0%
8	10/24/2020		\$111,745,204	\$88,173,783	\$23,571,421	26.7%	\$21,165,208	\$19,681,792	\$1,483,416	7.5%	\$132,910,412	\$107,855,575	\$25,054,837	23.2%
9	10/31/2020		\$111,272,152	\$91,201,316	\$20,070,836	22.0%	\$22,136,334	\$20,509,492	\$1,626,843	7.9%	\$133,408,486	\$111,710,808	\$21,697,679	19.4%
10	11/7/2020		\$113,620,007	\$92,978,873	\$20,641,134	22.2%	\$22,606,708	\$20,252,459	\$2,354,250	11.6%	\$136,226,715	\$113,231,332	\$22,995,384	20.3%
11	11/14/2020		\$109,577,081	\$89,685,517	\$19,891,564	22.2%	\$22,749,434	\$20,172,714	\$2,576,720	12.8%	\$132,326,515	\$109,858,231	\$22,468,284	20.5%
12	11/21/2020		\$114,446,332	\$96,650,014	\$17,796,318	18.4%	\$23,397,417	\$21,373,038	\$2,024,380	9.5%	\$137,843,749	\$118,023,052	\$19,820,698	16.8%
13	11/28/2020		\$106,113,701	\$92,381,438	\$13,732,263	14.9%	\$23,890,237	\$22,801,917	\$1,088,320	4.8%	\$130,003,938	\$115,183,355	\$14,820,583	12.9%
14	12/5/2020		\$111,508,837	\$99,556,606	\$11,952,231	12.0%	\$26,132,516	\$24,727,128	\$1,405,389	5.7%	\$137,641,353	\$124,283,734	\$13,357,620	10.7%
15	12/12/2020		\$111,156,442	\$98,579,669	\$12,576,773	12.8%	\$26,432,394	\$25,527,202	\$905,192	3.5%	\$137,588,836	\$124,106,871	\$13,481,965	10.9%
16	12/19/2020		\$112,212,350	\$101,628,893	\$10,583,457	10.4%	\$27,895,989	\$24,068,057	\$3,827,932	15.9%	\$140,108,339	\$125,696,950	\$14,411,389	11.5%
17	12/26/2020		\$119,456,586	\$108,533,892	\$10,922,694	10.1%	\$30,653,848	\$21,912,659	\$8,741,189	39.9%	\$150,110,434	\$130,446,551	\$19,663,883	15.1%
18	1/2/2021		\$127,122,270	\$105,603,978	\$21,518,292	20.4%	\$38,528,413	\$23,890,650	\$14,637,764	61.3%	\$165,650,683	\$129,494,628	\$36,156,056	27.9%
19	1/9/2021		\$133,494,933	\$102,317,060	\$31,177,873	30.5%	\$57,484,861	\$23,070,952	\$34,413,909	149.2%	\$190,979,794	\$125,388,012	\$65,591,782	52.3%
20	1/16/2021		\$127,542,833	\$103,309,252	\$24,233,581	23.5%	\$87,788,743	\$23,931,389	\$63,857,355	266.8%	\$140,108,339	\$125,696,950	\$14,411,389	11.5%
21	1/23/2021		\$130,328,004	\$99,944,800	\$30,383,204	30.4%	\$97,504,542	\$25,502,038	\$72,002,505	282.3%	\$227,832,546	\$125,446,838	\$102,385,709	81.6%
22	1/30/2021		\$130,076,595	\$104,739,453	\$25,337,142	24.2%	\$24,692,518	\$25,038,970	(\$346,452)	-1.4%	\$154,769,113	\$129,778,423	\$24,990,690	19.3%
23	2/6/2021		\$136,640,103	\$111,993,607	\$24,646,496	22.0%	\$24,693,211	\$21,709,985	\$2,983,227	13.7%	\$161,333,314	\$133,703,592	\$27,629,723	20.7%
24	2/13/2021		\$124,939,795	\$108,712,863	\$16,226,932	14.9%	\$23,636,934	\$20,194,178	\$3,442,756	17.0%	\$148,576,729	\$128,907,041	\$19,669,688	15.3%
25	2/20/2021		\$75,402,427	\$105,386,919	(\$29,984,492)	-28.5%	\$13,683,523	\$19,576,236	(\$5,892,713)	-30.1%	\$89,085,950	\$124,963,155	(\$35,877,205)	-28.7%
26	2/27/2021		\$126,573,041	\$111,502,521	\$15,070,520	13.5%	\$23,389,855	\$20,438,613	\$2,951,242	14.4%	\$149,962,896	\$131,941,134	\$18,021,762	13.7%
27	3/6/2021		\$133,200,697	\$118,172,204	\$15,028,493	12.7%	\$25,627,875	\$21,289,905	\$4,337,970	20.4%	\$158,828,572	\$139,462,109	\$19,366,463	13.9%
28	3/13/2021		\$134,601,912	\$110,225,673	\$24,376,239	22.1%	\$26,650,604	\$20,683,247	\$5,967,358	28.9%	\$161,252,516	\$130,908,920	\$30,343,597	23.2%
29	3/20/2021		\$153,635,044	\$100,753,932	\$52,881,112	52.5%	\$27,014,869	\$19,335,422	\$7,679,447	39.7%	\$180,649,913	\$120,089,354	\$60,560,559	50.4%
30	3/27/2021		\$156,511,371	\$92,874,514	\$63,636,857	68.5%	\$27,238,714	\$18,220,638	\$9,018,077	49.5%	\$183,750,085	\$111,095,152	\$72,654,934	65.4%
31	4/3/2021		\$158,758,180	\$97,875,268	\$60,882,912	62.2%	\$25,817,113	\$18,608,229	\$7,208,884	38.7%	\$184,575,293	\$116,483,497	\$68,091,796	58.5%
32	4/10/2021		\$152,261,121	\$95,060,231	\$57,200,890	60.2%	\$25,896,084	\$18,312,370	\$7,583,715	41.4%	\$178,157,205	\$113,372,601	\$64,784,605	57.1%
33	4/17/2021		\$149,946,632	\$111,984,645	\$37,961,987	33.9%	\$26,330,496	\$19,908,374	\$6,422,123	32.3%	\$176,277,128	\$120,893,019	\$54,384,110	33.7%
34	4/24/2021		\$147,956,805	\$114,733,967	\$33,222,838	29.0%	\$26,462,493	\$20,610,971	\$5,851,522	28.4%	\$174,419,298	\$135,344,938	\$39,074,360	28.9%
35	5/1/2021		\$149,268,466	\$122,883,938	\$26,384,528	21.5%	\$28,003,294	\$23,239,818	\$4,763,476	20.5%	\$177,271,760	\$146,123,756	\$31,148,004	21.3%
36	5/8/2021		\$144,423,251	\$124,659,093	\$19,764,158	15.9%	\$29,055,332	\$23,844,834	\$5,210,498	21.9%	\$173,478,583	\$148,503,927	\$24,974,656	16.8%
37	5/15/2021		\$143,355,893	\$126,618,315	\$16,737,578	13.2%	\$31,496,103	\$23,816,884	\$7,679,220	32.2%	\$174,851,996	\$150,435,199	\$24,416,798	16.2%
38	5/22/2021		\$141,392,410	\$123,421,203	\$17,971,207	14.6%	\$35,173,326	\$24,844,768	\$10,328,559	41.6%	\$176,565,736	\$148,265,971	\$28,299,766	19.1%
39	5/29/2021		\$137,051,585	\$121,587,798	\$15,463,787	12.7%	\$25,478,731	\$26,174,754	(\$696,023)	-2.7%	\$162,530,316	\$147,762,552	\$14,767,764	10.0%
40	6/5/2021		\$138,140,582	\$128,152,407	\$9,988,175	7.8%	\$25,330,096	\$27,653,351	(\$2,323,255)	-8.4%	\$163,470,678	\$155,805,758	\$7,664,921	4.9%
41	6/12/2021		\$131,984,128	\$124,337,803	\$7,646,325	6.1%	\$21,831,386	\$24,325,618	(\$2,494,233)	-10.3%	\$153,815,514	\$148,663,421	\$5,152,093	3.5%
42	6/19/2021		\$129,880,669	\$121,867,783	\$8,012,886	6.6%	\$21,982,398	\$21,238,025	\$744,374	3.5%	\$151,862,467	\$143,105,808	\$8,756,660	6.1%

Texas Lottery Commission
Fiscal Year Over Year Change in Sales
Unaudited
FY 2021 Compared to FY 2020

			SCRATCH TICKETS				DRAW GAMES				TOTAL SALES			
FY 2021														
Week	Week Ending		FY 2021	FY 2020	Difference	% change - Cumulative Sales	FY 2021	FY 2020	Difference	% change - Cumulative Sales	FY 2021	FY 2020	Difference	% change - Cumulative Sales
43	6/26/2021		\$128,432,805	\$120,777,685	\$7,655,120	6.3%	\$22,386,397	\$21,274,287	\$1,112,110	5.2%	\$150,819,202	\$142,051,972	\$8,767,230	6.2%
44	7/3/2021		\$134,775,705	\$121,140,896	\$13,634,809	11.3%	\$23,967,723	\$22,407,902	\$1,559,821	7.0%	\$158,743,428	\$143,548,798	\$15,194,630	10.6%
45	7/10/2021		\$127,718,775	\$114,591,206	\$13,127,569	11.5%	\$23,105,336	\$22,821,511	\$283,825	1.2%	\$150,824,111	\$137,412,717	\$13,411,394	9.8%
46	7/17/2021		\$127,681,286	\$114,444,652	\$13,236,634	11.6%	\$23,671,929	\$23,021,475	\$650,454	2.8%	\$151,353,215	\$137,466,127	\$13,887,088	10.1%
47	7/24/2021		\$124,610,457	\$113,701,030	\$10,909,427	9.6%	\$24,186,190	\$23,085,273	\$1,100,917	4.8%	\$148,796,647	\$136,786,303	\$12,010,344	8.8%
48	7/31/2021		\$126,437,509	\$115,767,821	\$10,669,688	9.2%	\$25,623,636	\$22,752,584	\$2,871,052	12.6%	\$152,061,145	\$138,520,405	\$13,540,740	9.8%
49	8/7/2021		\$125,100,277	\$117,301,276	\$7,799,001	6.6%	\$25,280,445	\$23,791,977	\$1,488,468	6.3%	\$150,380,722	\$141,093,253	\$9,287,469	6.6%
50	8/14/2021		\$121,350,965	\$111,123,756	\$10,227,209	9.2%	\$25,593,011	\$22,904,623	\$2,688,388	11.7%	\$146,943,976	\$134,028,379	\$12,915,597	9.6%
51	8/21/2021			\$112,919,496				\$21,669,592				\$134,589,088		
52	8/28/2021			\$113,122,453				\$22,007,271				\$135,129,724		
	8/31/2021**			\$30,859,274				\$3,863,234				\$34,722,508		
Total thru Current Week			\$6,327,941,591	\$5,298,912,163	\$1,029,029,428	19.4%	\$1,425,711,604	\$1,100,674,300	\$325,037,304	29.5%	\$7,753,653,195	\$6,399,586,463	\$1,354,066,732	21.2%
Fiscal Year Total			\$6,327,941,591	\$5,555,813,386			\$1,425,711,604	\$1,148,214,397			\$7,753,653,195	\$6,704,027,783		

* FY 21 includes 5 days
** FY 20 includes 2 days
** FY 21 includes 3 days

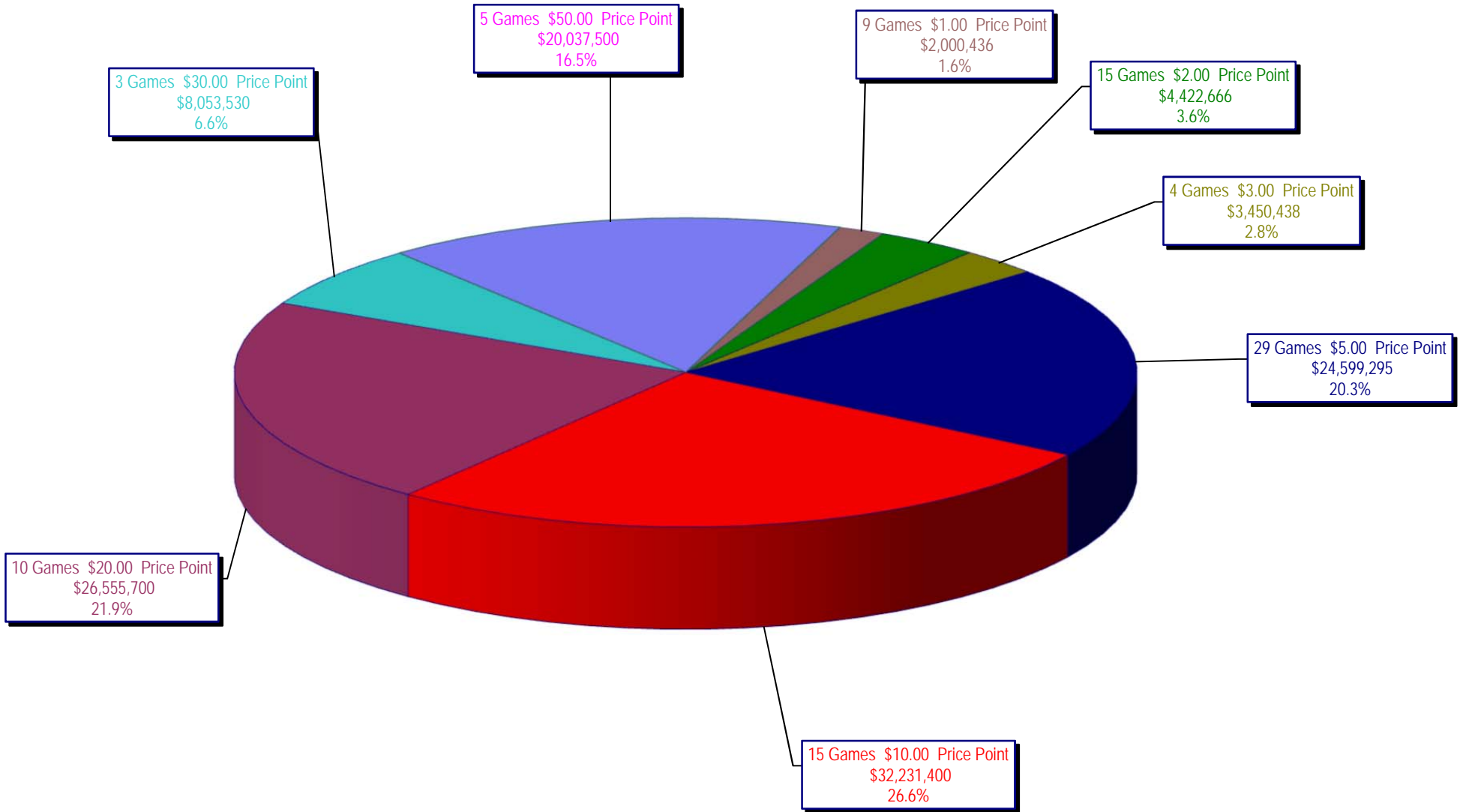
Texas Lottery Commission Fiscal Year Over Year Change in Sales



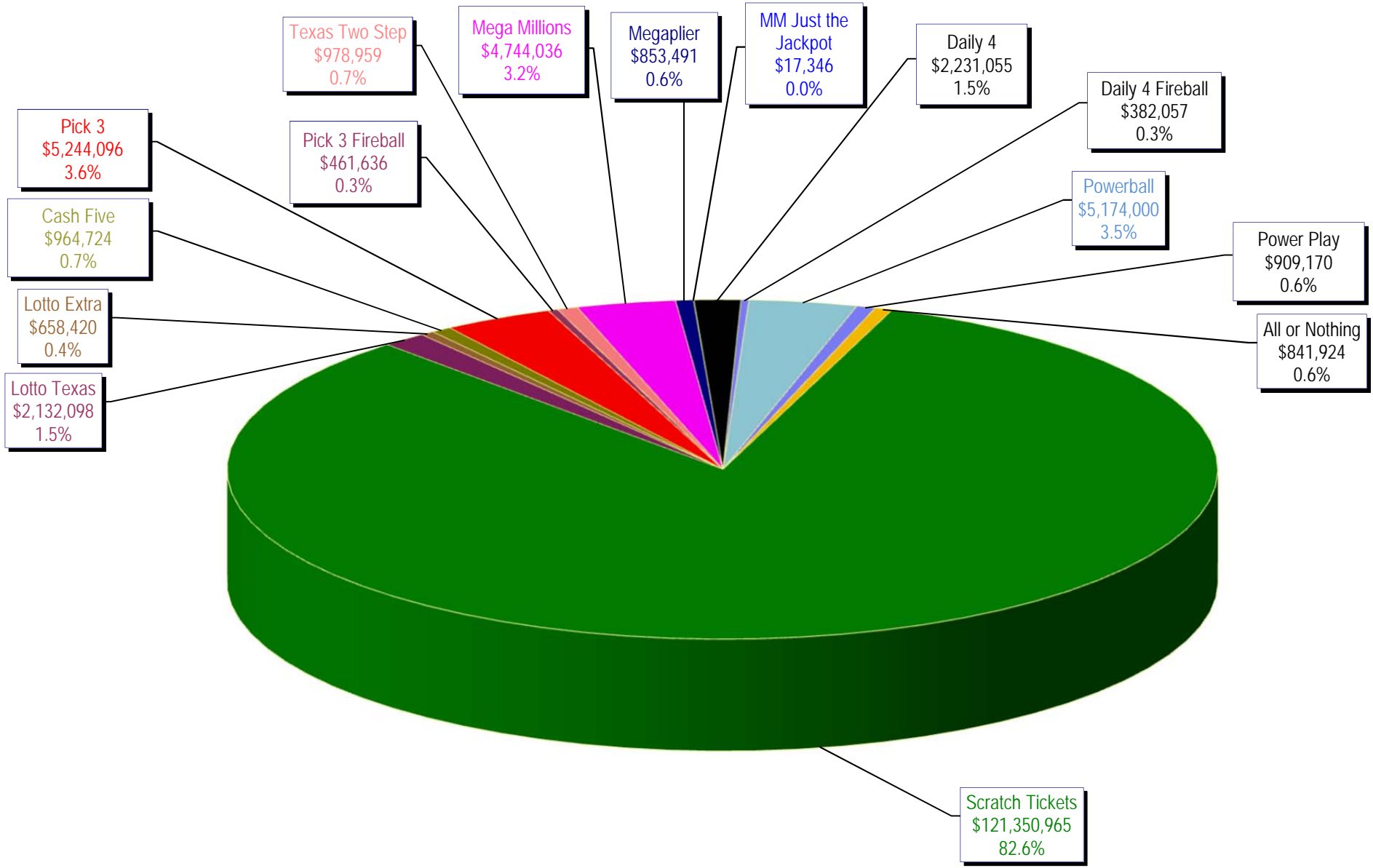
◆ Week
 ■ Total Sales 2021
 ▲ Total Sales 2020
 ✕ Scratch Tickets 2021
 ✕ Scratch Tickets 2020
 ● Draw Games 2021
 + Draw Games 2020

Note: Report is prepared on a Fiscal Year basis.

Texas Lottery Commission
Scratch Ticket Sales
For the Week Ending 8/14/2021
(Unaudited)



Texas Lottery Commission
All Game Sales
For the Week Ending 8/14/2021
(Unaudited)



Texas Lottery Commission - Weekly Sales Summary for FY 2021 (Unaudited)

Week Ended	Scratch Tickets	New Games & Dates	Lotto Texas	Jackpot W	S	Lotto Extra	Pick 3	Pick 3 Fireball	Cash Five	Texas Two Stop	Jackpot M	Jackpot TW	Mega Millions	Jackpot F	Megaplier	MM Just the Jackpot	Daily 4	Daily 4 Fireball	Powerball	Jackpot W	S	Power Play	All or Nothing	Total	Per Cap.	
9/05/2020*	119,240,436	0	4,900,880	36.75	37.5	1,317,942	5,627,095	495,670	975,355	1,198,425	225	350	3,498,263	78	88	644,018	15,564	2,426,444	392,334	3,296,712	56	66	623,274	778,700	145,431,111	5.02
9/12/2020	115,145,117	2252 (\$1.N); 2257 (\$2.N); 2253 (\$5.N); 2254 (\$10.N); 2255 (\$20.N) - 9/08/2020	4,786,564	39	40.5	1,302,979	5,450,541	475,781	947,289	1,141,053	550	200	3,674,730	97	108	664,073	15,378	2,349,281	372,234	3,320,494	75	85	619,095	746,494	141,011,103	4.86
9/19/2020	117,098,316	0	5,425,043	41.25	42.75	1,489,746	5,329,710	459,742	949,747	983,576	225	200	3,241,795	119	20	598,298	13,437	2,292,990	360,309	3,178,372	94	20	597,151	769,946	142,788,177	4.92
9/26/2020	113,153,550	2240 (\$2.N); 2246 (\$2.N); 2271 (\$10.N) - 9/21/2020	5,553,721	44	45.5	1,543,098	5,131,115	444,652	936,549	1,131,313	225	350	2,595,022	22	24	498,807	11,688	2,196,601	342,415	2,669,380	22	25	516,832	749,082	137,473,823	4.74
10/3/2020	114,375,276	0	3,912,148	47	5	1,099,604	5,328,809	460,344	960,535	1,736,672	525	725	2,743,952	32	41	521,588	11,514	2,230,409	348,411	2,823,728	34	43	542,037	740,580	137,835,606	4.75
10/10/2020	114,802,883	2259 (\$1.N); 2260 (\$5.N); 2274 (\$50.N) - 10/5/2020	2,162,587	5.25	5.5	628,576	5,060,112	421,479	946,873	2,295,357	950	1,275	2,889,056	50	60	538,328	12,156	2,163,365	337,694	2,985,318	52	62	555,666	720,166	136,519,615	4.71
10/17/2020	113,280,669	0	2,137,900	5.75	6	625,550	5,028,124	407,439	939,006	944,563	200	200	2,999,686	77	69	550,648	12,444	2,179,649	338,936	3,163,736	72	82	583,282	753,762	133,945,394	4.62
10/24/2020	111,745,204	2262 (\$2.N); 2263 (\$5.N); 2264 (\$10.N); 2040 (\$20.N) - 10/19/2020	2,135,487	6.25	6.5	627,816	4,919,589	399,003	930,223	993,681	200	225	3,187,422	86	97	581,691	13,428	2,221,398	335,447	3,438,500	91	102	621,336	760,188	132,910,412	4.58
10/31/2020	111,272,152	0	2,149,428	6.75	7	628,926	5,012,595	408,443	925,476	1,289,393	375	525	3,420,678	109	118	615,454	13,872	2,252,625	350,159	3,672,568	116	127	655,294	741,424	133,408,466	4.60
11/7/2020	113,620,907	2265 (\$1.N); 2266 (\$3.N); 2267 (\$5.N); 2249 (\$5.N) - 11/02/2020	2,189,403	7.25	7.5	629,879	5,190,194	425,841	938,750	973,168	200	225	3,694,336	129	142	657,406	15,246	2,262,604	349,405	3,842,270	137	149	679,622	758,586	136,226,715	4.70
11/14/2020	109,577,081	0	2,190,591	7.75	8	633,871	5,056,845	411,960	935,549	966,851	200	225	3,853,268	152	165	678,805	16,026	2,201,516	330,133	4,021,074	158	168	704,507	748,438	132,326,515	4.58
11/21/2020	114,446,332	2269 (\$2.N); 2270 (\$5.N); 2298 (\$20.N) - 11/16/2020	2,191,245	8.25	8.5	634,394	5,046,147	414,849	921,840	1,253,452	350	525	4,032,642	176	188	698,621	16,608	2,181,930	327,094	4,226,423	179	192	731,337	720,836	137,843,749	4.75
11/28/2020	106,113,701	2250 (\$5.N) - 11/23/2020	2,187,557	8.75	9	637,869	4,956,022	402,134	887,689	889,378	200	225	4,466,622	200	214	762,179	17,478	2,155,675	322,954	4,691,164	202	216	801,896	711,620	130,003,938	4.48
12/5/2020	111,508,837	0	2,103,173	5	5.25	617,745	5,384,426	448,282	971,053	1,287,425	350	500	4,997,344	229	244	844,358	19,314	2,334,912	358,890	5,138,360	231	243	870,569	756,666	137,641,353	4.75
12/12/2020	111,156,442	2160 (\$1.N); 2147 (\$5.N); 2335 (\$10.N) - 12/07/2020	2,132,528	5.5	5.75	631,153	5,275,669	427,926	954,355	956,213	200	225	5,366,742	264	276	900,622	20,751	2,260,947	345,370	5,473,968	262	277	920,795	765,356	137,588,836	4.75
12/19/2020	112,212,350	0	2,163,823	6	6.25	639,430	5,228,079	434,269	949,684	918,216	200	200	6,079,226	291	310	1,010,231	23,658	2,288,502	359,142	6,014,958	287	304	1,009,358	777,414	140,108,339	4.83
12/26/2020	119,456,586	2275 (\$2.N); 2276 (\$5.N) - 12/21/2020	2,287,177	6.5	6.75	675,875	5,314,659	451,170	943,447	969,410	225	200	7,149,896	330	352	1,154,637	29,199	2,242,632	351,367	7,144,430	321	341	1,175,407	764,542	150,110,434	5.18
1/2/2021	127,122,270	2247 (\$5.N) - 12/28/2020	2,583,639	7	7.3	774,071	5,485,652	481,315	1,038,683	1,176,302	225	375	10,216,620	376	401	1,647,161	41,229	2,358,450	375,856	9,876,536	363	384	1,617,112	855,788	165,650,683	5.71
1/9/2021	133,494,933	2277 (\$1.N); 2279 (\$3.N); 2280 (\$5.N); 2281 (\$10.N); 2282 (\$20.N) - 1/04/2021	2,918,217	7.5	7.75	873,506	5,481,586	475,963	1,094,279	1,075,466	200	225	19,023,274	447	520	2,969,319	74,370	2,373,592	386,321	17,154,894	410	470	2,680,653	903,422	190,979,794	6.59
1/16/2021	127,542,833	0	3,012,953	5	5.3	905,675	5,214,347	457,406	1,116,010	1,542,821	375	550	34,387,900	625	750	5,143,201	156,366	2,221,170	354,094	28,049,666	550	640	4,270,703	956,432	215,331,576	7.43
1/23/2021	130,328,004	2225 (\$2.N); 2248 (\$10.N); 2337 (\$50.N) - 1/18/2021	2,854,635	5.5	5	859,729	5,248,587	455,430	1,116,633	1,430,855	775	200	50,219,864	865	1,000	7,672,170	175,485	2,213,956	349,317	20,614,057	730	20	3,237,588	1,056,236	227,832,546	7.86
1/30/2021	130,076,595	0	2,267,923	5.25	5.5	677,097	5,414,881	465,808	1,098,548	1,224,844	225	400	4,368,506	20	25	810,915	18,492	2,267,693	363,862	3,949,134	20	30	743,690	1,021,126	154,769,113	5.34
2/6/2021	136,640,103	2286 (\$5.N); 2320 (\$10.N); 2287 (\$20.N) - 2/01/2021	2,252,119	5.75	6	673,758	5,677,801	514,876	1,071,864	1,090,903	200	225	4,388,106	42	54	827,049	18,894	2,375,733	386,945	3,706,518	20	30	714,026	994,620	161,333,314	5.56
2/13/2021	124,939,795	2332 (\$5.N) - 2/08/2021	2,108,169	6.25	5	636,326	5,265,638	465,699	1,038,219	1,111,007	375	200	4,321,272	68	82	801,838	17,778	2,204,451	359,555	3,696,324	42	56	700,621	910,038	148,576,729	5.12
2/20/2021	75,402,427	2283 (\$2.N); 2205 (\$5.N); 2284 (\$10.N) - 2/15/2021	1,346,012	5.25	5.5	420,851	3,001,271	263,647	615,676	555,491	225	350	2,153,178	96	20	418,638	8,724	1,320,841	211,672	2,445,944	66	78	471,947	449,632	89,085,950	3.07
2/27/2021	126,573,041	2239 (\$2.N); 2234 (\$3.N) - 2/22/2021	2,036,028	5.75	6	622,806	5,346,441	460,592	1,002,687	1,469,957	375	575	3,257,734	22	30	642,660	12,831	2,332,579	375,784	4,171,404	90	106	785,207	873,145	149,962,896	5.17
3/6/2021	133,200,697	2290 (\$1.N); 2291 (\$5.N); 2292 (\$10.N) - 3/01/2021	2,074,631	6.25	6.5	632,662	5,924,143	518,235	1,017,325	2,263,195	800	1,050	3,382,037	43	55	662,804	13,428	2,590,704	427,627	4,417,704	123	138	819,532	883,848	158,828,572	5.48

Texas Lottery Commission - Weekly Sales Summary for FY 2021 (Unaudited)

Week Ended	Scratch Tickets	New Games & Dates	Lotto Texas	Jackpot W	S	Lotto Extra	Pick 3	Pick 3 Fireball	Cash Five	Texas Two Stop	Jackpot M	Jackpot TW	Mega Millions	Jackpot F	Megaplier	MM Just the Jackpot	Daily 4	Daily 4 Fireball	Powerball	Jackpot W	S	Power Play	All or Nothing	Total	Per Cap.	
3/13/2021	134,601,912	0	2,075,174	6.75	7	633,309	5,917,137	539,803	1,017,496	3,000,248	1,350	1,725	3,469,703	68	79	670,861	14,160	2,583,956	433,696	4,581,460	155	169	841,297	872,306	161,252,516	5.56
3/20/2021	153,635,044	2299 (\$2.N); 2334 (\$5.N); 2258 (\$10.N); 2338 (\$50.N) - 3/15/2021	2,135,813	7.25	7.5	660,574	6,077,492	585,590	1,041,571	1,941,969	2,150	200	3,822,961	93	105	729,704	14,823	2,732,065	510,488	4,922,390	184	200	899,653	938,876	180,649,913	6.23
3/27/2021	156,511,371	0	2,158,790	7.75	8	668,601	6,202,350	591,728	1,036,421	1,331,113	225	400	4,126,798	122	137	775,640	15,846	2,688,102	477,521	5,266,366	220	238	950,395	949,044	183,750,085	6.34
4/3/2021	158,758,180	0	2,189,814	8.25	8.5	670,896	6,394,143	644,358	1,045,649	1,317,961	575	200	4,579,660	152	168	842,327	17,382	2,766,699	494,983	3,253,172	20	32	641,041	959,028	184,575,293	6.37
4/10/2021	152,261,121	2289 (\$5.N); 2346 (\$10.N); 2293 (\$30.N) - 4/05/2021	2,157,080	8.75	9.25	658,112	6,243,680	606,098	1,054,949	1,304,677	225	400	4,931,646	184	201	886,737	18,336	2,685,122	473,569	3,267,156	43	55	641,973	966,950	178,157,205	6.14
4/17/2021	149,946,632	0	2,203,157	10	10.5	672,266	6,222,916	592,988	1,037,151	1,274,409	600	200	5,333,250	220	240	947,537	19,548	2,559,358	438,820	3,398,487	67	79	663,434	967,176	176,277,128	6.08
4/24/2021	147,956,805	2339 (\$2.N); 2300 (\$5.N); 2347 (\$10.N); 2312 (\$50.N) - 4/19/2021	2,227,202	11	11.75	676,685	6,003,591	560,628	1,028,549	1,027,303	225	200	5,680,346	257	277	1,000,758	21,729	2,490,330	419,546	3,664,374	90	104	700,994	960,458	174,419,298	6.02
5/1/2021	149,268,466	0	2,286,599	12.25	13	699,032	6,086,001	568,149	1,015,344	1,003,897	225	200	6,389,460	297	319	1,122,213	22,224	2,574,317	442,499	4,049,504	116	129	764,690	979,366	177,271,760	6.11
5/8/2021	144,423,251	2301 (\$1.N); 2302 (\$5.N); 2303 (\$10.N); 2304 (\$20.N) - 5/03/2021	2,340,164	13.5	14.25	714,853	6,066,334	548,914	1,027,789	1,030,801	200	225	7,113,696	345	370	1,232,434	24,564	2,520,031	427,800	4,293,502	142	157	800,989	913,460	173,478,583	5.98
5/15/2021	143,355,893	0	2,398,544	14.75	15.5	731,014	5,881,430	533,006	1,026,802	1,472,509	375	550	8,580,376	402	430	1,465,568	71,211	2,466,583	419,042	4,706,168	168	183	869,389	874,462	174,851,996	6.03
5/22/2021	141,392,410	2288 (\$2.N) - 5/17/2021	2,489,921	16.25	17	756,818	5,769,455	538,793	1,024,182	2,025,447	775	1,025	10,688,994	475	515	1,767,642	36,819	2,399,617	414,883	5,409,520	201	218	977,082	874,154	176,565,736	6.09
5/29/2021	137,051,585	0	2,455,928	17.5	18.25	744,682	5,774,712	553,301	1,006,847	1,024,364	200	225	3,241,318	20	22	632,087	12,066	2,430,202	431,101	5,301,840	236	253	958,846	911,438	162,530,316	5.61
6/5/2021	138,140,582	0	2,216,483	18.75	5	680,796	5,655,231	531,451	1,018,649	1,069,454	375	200	3,240,578	34	45	635,156	12,684	2,390,842	421,515	5,577,854	268	286	1,002,438	876,966	163,470,678	5.64
6/12/2021	131,984,128	2273 (\$5.N); 2309 (\$10.N); 2203 (\$20.N) - 6/07/2021	1,935,184	5	5.25	598,316	5,630,762	516,837	1,006,702	1,022,767	200	225	3,183,473	56	20	623,192	11,523	2,346,921	406,082	3,061,092	20	31	601,152	887,384	153,815,514	5.30
6/19/2021	129,880,069	2343 (\$20.N) - 6/18/2021	1,973,602	5.5	5.75	605,427	5,659,627	514,168	1,001,626	1,086,346	375	200	3,020,838	22	30	600,061	11,298	2,347,808	386,688	3,290,686	40	52	637,914	846,310	151,862,467	5.24
6/26/2021	128,432,805	2294 (\$2.N); 2295 (\$5.N) - 6/21/2021	1,979,531	6	6.25	609,617	5,668,749	527,270	990,238	1,174,415	225	375	3,137,441	40	50	615,613	12,273	2,313,907	394,969	3,461,216	63	75	661,869	839,290	150,819,202	5.20
7/3/2021	134,775,705	0	2,042,384	6.5	6.75	629,974	5,825,055	543,529	1,012,831	1,587,036	550	750	3,374,078	61	72	657,051	12,711	2,454,889	422,373	3,842,810	88	101	726,237	836,766	158,743,428	5.47
7/10/2021	127,718,775	2313 (\$1.N); 2314 (\$5.N) - 7/06/2021	2,014,691	7	7.25	623,132	5,613,323	501,503	982,531	927,821	200	200	3,437,123	82	94	659,646	13,335	2,361,701	394,313	3,988,872	113	127	739,501	847,844	150,824,111	5.14
7/17/2021	127,681,286	0	2,050,695	7.5	7.75	631,795	5,381,043	486,078	988,017	1,170,743	225	350	3,748,222	104	117	710,255	13,716	2,299,928	396,633	4,190,152	137	150	768,130	836,522	151,353,215	5.15
7/24/2021	124,610,457	2317 (\$5.N) - 7/19/2021	2,065,382	8	8.25	627,797	5,235,008	476,027	965,871	1,741,883	550	750	3,855,488	128	140	722,901	13,665	2,253,745	386,232	4,271,862	161	174	777,640	792,690	148,796,647	5.07
7/31/2021	126,437,509	0	2,107,430	8.5	8.75	649,668	5,331,481	489,991	973,240	2,310,177	1,000	1,325	4,111,832	153	166	762,055	15,663	2,270,415	399,308	4,573,208	186	199	827,861	801,308	152,061,145	5.18
8/7/2021	125,100,277	2297 (\$5.N); 2336 (\$10.N) - 8/02/2021	2,134,398	9	9.25	659,803	5,465,392	485,865	982,926	975,799	200	200	4,374,996	179	191	804,771	16,263	2,323,145	397,959	4,935,654	211	226	879,995	843,480	150,380,722	5.12
8/14/2021	121,350,965	0	2,132,098	10	10.75	658,420	5,244,096	461,636	964,724	978,959	225	200	4,744,036	208	225	853,491	17,346	2,231,055	382,057	5,174,000	241	258	909,170	841,924	146,943,976	5.00
weekly change	-3.0%		-0.1%		-0.2%	-4.0%	-5.0%	-1.9%	0.3%			8.4%		6.1%	6.7%	-4.0%	-4.0%	4.8%		3.3%	-0.2%	-2.3%				
	SALES		SALES			SALES	SALES	SALES	SALES	SALES			SALES	SALES	SALES	SALES	SALES	SALES	SALES	SALES	SALES	SALES	SALES	% of Sales		
Calendar Year to date 2020	4,342,276,616		71,734,781			21,893,894	181,764,837	16,637,586	32,766,761	43,681,563			237,557,780			40,306,337	951,474	77,176,439	13,114,028	190,918,100			33,377,555	28,744,033	5,332,901,783	100.0%
Fiscal Year to date 2021	6,327,941,591		123,412,674			36,590,570	272,792,417	24,262,752	49,261,296	64,251,842			311,317,452			53,147,991	1,251,969	116,555,369	19,214,899	265,305,703			46,424,129	41,922,941	7,753,653,195	100.0%
Full week includes 3 days from FY20																										