



WEEKLY SALES SUMMARY

Unaudited

Week Ending: 8/21/2021

Texas Lottery Commission
Fiscal Year to Date Sales Comparison
Unaudited

Through the Week Ending: 8/21/2021 (51 weeks)

Sales by Game	FY 2019 *	FY 2020 **	FY 2021	\$ Change		% Change	
				FY 2021 to FY 2019	FY 2021 to FY 2020	FY 2021 to FY 2019	FY 2021 to FY 2020
Scratch Tickets	\$ 4,758,788,882	\$ 5,411,831,659	\$ 6,449,022,523	\$ 1,690,233,641	\$ 1,037,190,864	35.5%	19.2%
Lotto Texas	105,889,138	111,922,093	125,517,083	19,627,945	13,594,990	18.5%	12.1%
Lotto Extra	26,234,549	30,048,978	37,246,816	11,012,267	7,197,838	42.0%	24.0%
Pick 3	243,978,956	253,468,105	277,920,235	33,941,279	24,452,131	13.9%	9.6%
Pick 3 Sum It Up	3,278,564	-	-	-3,278,564	-	-100.0%	-
Pick 3 Fireball	6,966,052	20,052,743	24,723,680	17,757,629	4,670,937	254.9%	23.3%
Cash Five	45,410,072	45,321,158	50,220,391	4,810,319	4,899,233	10.6%	10.8%
Texas Two Step	61,413,278	59,181,131	65,227,931	3,814,653	6,046,801	6.2%	10.2%
Mega Millions	349,844,244	193,667,715	316,255,136	-33,589,108	122,587,421	-9.6%	63.3%
Megaplier	52,092,235	33,321,261	54,030,258	1,938,023	20,708,997	3.7%	62.1%
MM Just the Jackpot	1,542,347	782,094	1,270,050	-272,297	487,956	-17.7%	62.4%
Daily 4	109,662,090	112,801,274	118,768,398	9,106,308	5,967,124	8.3%	5.3%
Daily 4 Sum It Up	4,072,164	-	-	-4,072,164	-	-100.0%	-
Daily 4 Fireball	5,031,769	16,289,418	19,607,163	14,575,394	3,317,745	289.7%	20.4%
Powerball	293,309,910	178,785,254	270,589,909	-22,720,001	91,804,655	-7.7%	51.3%
Power Play	45,770,273	31,263,606	47,349,964	1,579,691	16,086,358	3.5%	51.5%
All or Nothing	31,194,614	35,439,063	42,784,999	11,590,385	7,345,936	37.2%	20.7%
Total	\$ 6,144,479,136	\$ 6,534,175,551	\$ 7,900,534,536	\$ 1,756,055,400	\$ 1,366,358,985	28.6%	20.9%

* 3 extra days

** 2 extra days

Texas Lottery Commission
Fiscal Year Over Year Change in Sales
Unaudited
FY 2021 Compared to FY 2020

			SCRATCH TICKETS				DRAW GAMES				TOTAL SALES			
FY 2021			% change -				% change -				% change -			
Week	Week	Ending	FY 2021	FY 2020	Difference	Cumulative Sales	FY 2021	FY 2020	Difference	Cumulative Sales	FY 2021	FY 2020	Difference	Cumulative Sales
1	9/5/2020*		\$88,381,162	\$87,955,988	\$425,174	0.5%	\$22,327,441	\$20,447,416	\$1,880,026	9.2%	\$110,708,603	\$108,403,404	\$2,305,200	2.1%
2	9/12/2020		\$115,145,117	\$89,240,373	\$25,904,744	29.0%	\$25,865,986	\$21,301,605	\$4,564,381	21.4%	\$141,011,103	\$110,541,978	\$30,469,125	27.6%
3	9/19/2020		\$117,098,316	\$88,068,469	\$29,029,847	33.0%	\$25,689,861	\$21,426,167	\$4,263,694	19.9%	\$142,788,177	\$109,494,636	\$33,293,541	30.4%
4	9/26/2020		\$113,153,550	\$86,745,066	\$26,408,484	30.4%	\$24,320,273	\$19,862,967	\$4,457,307	22.4%	\$137,473,823	\$106,608,033	\$30,865,791	29.0%
5	10/3/2020		\$114,375,276	\$92,284,132	\$22,091,144	23.9%	\$23,460,330	\$19,717,594	\$3,742,737	19.0%	\$137,835,606	\$112,001,726	\$25,833,881	23.1%
6	10/10/2020		\$114,802,883	\$88,490,099	\$26,312,784	29.7%	\$21,716,732	\$19,667,924	\$2,048,809	10.4%	\$136,519,615	\$108,158,023	\$28,361,593	26.2%
7	10/17/2020		\$113,280,669	\$89,190,486	\$24,090,183	27.0%	\$20,664,725	\$19,704,335	\$960,390	4.9%	\$133,945,394	\$108,894,821	\$25,050,573	23.0%
8	10/24/2020		\$111,745,204	\$88,173,783	\$23,571,421	26.7%	\$21,165,208	\$19,681,792	\$1,483,416	7.5%	\$132,910,412	\$107,855,575	\$25,054,837	23.2%
9	10/31/2020		\$111,272,152	\$91,201,316	\$20,070,836	22.0%	\$22,136,334	\$20,509,492	\$1,626,843	7.9%	\$133,408,486	\$111,710,808	\$21,697,679	19.4%
10	11/7/2020		\$113,620,007	\$92,978,873	\$20,641,134	22.2%	\$22,606,708	\$20,252,459	\$2,354,250	11.6%	\$136,226,715	\$113,231,332	\$22,995,384	20.3%
11	11/14/2020		\$109,577,081	\$89,685,517	\$19,891,564	22.2%	\$22,749,434	\$20,172,714	\$2,576,720	12.8%	\$132,326,515	\$109,858,231	\$22,468,284	20.5%
12	11/21/2020		\$114,446,332	\$96,650,014	\$17,796,318	18.4%	\$23,397,417	\$21,373,038	\$2,024,380	9.5%	\$137,843,749	\$118,023,052	\$19,820,698	16.8%
13	11/28/2020		\$106,113,701	\$92,381,438	\$13,732,263	14.9%	\$23,890,237	\$22,801,917	\$1,088,320	4.8%	\$130,003,938	\$115,183,355	\$14,820,583	12.9%
14	12/5/2020		\$111,508,837	\$99,556,606	\$11,952,231	12.0%	\$26,132,516	\$24,727,128	\$1,405,389	5.7%	\$137,641,353	\$124,283,734	\$13,357,620	10.7%
15	12/12/2020		\$111,156,442	\$98,579,669	\$12,576,773	12.8%	\$26,432,394	\$25,527,202	\$905,192	3.5%	\$137,588,836	\$124,106,871	\$13,481,965	10.9%
16	12/19/2020		\$112,212,350	\$101,628,893	\$10,583,457	10.4%	\$27,895,989	\$24,068,057	\$3,827,932	15.9%	\$140,108,339	\$125,696,950	\$14,411,389	11.5%
17	12/26/2020		\$119,456,586	\$108,533,892	\$10,922,694	10.1%	\$30,653,848	\$21,912,659	\$8,741,189	39.9%	\$150,110,434	\$130,446,551	\$19,663,883	15.1%
18	1/2/2021		\$127,122,270	\$105,603,978	\$21,518,292	20.4%	\$38,528,413	\$23,890,650	\$14,637,764	61.3%	\$165,650,683	\$129,494,628	\$36,156,056	27.9%
19	1/9/2021		\$133,494,933	\$102,317,060	\$31,177,873	30.5%	\$57,484,861	\$23,070,952	\$34,413,909	149.2%	\$190,979,794	\$125,388,012	\$65,591,782	52.3%
20	1/16/2021		\$127,542,833	\$103,309,252	\$24,233,581	23.5%	\$87,788,743	\$23,931,389	\$63,857,355	266.8%	\$140,108,339	\$125,696,950	\$14,411,389	11.5%
21	1/23/2021		\$130,328,004	\$99,944,800	\$30,383,204	30.4%	\$97,504,542	\$25,502,038	\$72,002,505	282.3%	\$227,832,546	\$125,446,838	\$102,385,709	81.6%
22	1/30/2021		\$130,076,595	\$104,739,453	\$25,337,142	24.2%	\$24,692,518	\$25,038,970	(\$346,452)	-1.4%	\$154,769,113	\$129,778,423	\$24,990,690	19.3%
23	2/6/2021		\$136,640,103	\$111,993,607	\$24,646,496	22.0%	\$24,693,211	\$21,709,985	\$2,983,227	13.7%	\$161,333,314	\$133,703,592	\$27,629,723	20.7%
24	2/13/2021		\$124,939,795	\$108,712,863	\$16,226,932	14.9%	\$23,636,934	\$20,194,178	\$3,442,756	17.0%	\$148,576,729	\$128,907,041	\$19,669,688	15.3%
25	2/20/2021		\$75,402,427	\$105,386,919	(\$29,984,492)	-28.5%	\$13,683,523	\$19,576,236	(\$5,892,713)	-30.1%	\$89,085,950	\$124,963,155	(\$35,877,205)	-28.7%
26	2/27/2021		\$126,573,041	\$111,502,521	\$15,070,520	13.5%	\$23,389,855	\$20,438,613	\$2,951,242	14.4%	\$149,962,896	\$131,941,134	\$18,021,762	13.7%
27	3/6/2021		\$133,200,697	\$118,172,204	\$15,028,493	12.7%	\$25,627,875	\$21,289,905	\$4,337,970	20.4%	\$158,828,572	\$139,462,109	\$19,366,463	13.9%
28	3/13/2021		\$134,601,912	\$110,225,673	\$24,376,239	22.1%	\$26,650,604	\$20,683,247	\$5,967,358	28.9%	\$161,252,516	\$130,908,920	\$30,343,597	23.2%
29	3/20/2021		\$153,635,044	\$100,753,932	\$52,881,112	52.5%	\$27,014,869	\$19,335,422	\$7,679,447	39.7%	\$180,649,913	\$120,089,354	\$60,560,559	50.4%
30	3/27/2021		\$156,511,371	\$92,874,514	\$63,636,857	68.5%	\$27,238,714	\$18,220,638	\$9,018,077	49.5%	\$183,750,085	\$111,095,152	\$72,654,934	65.4%
31	4/3/2021		\$158,758,180	\$97,875,268	\$60,882,912	62.2%	\$25,817,113	\$18,608,229	\$7,208,884	38.7%	\$184,575,293	\$116,483,497	\$68,091,796	58.5%
32	4/10/2021		\$152,261,121	\$95,060,231	\$57,200,890	60.2%	\$25,896,084	\$18,312,370	\$7,583,715	41.4%	\$178,157,205	\$113,372,601	\$64,784,605	57.1%
33	4/17/2021		\$149,946,632	\$111,984,645	\$37,961,987	33.9%	\$26,330,496	\$19,908,374	\$6,422,123	32.3%	\$176,277,128	\$131,893,019	\$44,384,110	33.7%
34	4/24/2021		\$147,956,805	\$114,733,967	\$33,222,838	29.0%	\$26,462,493	\$20,610,971	\$5,851,522	28.4%	\$174,419,298	\$135,344,938	\$39,074,360	28.9%
35	5/1/2021		\$149,268,466	\$122,883,938	\$26,384,528	21.5%	\$28,003,294	\$23,239,818	\$4,763,476	20.5%	\$177,271,760	\$146,123,756	\$31,148,004	21.3%
36	5/8/2021		\$144,423,251	\$124,659,093	\$19,764,158	15.9%	\$29,055,332	\$23,844,834	\$5,210,498	21.9%	\$173,478,583	\$148,503,927	\$24,974,656	16.8%
37	5/15/2021		\$143,355,893	\$126,618,315	\$16,737,578	13.2%	\$31,496,103	\$23,816,884	\$7,679,220	32.2%	\$174,851,996	\$150,435,199	\$24,416,798	16.2%
38	5/22/2021		\$141,392,410	\$123,421,203	\$17,971,207	14.6%	\$35,173,326	\$24,844,768	\$10,328,559	41.6%	\$176,565,736	\$148,265,971	\$28,299,766	19.1%
39	5/29/2021		\$137,051,585	\$121,587,798	\$15,463,787	12.7%	\$25,478,731	\$26,174,754	(\$696,023)	-2.7%	\$162,530,316	\$147,762,552	\$14,767,764	10.0%
40	6/5/2021		\$138,140,582	\$128,152,407	\$9,988,175	7.8%	\$25,330,096	\$27,653,351	(\$2,323,255)	-8.4%	\$163,470,678	\$155,805,758	\$7,664,921	4.9%
41	6/12/2021		\$131,984,128	\$124,337,803	\$7,646,325	6.1%	\$21,831,386	\$24,325,618	(\$2,494,233)	-10.3%	\$153,815,514	\$148,663,421	\$5,152,093	3.5%
42	6/19/2021		\$129,880,669	\$121,867,783	\$8,012,886	6.6%	\$21,982,398	\$21,238,025	\$744,374	3.5%	\$151,862,467	\$143,105,808	\$8,756,660	6.1%

Texas Lottery Commission
Fiscal Year Over Year Change in Sales
Unaudited
FY 2021 Compared to FY 2020

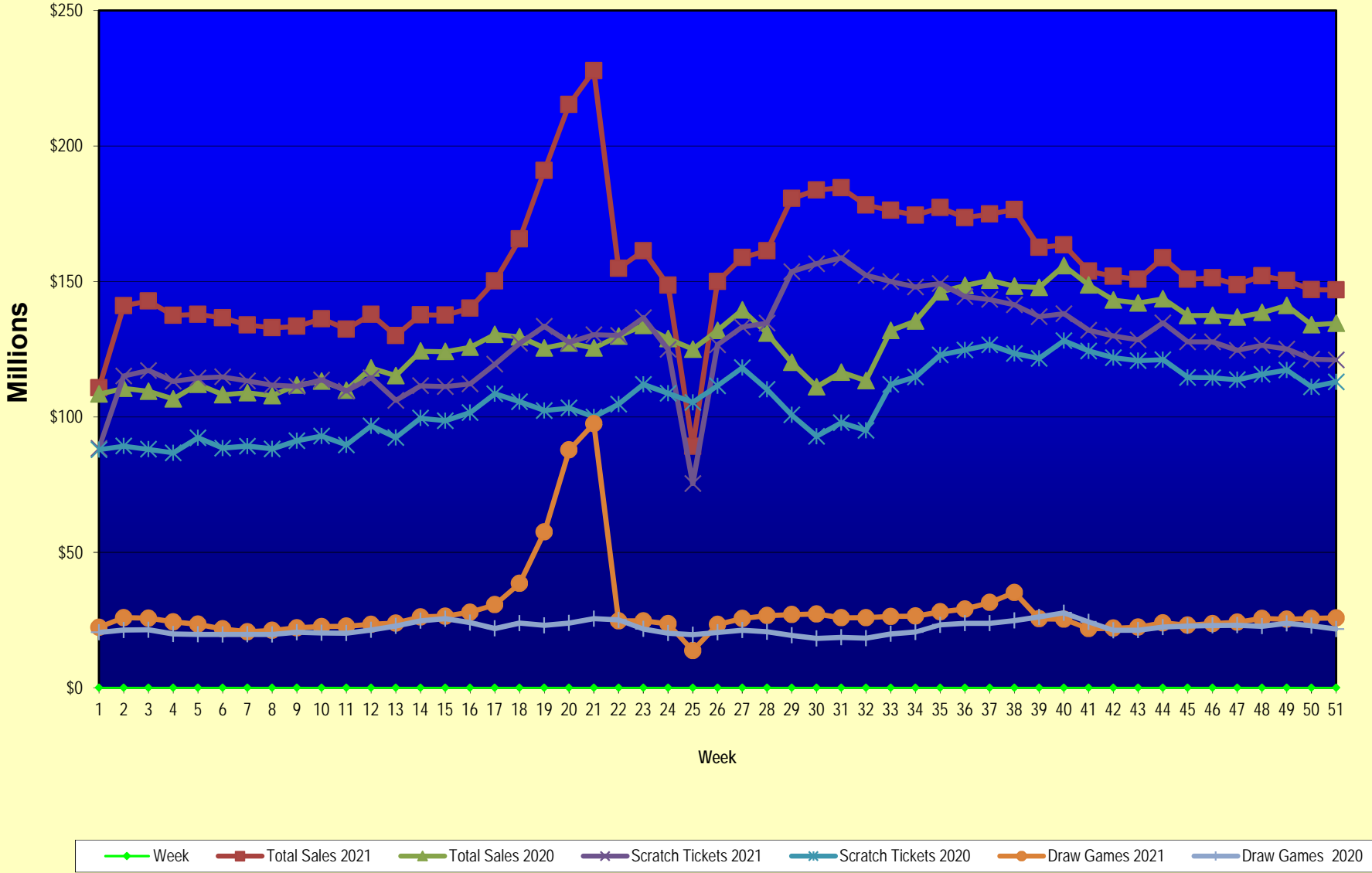
			SCRATCH TICKETS				DRAW GAMES				TOTAL SALES			
FY 2021			FY 2021	FY 2020	Difference	% change - Cumulative Sales	FY 2021	FY 2020	Difference	% change - Cumulative Sales	FY 2021	FY 2020	Difference	% change - Cumulative Sales
Week	Week Ending													
43	6/26/2021		\$128,432,805	\$120,777,685	\$7,655,120	6.3%	\$22,386,397	\$21,274,287	\$1,112,110	5.2%	\$150,819,202	\$142,051,972	\$8,767,230	6.2%
44	7/3/2021		\$134,775,705	\$121,140,896	\$13,634,809	11.3%	\$23,967,723	\$22,407,902	\$1,559,821	7.0%	\$158,743,428	\$143,548,798	\$15,194,630	10.6%
45	7/10/2021		\$127,718,775	\$114,591,206	\$13,127,569	11.5%	\$23,105,336	\$22,821,511	\$283,825	1.2%	\$150,824,111	\$137,412,717	\$13,411,394	9.8%
46	7/17/2021		\$127,681,286	\$114,444,652	\$13,236,634	11.6%	\$23,671,929	\$23,021,475	\$650,454	2.8%	\$151,353,215	\$137,466,127	\$13,887,088	10.1%
47	7/24/2021		\$124,610,457	\$113,701,030	\$10,909,427	9.6%	\$24,186,190	\$23,085,273	\$1,100,917	4.8%	\$148,796,647	\$136,786,303	\$12,010,344	8.8%
48	7/31/2021		\$126,437,509	\$115,767,821	\$10,669,688	9.2%	\$25,623,636	\$22,752,584	\$2,871,052	12.6%	\$152,061,145	\$138,520,405	\$13,540,740	9.8%
49	8/7/2021		\$125,100,277	\$117,301,276	\$7,799,001	6.6%	\$25,280,445	\$23,791,977	\$1,488,468	6.3%	\$150,380,722	\$141,093,253	\$9,287,469	6.6%
50	8/14/2021		\$121,350,965	\$111,123,756	\$10,227,209	9.2%	\$25,593,011	\$22,904,623	\$2,688,388	11.7%	\$146,943,976	\$134,028,379	\$12,915,597	9.6%
51	8/21/2021		\$121,080,932	\$112,919,496	\$8,161,436	7.2%	\$25,800,409	\$21,669,592	\$4,130,818	19.1%	\$146,881,341	\$134,589,088	\$12,292,254	9.1%
52	8/28/2021			\$113,122,453				\$22,007,271				\$135,129,724		
	8/31/2021**			\$30,859,274				\$3,863,234				\$34,722,508		
Total thru Current Week			\$6,449,022,523	\$5,411,831,659	\$1,037,190,864	19.2%	\$1,451,512,013	\$1,122,343,892	\$329,168,121	29.3%	\$7,900,534,536	\$6,534,175,551	\$1,366,358,985	20.9%
Fiscal Year Total			\$6,449,022,523	\$5,555,813,386			\$1,451,512,013	\$1,148,214,397			\$7,900,534,536	\$6,704,027,783		

* FY 21 includes 5 days

** FY 20 includes 2 days

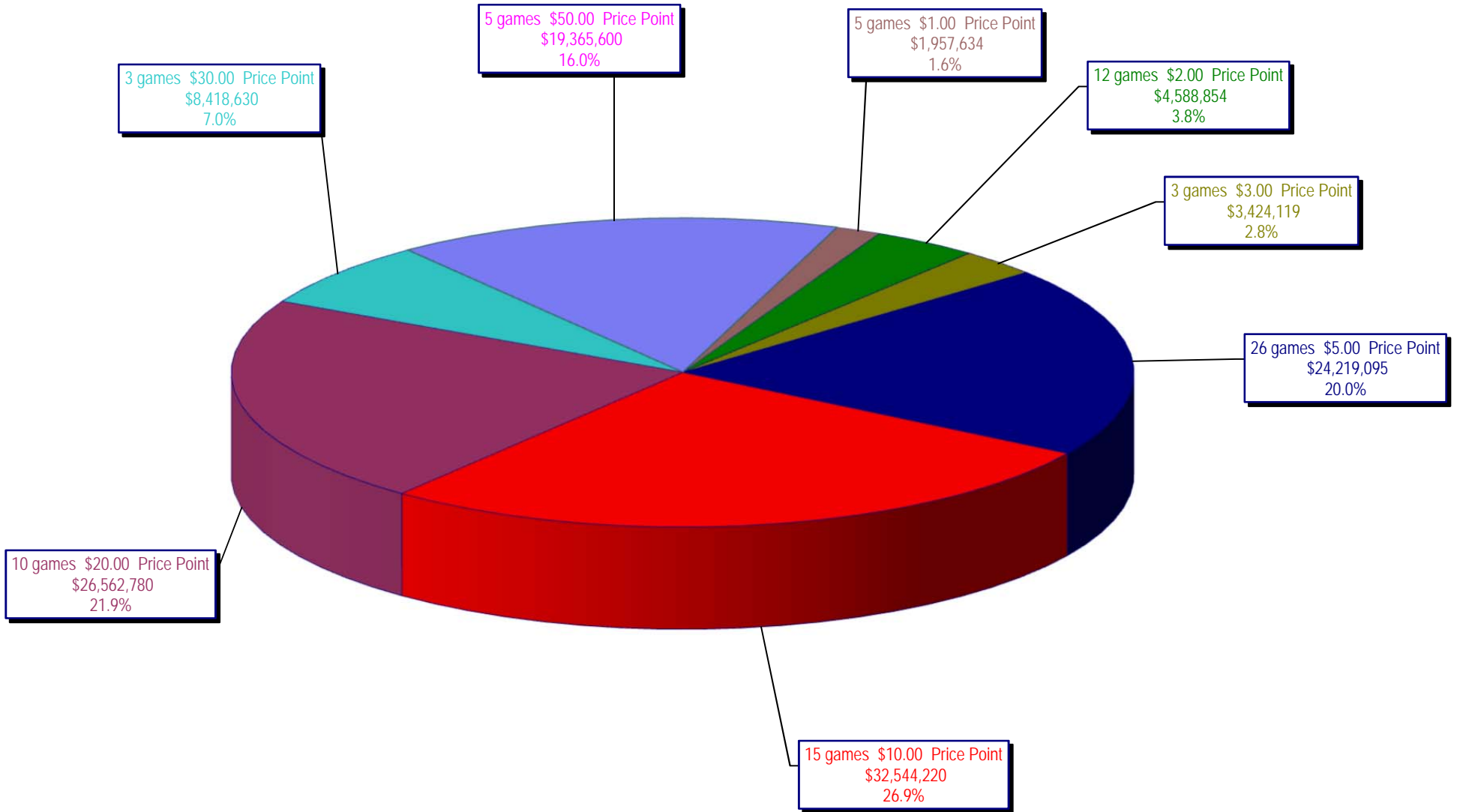
** FY 21 includes 3 days

Texas Lottery Commission Fiscal Year Over Year Change in Sales

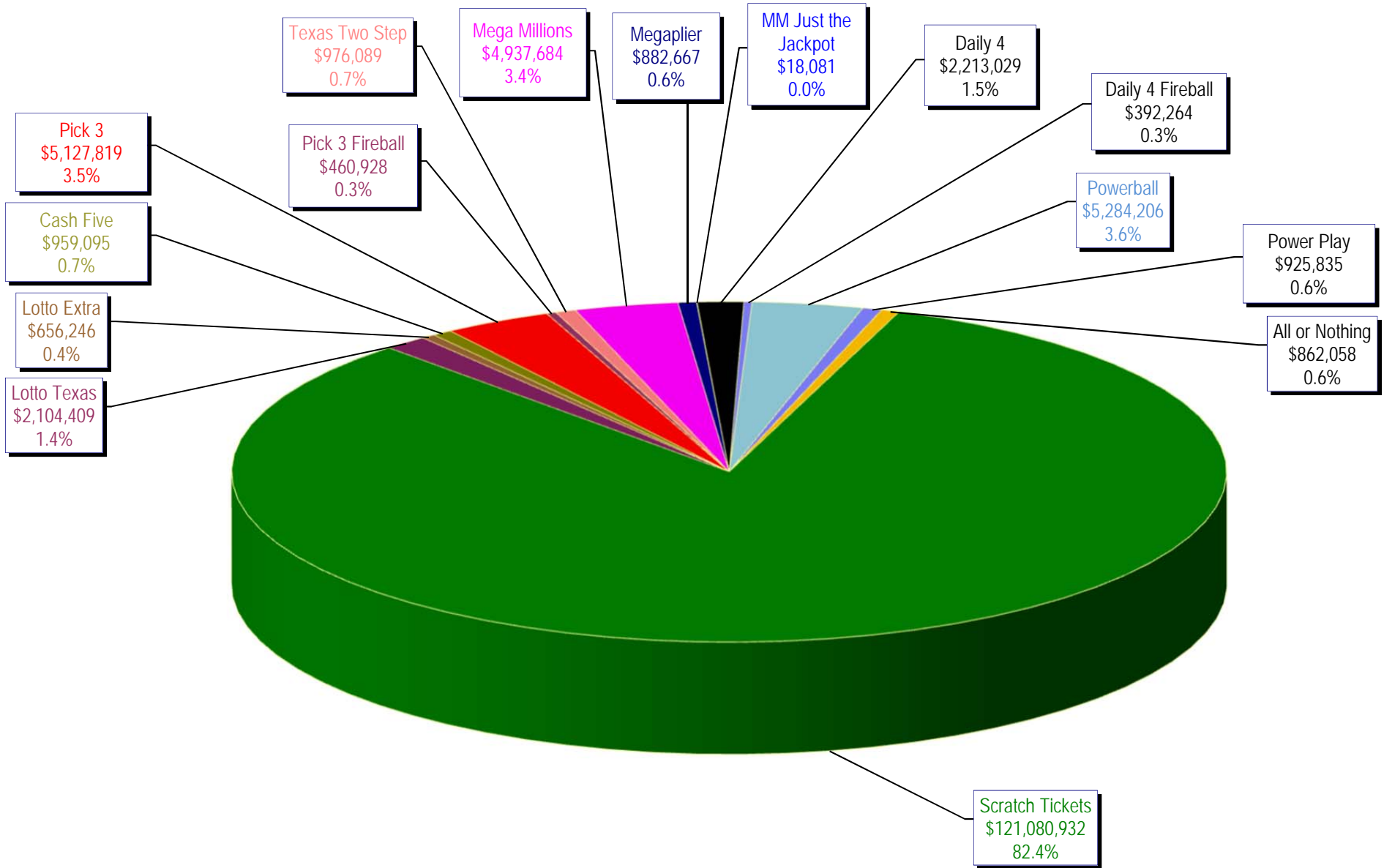


Note: Report is prepared on a Fiscal Year basis.

Texas Lottery Commission
Scratch Ticket Sales
For the Week Ending 8/21/2021
(Unaudited)



Texas Lottery Commission
All Game Sales
For the Week Ending 8/21/2021
(Unaudited)



Texas Lottery Commission - Weekly Sales Summary for FY 2021 (Unaudited)

Week Ended	Scratch Tickets	New Games & Dates	Lotto Texas	Jackpot W	S	Lotto Extra	Pick 3	Pick 3 Fireball	Cash Five	Texas Two Stop	Jackpot M	Jackpot TW	Mega Millions	Jackpot F	Megaplier	MM Just the Jackpot	Daily 4	Daily 4 Fireball	Powerball	Jackpot W	S	Power Play	All or Nothing	Total	Per Cap.	
9/05/2020*	119,240,436	0	4,900,880	36.75	37.5	1,317,942	5,627,095	495,670	975,355	1,198,425	225	350	3,498,263	78	88	644,018	15,564	2,426,444	392,334	3,296,712	56	66	623,274	778,700	145,431,111	5.02
9/12/2020	115,145,117	2252 (\$1.N); 2257 (\$2.N); 2253 (\$5.N); 2254 (\$10.N); 2255 (\$20.N) - 9/08/2020	4,786,564	39	40.5	1,302,979	5,450,541	475,781	947,289	1,141,053	550	200	3,674,730	97	108	664,073	15,378	2,349,281	372,234	3,320,494	75	85	619,095	746,494	141,011,103	4.86
9/19/2020	117,098,316	0	5,425,043	41.25	42.75	1,489,746	5,329,710	459,742	949,747	983,576	225	200	3,241,795	119	20	598,298	13,437	2,292,990	360,309	3,178,372	94	20	597,151	769,946	142,788,177	4.92
9/26/2020	113,153,550	2240 (\$2.N); 2246 (\$2.N); 2271 (\$10.N) - 9/21/2020	5,553,721	44	45.5	1,543,098	5,131,115	444,652	936,549	1,131,313	225	350	2,595,022	22	24	498,807	11,688	2,196,601	342,415	2,669,380	22	25	516,832	749,082	137,473,823	4.74
10/3/2020	114,375,276	0	3,912,148	47	5	1,099,604	5,328,809	460,344	960,535	1,736,672	525	725	2,743,952	32	41	521,588	11,514	2,230,409	348,411	2,823,728	34	43	542,037	740,580	137,835,606	4.75
10/10/2020	114,802,883	2259 (\$1.N); 2260 (\$5.N); 2274 (\$50.N) - 10/5/2020	2,162,587	5.25	5.5	628,576	5,060,112	421,479	946,873	2,295,357	950	1,275	2,889,056	50	60	538,328	12,156	2,163,365	337,694	2,985,318	52	62	555,666	720,166	136,519,615	4.71
10/17/2020	113,280,669	0	2,137,900	5.75	6	625,550	5,028,124	407,439	939,006	944,563	200	200	2,999,686	77	69	550,648	12,444	2,179,649	338,936	3,163,736	72	82	583,282	753,762	133,945,394	4.62
10/24/2020	111,745,204	2262 (\$2.N); 2263 (\$5.N); 2264 (\$10.N); 2040 (\$20.N) - 10/19/2020	2,135,487	6.25	6.5	627,816	4,919,589	399,003	930,223	993,681	200	225	3,187,422	86	97	581,691	13,428	2,221,398	335,447	3,438,500	91	102	621,336	760,188	132,910,412	4.58
10/31/2020	111,272,152	0	2,149,428	6.75	7	628,926	5,012,595	408,443	925,476	1,289,393	375	525	3,420,678	109	118	615,454	13,872	2,252,625	350,159	3,672,588	116	127	655,294	741,424	133,408,466	4.60
11/7/2020	113,620,807	2265 (\$1.N); 2266 (\$3.N); 2267 (\$5.N); 2249 (\$5.N) - 11/02/2020	2,189,403	7.25	7.5	629,879	5,190,194	425,841	938,750	973,168	200	225	3,694,336	129	142	657,406	15,246	2,262,604	349,405	3,842,270	137	149	679,622	758,586	136,226,715	4.70
11/14/2020	109,577,081	0	2,190,591	7.75	8	633,871	5,056,845	411,960	935,549	966,851	200	225	3,853,268	152	165	678,805	16,026	2,201,516	330,133	4,021,074	158	168	704,507	748,438	132,326,515	4.58
11/21/2020	114,446,332	2269 (\$2.N); 2270 (\$5.N); 2298 (\$20.N) - 11/16/2020	2,191,245	8.25	8.5	634,394	5,046,147	414,849	921,840	1,253,452	350	525	4,032,642	176	188	698,621	16,608	2,181,930	327,094	4,226,423	179	192	731,337	720,836	137,843,749	4.75
11/28/2020	106,113,701	2250 (\$5.N) - 11/23/2020	2,187,557	8.75	9	637,869	4,956,022	402,134	887,689	889,378	200	225	4,466,622	200	214	762,179	17,478	2,155,675	322,954	4,691,164	202	216	801,896	711,620	130,003,938	4.48
12/5/2020	111,508,637	0	2,103,173	5	5.25	617,745	5,384,426	448,282	971,053	1,287,425	350	500	4,997,344	229	244	844,358	19,314	2,334,912	358,890	5,138,360	231	243	870,569	756,666	137,641,353	4.75
12/12/2020	111,156,442	2160 (\$1.N); 2147 (\$5.N); 2335 (\$10.N) - 12/07/2020	2,132,528	5.5	5.75	631,153	5,275,669	427,926	954,355	956,213	200	225	5,366,742	264	276	900,622	20,751	2,260,947	345,370	5,473,968	262	277	920,795	765,356	137,588,836	4.75
12/19/2020	112,212,350	0	2,163,823	6	6.25	639,430	5,228,079	434,269	949,684	918,216	200	200	6,079,226	291	310	1,010,231	23,658	2,288,502	359,142	6,014,958	287	304	1,009,358	777,414	140,108,339	4.83
12/26/2020	119,456,586	2275 (\$2.N); 2276 (\$5.N) - 12/21/2020	2,287,177	6.5	6.75	675,875	5,314,659	451,170	943,447	969,410	225	200	7,149,896	330	352	1,154,637	29,199	2,242,632	351,367	7,144,430	321	341	1,175,407	764,542	150,110,434	5.18
1/2/2021	127,122,270	2247 (\$5.N) - 12/28/2020	2,583,639	7	7.3	774,071	5,485,652	481,315	1,038,683	1,176,302	225	375	10,216,620	376	401	1,647,161	41,229	2,358,450	375,856	9,876,536	363	384	1,617,112	855,788	165,650,683	5.71
1/9/2021	133,494,933	2277 (\$1.N); 2279 (\$3.N); 2280 (\$5.N); 2281 (\$10.N); 2282 (\$20.N) - 1/04/2021	2,918,217	7.5	7.75	873,506	5,481,586	475,963	1,094,279	1,075,466	200	225	19,023,274	447	520	2,969,319	74,370	2,373,592	386,321	17,154,894	410	470	2,680,653	903,422	190,979,794	6.59
1/16/2021	127,542,833	0	3,012,953	5	5.3	905,675	5,214,347	457,406	1,116,010	1,542,821	375	550	34,387,900	625	750	5,143,201	156,366	2,221,170	354,094	28,049,666	550	640	4,270,703	956,432	215,331,576	7.43
1/23/2021	130,328,004	2225 (\$2.N); 2248 (\$10.N); 2337 (\$50.N) - 1/18/2021	2,854,635	5.5	5	859,729	5,248,587	455,430	1,116,633	1,430,855	775	200	50,219,864	865	1,000	7,672,170	175,485	2,213,956	349,317	20,614,057	730	20	3,237,588	1,056,236	227,832,546	7.86
1/30/2021	130,076,595	0	2,267,923	5.25	5.5	677,097	5,414,881	465,808	1,098,548	1,224,844	225	400	4,368,506	20	25	810,915	18,492	2,267,693	363,862	3,949,134	20	30	743,690	1,021,126	154,769,113	5.34
2/6/2021	136,640,103	2286 (\$5.N); 2320 (\$10.N); 2287 (\$20.N) - 2/01/2021	2,252,119	5.75	6	673,758	5,677,801	514,876	1,071,864	1,090,903	200	225	4,388,106	42	54	827,049	18,894	2,375,733	386,945	3,706,518	20	30	714,026	994,620	161,333,314	5.56
2/13/2021	124,939,795	2332 (\$5.N) - 2/08/2021	2,108,169	6.25	5	636,326	5,265,638	465,699	1,038,219	1,111,007	375	200	4,321,272	68	82	801,838	17,778	2,204,451	359,555	3,696,324	42	56	700,621	910,038	148,576,729	5.12
2/20/2021	75,402,427	2283 (\$2.N); 2205 (\$5.N); 2284 (\$10.N) - 2/15/2021	1,346,012	5.25	5.5	420,851	3,001,271	263,647	615,676	555,491	225	350	2,153,178	96	20	418,638	8,724	1,320,841	211,672	2,445,944	66	78	471,947	449,632	89,085,950	3.07
2/27/2021	126,573,041	2239 (\$2.N); 2234 (\$3.N) - 2/22/2021	2,036,028	5.75	6	622,806	5,346,441	460,592	1,002,687	1,469,957	375	575	3,257,734	22	30	642,660	12,831	2,332,579	375,784	4,171,404	90	106	785,207	873,145	149,962,896	5.17
3/6/2021	133,200,697	2290 (\$1.N); 2291 (\$5.N); 2292 (\$10.N) - 3/01/2021	2,074,631	6.25	6.5	632,662	5,924,143	518,235	1,017,325	2,263,195	800	1,050	3,382,037	43	55	662,804	13,428	2,590,704	427,627	4,417,704	123	138	819,532	883,848	158,828,572	5.48

Texas Lottery Commission - Weekly Sales Summary for FY 2021 (Unaudited)

Week Ended	Scratch Tickets	New Games & Dates	Lotto Texas	Jackpot W	S	Lotto Extra	Pick 3	Pick 3 Fireball	Cash Five	Texas Two Stop	Jackpot M	Jackpot TW	Mega Millions	Jackpot F	Megaplier	MM Just the Jackpot	Daily 4	Daily 4 Fireball	Powerball	Jackpot W	S	Power Play	All or Nothing	Total	Per Cap.	
3/13/2021	134,601,912	0	2,075,174	6.75	7	633,309	5,917,137	539,803	1,017,496	3,000,248	1,350	1,725	3,469,703	68	79	670,861	14,160	2,583,956	433,696	4,581,460	155	169	841,297	872,306	161,252,516	5.56
3/20/2021	153,635,044	2290 (\$2.N); 2334 (\$5.N); 2258 (\$10.N); 2338 (\$50.N) - 3/15/2021	2,135,813	7.25	7.5	660,574	6,077,492	585,590	1,041,571	1,941,969	2,150	200	3,822,961	93	105	729,704	14,823	2,732,065	510,488	4,922,390	184	200	899,653	938,876	180,649,913	6.23
3/27/2021	156,511,371	0	2,158,790	7.75	8	668,601	6,202,350	591,728	1,036,421	1,331,113	225	400	4,126,798	122	137	775,640	15,846	2,688,102	477,521	5,266,366	220	238	950,395	949,044	183,750,085	6.34
4/3/2021	158,758,180	0	2,189,814	8.25	8.5	670,896	6,394,143	644,358	1,045,649	1,317,961	575	200	4,579,660	152	168	842,327	17,382	2,766,699	494,983	3,253,172	20	32	641,041	959,028	184,575,293	6.37
4/10/2021	152,261,121	2289 (\$5.N); 2346 (\$10.N); 2293 (\$30.N) - 4/05/2021	2,157,080	8.75	9.25	658,112	6,243,680	606,098	1,054,949	1,304,677	225	400	4,931,646	184	201	886,737	18,336	2,685,122	473,569	3,267,156	43	55	641,973	966,950	178,157,205	6.14
4/17/2021	149,946,632	0	2,203,157	10	10.5	672,266	6,222,916	592,988	1,037,151	1,274,409	600	200	5,333,250	220	240	947,537	19,548	2,559,358	438,820	3,398,487	67	79	663,434	967,176	176,277,128	6.08
4/24/2021	147,956,805	2339 (\$2.N); 2300 (\$5.N); 2347 (\$10.N); 2312 (\$50.N) - 4/19/2021	2,227,202	11	11.75	676,685	6,003,591	560,628	1,028,549	1,027,303	225	200	5,680,346	257	277	1,000,758	21,729	2,490,330	419,546	3,664,374	90	104	700,994	960,458	174,419,298	6.02
5/1/2021	149,268,466	0	2,286,599	12.25	13	699,032	6,086,001	568,149	1,015,344	1,003,897	225	200	6,389,460	297	319	1,122,213	22,224	2,574,317	442,499	4,049,504	116	129	764,690	979,366	177,271,760	6.11
5/8/2021	144,423,251	2301 (\$1.N); 2302 (\$5.N); 2303 (\$10.N); 2304 (\$20.N) - 5/03/2021	2,340,164	13.5	14.25	714,853	6,066,334	548,914	1,027,789	1,030,801	200	225	7,113,698	345	370	1,232,434	24,564	2,520,031	427,800	4,293,502	142	157	800,989	913,460	173,478,583	5.98
5/15/2021	143,355,893	0	2,398,544	14.75	15.5	731,014	5,881,430	533,006	1,026,802	1,472,509	375	550	8,580,376	402	430	1,465,568	71,211	2,466,583	419,042	4,706,168	168	183	869,389	874,462	174,851,996	6.03
5/22/2021	141,392,410	2288 (\$2.N) - 5/17/2021	2,489,921	16.25	17	756,818	5,769,455	538,793	1,024,182	2,025,447	775	1,025	10,688,994	475	515	1,767,642	36,819	2,399,617	414,883	5,409,520	201	218	977,082	874,154	176,565,736	6.09
5/29/2021	137,051,585	0	2,455,928	17.5	18.25	744,682	5,774,712	553,301	1,006,847	1,024,364	200	225	3,241,318	20	22	632,087	12,066	2,430,202	431,101	5,301,840	236	253	958,846	911,438	162,530,316	5.61
6/5/2021	138,140,582	0	2,216,483	18.75	5	680,796	5,655,231	531,451	1,018,649	1,069,454	375	200	3,240,578	34	45	635,156	12,684	2,390,842	421,515	5,577,854	268	286	1,002,438	876,966	163,470,678	5.64
6/12/2021	131,984,128	2273 (\$5.N); 2309 (\$10.N); 2203 (\$20.N) - 6/07/2021	1,935,184	5	5.25	598,316	5,630,762	516,837	1,006,702	1,022,767	200	225	3,183,473	56	20	623,192	11,523	2,346,921	406,082	3,061,092	20	31	601,152	887,384	153,815,514	5.30
6/19/2021	129,880,069	2343 (\$20.N) - 6/18/2021	1,973,602	5.5	5.75	605,427	5,659,627	514,168	1,001,626	1,086,346	375	200	3,020,838	22	30	600,061	11,298	2,347,808	386,688	3,290,686	40	52	637,914	846,310	151,862,467	5.24
6/26/2021	128,432,805	2294 (\$2.N); 2295 (\$5.N) - 6/21/2021	1,979,531	6	6.25	609,617	5,668,749	527,270	990,238	1,174,415	225	375	3,137,441	40	50	615,613	12,273	2,313,907	394,969	3,461,216	63	75	661,869	839,290	150,819,202	5.20
7/3/2021	134,775,705	0	2,042,384	6.5	6.75	629,974	5,825,055	543,529	1,012,831	1,587,036	550	750	3,374,078	61	72	657,051	12,711	2,454,889	422,373	3,842,810	88	101	726,237	836,766	158,743,428	5.47
7/10/2021	127,718,775	2313 (\$1.N); 2314 (\$5.N) - 7/06/2021	2,014,691	7	7.25	623,132	5,613,323	501,503	982,531	927,821	200	200	3,437,123	82	94	659,646	13,335	2,361,701	394,313	3,988,872	113	127	739,501	847,844	150,824,111	5.14
7/17/2021	127,681,286	0	2,050,695	7.5	7.75	631,795	5,381,043	486,078	988,017	1,170,743	225	350	3,748,222	104	117	710,255	13,716	2,299,928	396,633	4,190,152	137	150	768,130	836,522	151,353,215	5.15
7/24/2021	124,610,457	2317 (\$5.N) - 7/19/2021	2,065,382	8	8.25	627,797	5,235,008	476,027	965,871	1,741,883	550	750	3,855,488	128	140	722,901	13,665	2,253,745	386,232	4,271,862	161	174	777,640	792,690	148,796,647	5.07
7/31/2021	126,437,509	0	2,107,430	8.5	8.75	649,668	5,331,481	489,991	973,240	2,310,177	1,000	1,325	4,111,832	153	166	762,055	15,663	2,270,415	399,308	4,573,208	186	199	827,861	801,308	152,061,145	5.18
8/7/2021	125,100,277	2297 (\$5.N); 2336 (\$10.N) - 8/02/2021	2,134,398	9	9.25	659,803	5,465,392	485,865	982,926	975,799	200	200	4,374,996	179	191	804,771	16,263	2,323,145	397,959	4,935,654	211	226	879,995	843,480	150,380,722	5.12
8/14/2021	121,350,965	0	2,132,098	10	10.75	658,420	5,244,096	461,636	964,724	978,959	225	200	4,744,036	208	225	853,491	17,346	2,231,055	382,057	5,174,000	241	258	909,170	841,924	146,943,976	5.00
8/21/2021	121,080,932	2191 (\$2.N); 2323 (\$5.N); 2304 (\$5.N); 2306 (\$10.N) - 8/16/2021	2,104,409	11	11.75	656,246	5,127,819	460,928	959,095	976,089	225	200	4,937,684	242	256	882,667	18,081	2,213,029	392,264	5,284,206	274	290	925,835	862,058	146,881,341	5.00
weekly change	-3.0%		-0.1%			-0.2%	-4.0%	-5.0%	-1.9%	0.3%			8.4%			6.1%	6.7%	-4.0%	-4.0%	4.8%			3.3%	-0.2%	-2.3%	
SALES			SALES			SALES	SALES	SALES	SALES	SALES			SALES			SALES	SALES	SALES	SALES	SALES			SALES	SALES	SALES	% of Sales
Calendar Year to date 2021	4,463,357,548		73,839,190			22,550,140	186,892,656	17,098,514	33,725,856	44,657,652			242,495,464			41,189,004	969,555	79,389,467	13,506,292	196,202,306			34,303,390	29,606,091	5,479,783,124	100.0%
Fiscal Year to date 2021	6,449,022,523		125,517,083			37,246,816	277,520,235	24,723,680	50,220,391	65,227,931			316,255,136			54,030,258	1,270,050	118,768,398	19,607,163	270,589,909			47,349,964	42,784,999	7,900,534,536	100.0%

Full week includes 3 days from FY20