



WEEKLY SALES SUMMARY

Unaudited

Week Ending: 9/14/2024

**Texas Lottery Commission
Fiscal Year to Date Sales Comparison
Unaudited**

Through the Week Ending: 9/14/2024 (2 Weeks)

Sales by Game	FY 2023*	FY 2024**	FY 2025	\$ Change		% Change	
				FY 2025 to FY 2023	FY 2025 to FY 2024	FY 2025 to FY 2023	FY 2025 to FY 2024
Scratch Tickets	\$ 302,121,173	\$ 276,646,499	\$ 247,247,607	\$ -54,873,566	\$ -29,398,892	-18.2%	-10.6%
Lotto Texas	6,307,662	5,304,182	5,400,331	-907,331	96,149	-14.4%	1.8%
Lotto Extra	2,018,666	1,900,069	1,919,939	-98,727	19,870	-4.9%	1.0%
Pick 3	12,708,726	11,813,382	10,131,638	-2,577,088	-1,681,745	-20.3%	-14.2%
Pick 3 Fireball	1,274,449	1,255,536	1,158,300	-116,149	-97,236	-9.1%	-7.7%
Cash Five	2,336,566	2,291,387	1,925,012	-411,554	-366,375	-17.6%	-16.0%
Texas Two Step	2,934,889	1,901,680	1,946,860	-988,029	45,180	-33.7%	2.4%
Mega Millions	11,273,919	9,927,390	22,689,929	11,416,010	12,762,539	101.3%	128.6%
Megaplier	2,129,649	2,048,770	4,334,764	2,205,115	2,285,994	103.5%	111.6%
MM Just the Jackpot	43,848	36,398	65,238	21,390	28,840	48.8%	79.2%
Daily 4	5,736,672	5,489,208	4,900,945	-835,727	-588,263	-14.6%	-10.7%
Daily 4 Fireball	1,107,413	1,127,493	1,040,691	-66,723	-86,803	-6.0%	-7.7%
Powerball	10,975,856	22,884,987	10,009,100	-966,756	-12,875,887	-8.8%	-56.3%
Power Play	2,134,998	4,395,579	2,145,231	10,233	-2,250,348	0.5%	-51.2%
All or Nothing	2,250,498	2,399,654	1,966,060	-284,438	-433,594	-12.6%	-18.1%
Total	\$ 365,354,983	\$ 349,422,214	\$ 316,881,644	\$ -48,473,339	\$ -32,540,570	-13.3%	-9.3%

*3 extra days

**2 extra days

Texas Lottery Commission
Fiscal Year Over Year Change in Sales
Unaudited
FY 2025 Compared to FY 2024

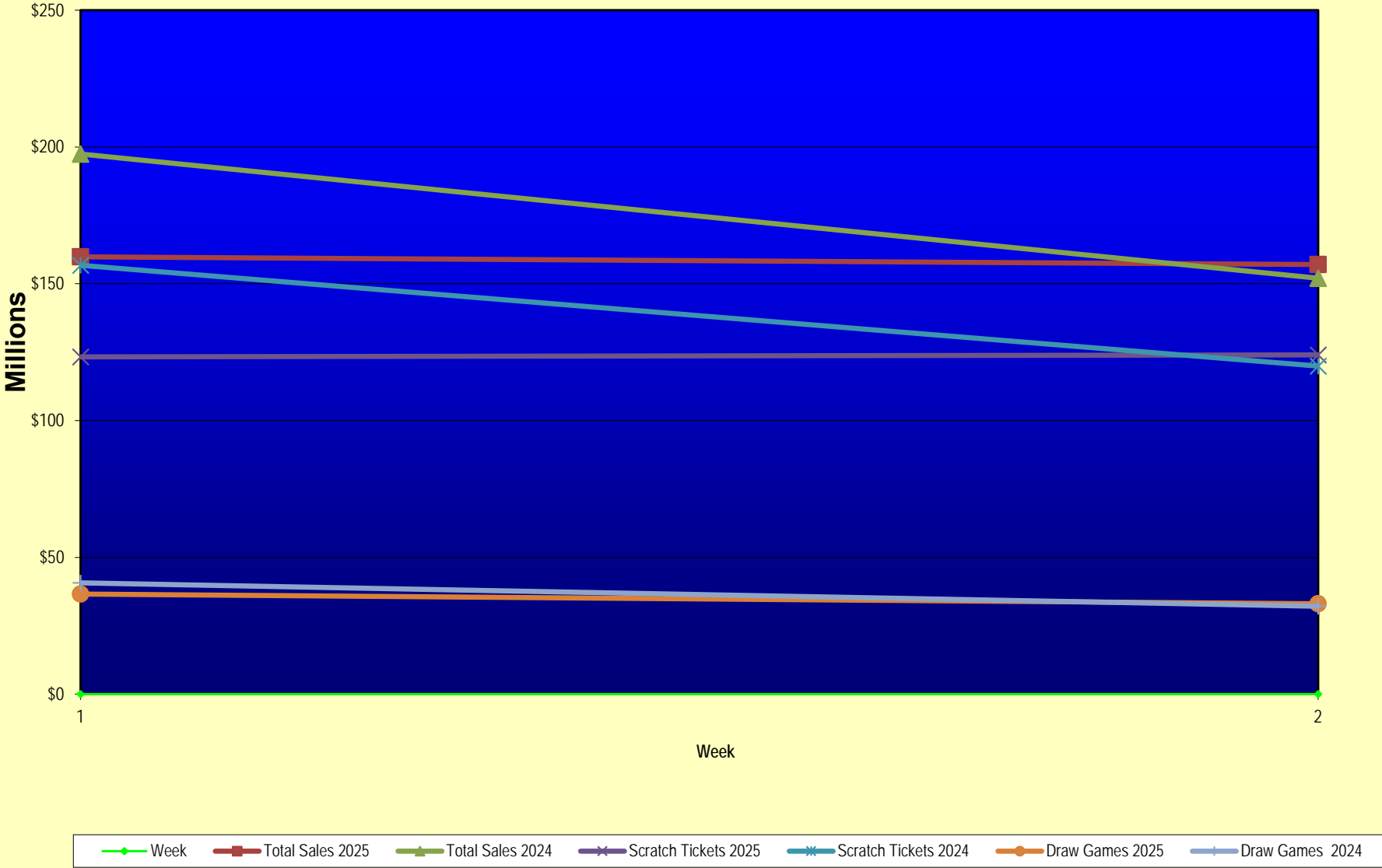
		SCRATCH TICKETS				DRAW GAMES				TOTAL SALES			
Week	FY 2025 Week Ending	FY 2025	FY 2024	Difference	% change - Cumulative Sales	FY 2025	FY 2024	Difference	% change - Cumulative Sales	FY 2025	FY 2024	Difference	% change - Cumulative Sales
0	9/2/2023*	\$0	\$38,978,519	(\$38,978,519)	-100.0%	\$0	\$10,637,832	(\$10,637,832)	-100.0%	\$0	\$49,616,351	(\$49,616,351)	-100.0%
1	9/7/2024	\$123,243,994	\$117,746,228	\$5,497,766	4.7%	\$36,580,304	\$30,027,540	\$6,552,765	21.8%	\$159,824,298	\$147,773,768	\$12,050,531	8.2%
2	9/14/2024	\$124,003,613	\$119,921,752	\$4,081,861	3.4%	\$33,053,733	\$32,110,344	\$943,390	2.9%	\$157,057,346	\$152,032,096	\$5,025,251	3.3%
3	9/21/2024		\$117,226,710				\$35,718,110				\$152,944,820		
4	9/28/2024		\$120,793,331				\$46,419,217				\$167,212,548		
5	10/5/2024		\$124,167,291				\$73,290,479				\$197,457,770		
6	10/12/2024		\$121,390,056				\$64,809,497				\$186,199,553		
7	10/19/2024		\$119,876,918				\$25,121,369				\$144,998,287		
8	10/26/2024		\$119,251,289				\$26,497,085				\$145,748,374		
9	11/2/2024		\$120,899,631				\$26,966,850				\$147,866,481		
10	11/9/2024		\$124,357,490				\$27,951,994				\$152,309,484		
11	11/16/2024		\$122,472,423				\$28,397,507				\$150,869,930		
12	11/23/2024		\$122,802,742				\$28,252,450				\$151,055,192		
13	11/30/2024		\$129,836,541				\$30,176,458				\$160,012,999		
14	12/7/2024		\$124,603,445				\$30,970,299				\$155,573,744		
15	12/14/2024		\$124,125,352				\$30,309,108				\$154,434,460		
16	12/21/2024		\$132,017,161				\$35,542,727				\$167,559,888		
17	12/28/2024		\$137,579,889				\$44,917,574				\$182,497,463		
18	1/4/2025		\$131,759,760				\$34,501,857				\$166,261,617		
19	1/11/2025		\$127,983,080				\$26,580,291				\$154,563,371		
20	1/18/2025		\$115,886,326				\$24,986,950				\$140,873,276		
21	1/25/2025		\$123,239,175				\$26,358,979				\$149,598,154		
22	2/1/2025		\$129,552,953				\$28,985,243				\$158,538,196		
23	2/8/2025		\$133,732,466				\$29,421,493				\$163,153,959		
24	2/15/2025		\$132,311,579				\$29,986,701				\$162,298,280		
25	2/22/2025		\$132,789,940				\$32,053,481				\$164,843,421		
26	3/1/2025		\$140,014,976				\$36,048,898				\$176,063,874		
27	3/8/2025		\$139,381,071				\$37,865,362				\$177,246,433		
28	3/15/2025		\$135,122,488				\$41,791,634				\$176,914,122		
29	3/22/2025		\$137,726,063				\$57,194,799				\$194,920,862		
30	3/29/2025		\$141,104,504				\$59,818,632				\$200,923,136		
31	4/5/2025		\$137,394,802				\$66,283,915				\$203,678,717		
32	4/12/2025		\$134,916,822				\$26,874,892				\$161,791,714		
33	4/19/2025		\$133,976,232				\$27,066,736				\$161,042,968		
34	4/26/2025		\$134,565,327				\$27,901,309				\$162,466,636		
35	5/3/2025		\$137,482,260				\$29,412,500				\$166,894,760		
36	5/10/2025		\$131,053,687				\$29,057,528				\$160,111,215		
37	5/17/2025		\$131,034,564				\$27,768,764				\$158,803,328		
38	5/24/2025		\$128,284,725				\$28,642,753				\$156,927,478		
39	5/31/2025		\$126,138,448				\$29,657,921				\$155,796,369		
40	6/7/2025		\$126,987,877				\$29,332,010				\$156,319,887		
41	6/14/2025		\$123,804,834				\$25,353,870				\$149,158,704		

Texas Lottery Commission
Fiscal Year Over Year Change in Sales
 Unaudited
 FY 2025 Compared to FY 2024

			SCRATCH TICKETS				DRAW GAMES				TOTAL SALES			
FY 2025			FY 2025	FY 2024	Difference	% change - Cumulative Sales	FY 2025	FY 2024	Difference	% change - Cumulative Sales	FY 2025	FY 2024	Difference	% change - Cumulative Sales
Week	Week	Ending												
42	6/21/2025			\$125,135,883				\$25,488,767				\$150,624,650		
43	6/28/2025			\$123,029,523				\$25,603,583				\$148,633,106		
44	7/5/2025			\$125,938,835				\$25,738,723				\$151,677,558		
45	7/12/2025			\$113,657,940				\$23,579,294				\$137,237,234		
46	7/19/2025			\$121,165,975				\$26,962,145				\$148,128,120		
47	7/26/2025			\$122,156,010				\$26,553,351				\$148,709,361		
48	8/2/2025			\$124,202,395				\$27,927,542				\$152,129,937		
49	8/9/2025			\$119,923,316				\$28,787,098				\$148,710,414		
50	8/16/2025			\$123,769,379				\$29,366,395				\$153,135,774		
51	8/23/2025			\$116,518,769				\$30,891,272				\$147,410,041		
52	8/30/2025			\$124,705,011				\$33,323,753				\$158,028,764		
	8/31/2025**			\$0				\$0				\$0		
Total thru Current Week			\$247,247,607	\$276,646,499	(\$29,398,892)	-10.6%	\$69,634,037	\$72,775,715	(\$3,141,678)	-4.3%	\$316,881,644	\$349,422,214	(\$32,540,570)	-9.3%
Fiscal Year Total			\$247,247,607	\$6,644,493,763			\$69,634,037	\$1,745,284,869			\$316,881,644	\$8,389,778,632		

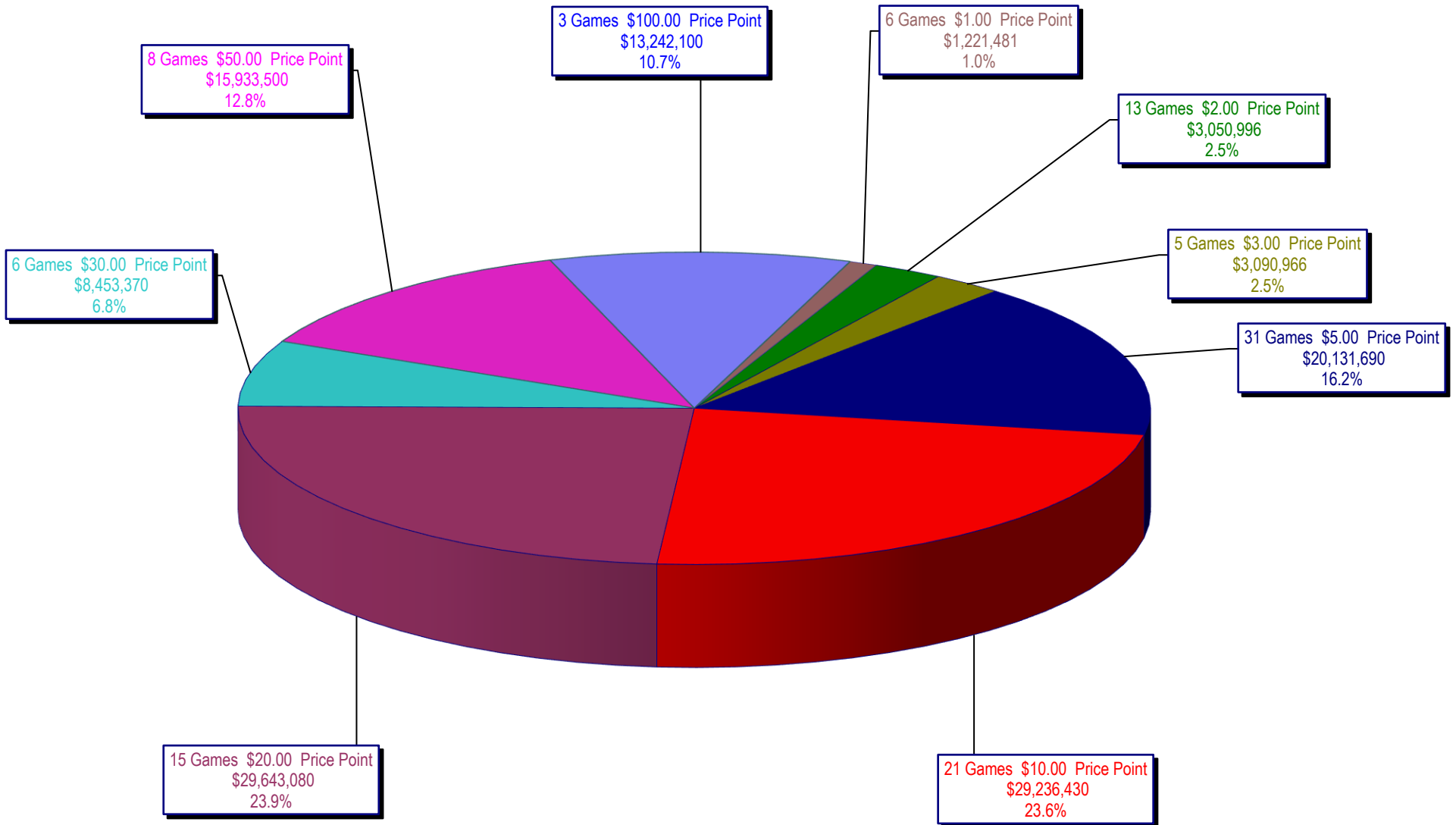
* FY 24 includes 2 days
 ** FY 25 includes 1 day

Texas Lottery Commission Fiscal Year Over Year Change in Sales

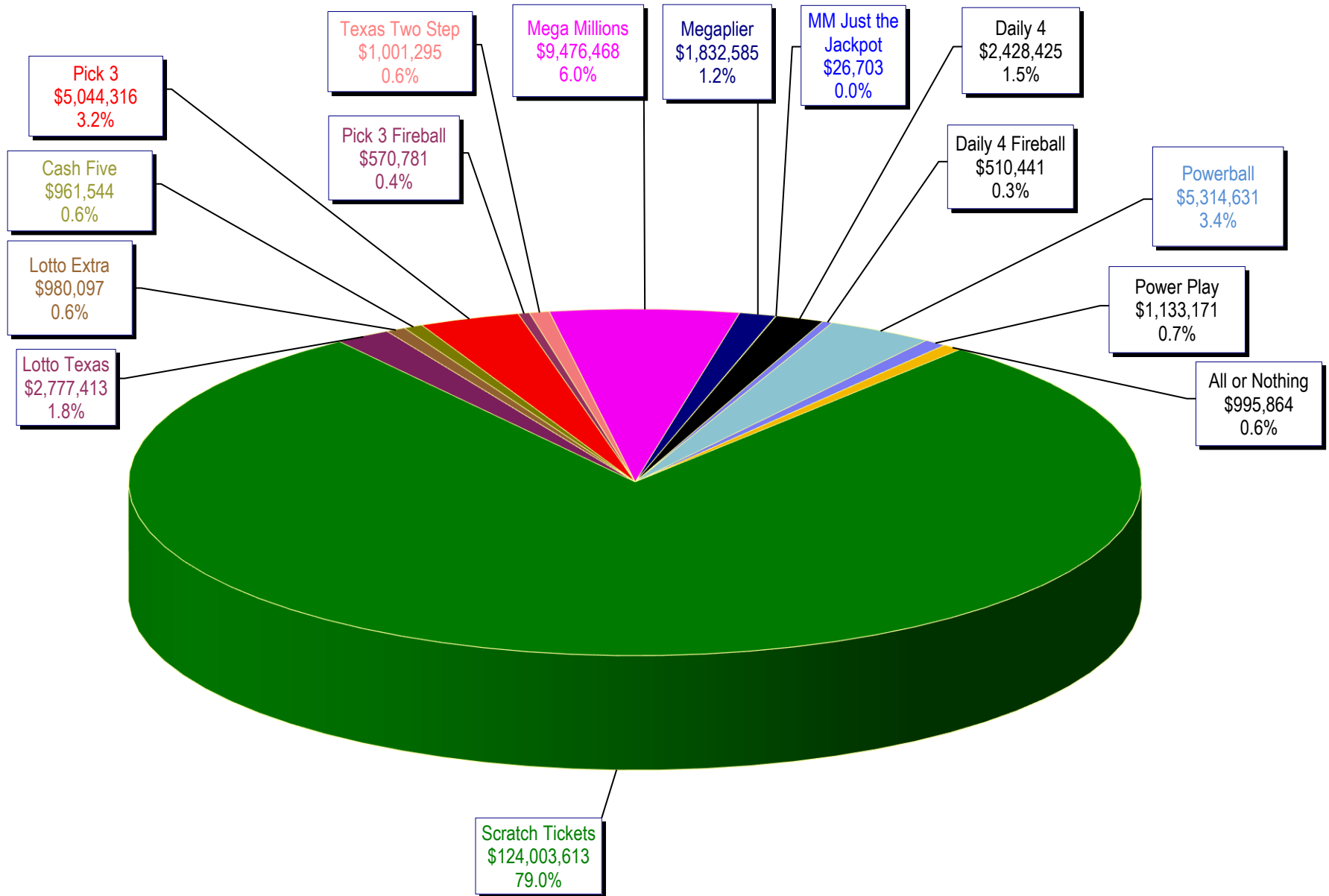


Note: Report is prepared on a Fiscal Year basis.

Texas Lottery Commission
Scratch Ticket Sales
For the Week Ending 9/14/2024
(Unaudited)



Texas Lottery Commission
All Game Sales
For the Week Ending 9/14/2024
(Unaudited)



Texas Lottery Commission - Weekly Sales Summary for FY 2025 (Unaudited)

Week Ended	Scratch Tickets	New Games & Dates	Lotto Texas	Jackpot			Lotto Extra	Pick 3	Pick 3 Fireball	Cash Five	Texas Two Step	Jackpot		Mega Millions	Jackpot		Megaplier	MM Just the Jackpot	Daily 4	Daily 4 Fireball	Powerball	Jackpot			Power Play	All or Nothing	Total	Per Cap.
				M	W	S						M	TH		T	F						M	W	S				
9/7/2024	123,243,994	2593 (\$1.N); 2594 (\$5.N); 2595 (\$10.N); 2596 (\$20.N) - 9/03/24	2,622,918	16	16.5	17.25	939,842	5,087,322	587,519	963,468	945,565	200	225	13,213,461	681	740	2,502,179	38,535	2,472,521	530,250	4,694,469	80	93	112	1,012,060	970,196	159,824,298	5.24
9/14/2024	124,003,613	0	2,777,413	17.5	18.25	19	980,097	5,044,316	570,781	961,544	1,001,295	325	200	9,476,468	800	20	1,832,585	26,703	2,428,425	510,441	5,314,631	121	134	152	1,133,171	995,864	157,057,346	5.15
weekly change	0.6%		5.9%				4.3%	-0.8%	-2.8%	-0.2%	5.9%			-28.3%			-26.8%	-30.7%	-1.8%	-3.7%	13.2%				12.0%	2.6%		-1.7%
	SALES		SALES				SALES	SALES	SALES	SALES	SALES			SALES			SALES	SALES	SALES	SALES	SALES				SALES	SALES	SALES	% of Sales
Calendar Year to date 2024	4,735,271,577		92,883,596				33,216,151	191,208,251	21,700,835	36,222,656	45,984,638			256,131,336			50,335,164	761,009	92,257,670	19,640,125	253,271,417				52,003,742	37,605,597	5,918,493,762	100.0%
Fiscal Year to date 2025	247,247,607		5,400,331				1,919,939	10,131,638	1,158,300	1,925,012	1,946,860			22,689,929			4,334,764	65,238	4,900,945	1,040,691	10,009,100				2,145,231	1,966,060	316,881,644	100.0%