



*WEEKLY SALES SUMMARY*

Unaudited

**Week Ending: 11/02/2024**

**Texas Lottery Commission  
Fiscal Year to Date Sales Comparison  
Unaudited**

Through the Week Ending: 11/02/2024 (9 Weeks)

Sales by Game	FY 2023*	FY 2024**	FY 2025	\$ Change		% Change	
				FY 2025 to FY 2023	FY 2025 to FY 2024	FY 2025 to FY 2023	FY 2025 to FY 2024
Scratch Tickets	\$ 1,178,916,764	\$ 1,120,251,725	\$ 1,125,167,411	\$ -53,749,353	\$ 4,915,686	-4.6%	0.4%
Lotto Texas	23,139,017	24,453,045	26,980,007	3,840,990	2,526,962	16.6%	10.3%
Lotto Extra	7,700,796	8,726,578	9,396,596	1,695,800	670,018	22.0%	7.7%
Pick 3	47,108,761	46,440,732	44,961,417	-2,147,345	-1,479,316	-4.6%	-3.2%
Pick 3 Fireball	4,627,755	4,916,802	5,172,355	544,600	255,553	11.8%	5.2%
Cash Five	9,010,681	9,190,595	8,594,058	-416,623	-596,537	-4.6%	-6.5%
Texas Two Step	11,950,338	13,800,717	11,280,483	-669,855	-2,520,234	-5.6%	-18.3%
Mega Millions	50,816,576	44,519,505	50,141,927	-674,649	5,622,422	-1.3%	12.6%
Megaplier	9,532,274	9,099,547	10,137,237	604,963	1,037,690	6.3%	11.4%
MM Just the Jackpot	202,053	148,607	146,295	-55,758	-2,312	-27.6%	-1.6%
Daily 4	21,528,146	21,751,741	22,036,141	507,995	284,400	2.4%	1.3%
Daily 4 Fireball	4,135,874	4,544,589	4,693,090	557,217	148,502	13.5%	3.3%
Powerball	163,579,742	146,899,665	51,679,238	-111,900,504	-95,220,427	-68.4%	-64.8%
Power Play	28,842,882	27,524,785	10,749,126	-18,093,756	-16,775,659	-62.7%	-60.9%
All or Nothing	9,001,741	9,581,414	8,610,177	-391,564	-971,237	-4.3%	-10.1%
<b>Total</b>	<b>\$ 1,570,093,399</b>	<b>\$ 1,491,850,046</b>	<b>\$ 1,389,745,557</b>	<b>\$ -180,347,843</b>	<b>\$ -102,104,490</b>	<b>-11.5%</b>	<b>-6.8%</b>

\*3 extra days

\*\*2 extra days

**Texas Lottery Commission**  
**Fiscal Year Over Year Change in Sales**  
**Unaudited**  
**FY 2025 Compared to FY 2024**

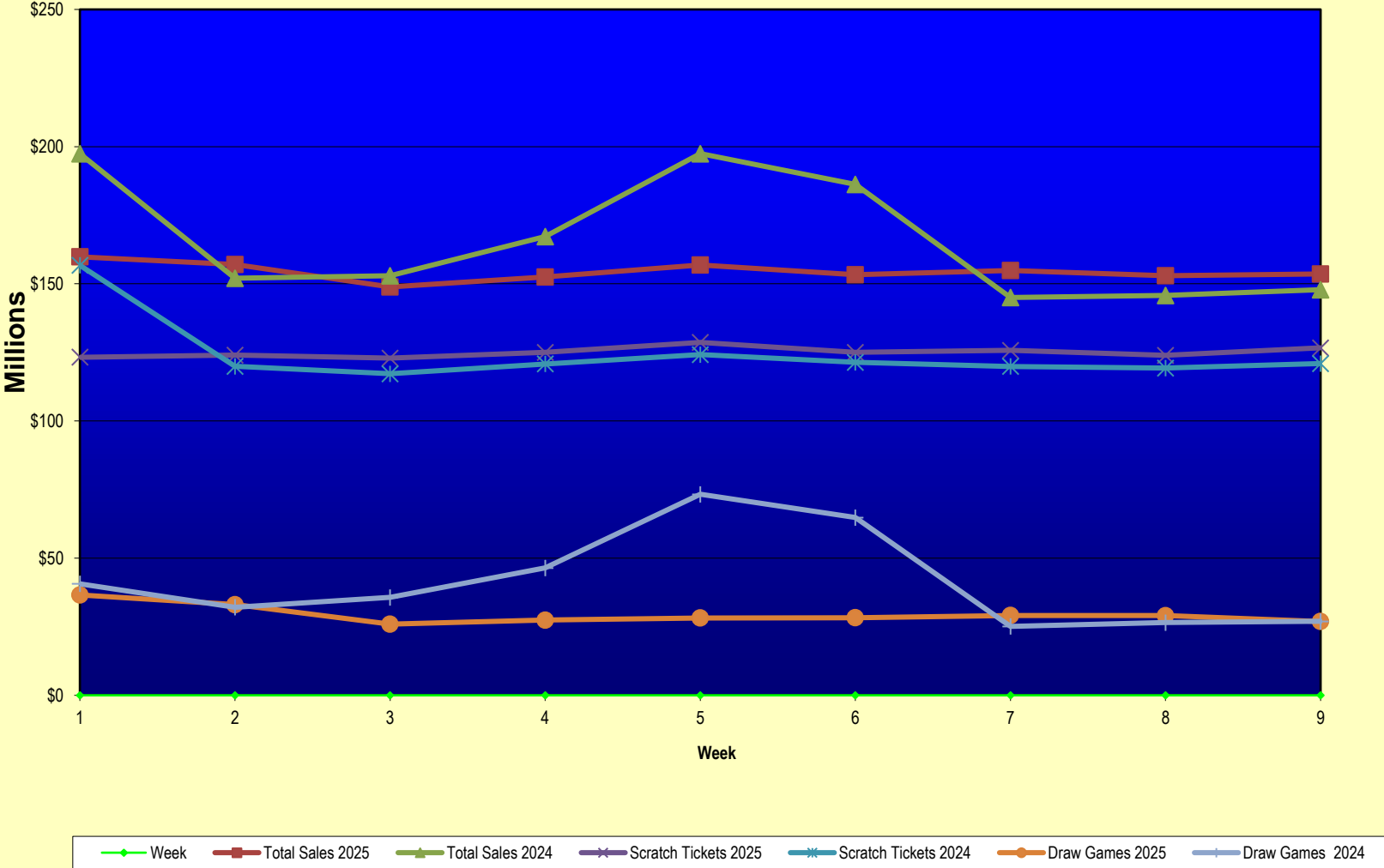
		SCRATCH TICKETS				DRAW GAMES				TOTAL SALES			
Week	FY 2025 Week Ending	FY 2025	FY 2024	Difference	% change - Cumulative Sales	FY 2025	FY 2024	Difference	% change - Cumulative Sales	FY 2025	FY 2024	Difference	% change - Cumulative Sales
0	9/2/2023*	\$0	\$38,978,519	(\$38,978,519)	-100.0%	\$0	\$10,637,832	(\$10,637,832)	-100.0%	\$0	\$49,616,351	(\$49,616,351)	-100.0%
1	9/7/2024	\$123,243,994	\$117,746,228	\$5,497,766	4.7%	\$36,580,304	\$30,027,540	\$6,552,765	21.8%	\$159,824,298	\$147,773,768	\$12,050,531	8.2%
2	9/14/2024	\$124,003,613	\$119,921,752	\$4,081,861	3.4%	\$33,053,733	\$32,110,344	\$943,390	2.9%	\$157,057,346	\$152,032,096	\$5,025,251	3.3%
3	9/21/2024	\$122,908,642	\$117,226,710	\$5,681,932	4.8%	\$25,947,843	\$35,718,110	(\$9,770,268)	-27.4%	\$148,856,485	\$152,944,820	(\$4,088,336)	-2.7%
4	9/28/2024	\$125,035,263	\$120,793,331	\$4,241,932	3.5%	\$27,430,947	\$46,419,217	(\$18,988,270)	-40.9%	\$152,466,210	\$167,212,548	(\$14,746,338)	-8.8%
5	10/5/2024	\$128,633,679	\$124,167,291	\$4,466,388	3.6%	\$28,187,321	\$73,290,479	(\$45,103,158)	-61.5%	\$156,821,000	\$197,457,770	(\$40,636,770)	-20.6%
6	10/12/2024	\$125,028,989	\$121,390,056	\$3,638,933	3.0%	\$28,286,612	\$64,809,497	(\$36,522,886)	-56.4%	\$153,315,601	\$186,199,553	(\$32,883,953)	-17.7%
7	10/19/2024	\$125,779,402	\$119,876,918	\$5,902,484	4.9%	\$29,102,741	\$25,121,369	\$3,981,372	15.8%	\$154,882,143	\$144,998,287	\$9,883,856	6.8%
8	10/26/2024	\$123,891,926	\$119,251,289	\$4,640,637	3.9%	\$29,078,529	\$26,497,085	\$2,581,444	9.7%	\$152,970,455	\$145,748,374	\$7,222,081	5.0%
9	11/2/2024	\$126,641,903	\$120,899,631	\$5,742,272	4.7%	\$26,910,117	\$26,966,850	(\$56,733)	-0.2%	\$153,552,020	\$147,866,481	\$5,685,539	3.8%
10	11/9/2024		\$124,357,490				\$27,951,994				\$152,309,484		
11	11/16/2024		\$122,472,423				\$28,397,507				\$150,869,930		
12	11/23/2024		\$122,802,742				\$28,252,450				\$151,055,192		
13	11/30/2024		\$129,836,541				\$30,176,458				\$160,012,999		
14	12/7/2024		\$124,603,445				\$30,970,299				\$155,573,744		
15	12/14/2024		\$124,125,352				\$30,309,108				\$154,434,460		
16	12/21/2024		\$132,017,161				\$35,542,727				\$167,559,888		
17	12/28/2024		\$137,579,889				\$44,917,574				\$182,497,463		
18	1/4/2025		\$131,759,760				\$34,501,857				\$166,261,617		
19	1/11/2025		\$127,983,080				\$26,580,291				\$154,563,371		
20	1/18/2025		\$115,886,326				\$24,986,950				\$140,873,276		
21	1/25/2025		\$123,239,175				\$26,358,979				\$149,598,154		
22	2/1/2025		\$129,552,953				\$28,985,243				\$158,538,196		
23	2/8/2025		\$133,732,466				\$29,421,493				\$163,153,959		
24	2/15/2025		\$132,311,579				\$29,986,701				\$162,298,280		
25	2/22/2025		\$132,789,940				\$32,053,481				\$164,843,421		
26	3/1/2025		\$140,014,976				\$36,048,898				\$176,063,874		
27	3/8/2025		\$139,381,071				\$37,865,362				\$177,246,433		
28	3/15/2025		\$135,122,488				\$41,791,634				\$176,914,122		
29	3/22/2025		\$137,726,063				\$57,194,799				\$194,920,862		
30	3/29/2025		\$141,104,504				\$59,818,632				\$200,923,136		
31	4/5/2025		\$137,394,802				\$66,283,915				\$203,678,717		
32	4/12/2025		\$134,916,822				\$26,874,892				\$161,791,714		
33	4/19/2025		\$133,976,232				\$27,066,736				\$161,042,968		
34	4/26/2025		\$134,565,327				\$27,901,309				\$162,466,636		
35	5/3/2025		\$137,482,260				\$29,412,500				\$166,894,760		
36	5/10/2025		\$131,053,687				\$29,057,528				\$160,111,215		
37	5/17/2025		\$131,034,564				\$27,768,764				\$158,803,328		
38	5/24/2025		\$128,284,725				\$28,642,753				\$156,927,478		
39	5/31/2025		\$126,138,448				\$29,657,921				\$155,796,369		
40	6/7/2025		\$126,987,877				\$29,332,010				\$156,319,887		
41	6/14/2025		\$123,804,834				\$25,353,870				\$149,158,704		

Texas Lottery Commission  
**Fiscal Year Over Year Change in Sales**  
 Unaudited  
 FY 2025 Compared to FY 2024

			SCRATCH TICKETS				DRAW GAMES				TOTAL SALES			
FY 2025														
Week	Week	Ending	FY 2025	FY 2024	Difference	% change - Cumulative Sales	FY 2025	FY 2024	Difference	% change - Cumulative Sales	FY 2025	FY 2024	Difference	% change - Cumulative Sales
42	6/21/2025			\$125,135,883				\$25,488,767				\$150,624,650		
43	6/28/2025			\$123,029,523				\$25,603,583				\$148,633,106		
44	7/5/2025			\$125,938,835				\$25,738,723				\$151,677,558		
45	7/12/2025			\$113,657,940				\$23,579,294				\$137,237,234		
46	7/19/2025			\$121,165,975				\$26,962,145				\$148,128,120		
47	7/26/2025			\$122,156,010				\$26,553,351				\$148,709,361		
48	8/2/2025			\$124,202,395				\$27,927,542				\$152,129,937		
49	8/9/2025			\$119,923,316				\$28,787,098				\$148,710,414		
50	8/16/2025			\$123,769,379				\$29,366,395				\$153,135,774		
51	8/23/2025			\$116,518,769				\$30,891,272				\$147,410,041		
52	8/30/2025			\$124,705,011				\$33,323,753				\$158,028,764		
	8/31/2025**			\$0				\$0				\$0		
Total thru Current Week			\$1,125,167,411	\$1,120,251,725	\$4,915,686	0.4%	\$264,578,146	\$371,598,321	(\$107,020,176)	-28.8%	\$1,389,745,557	\$1,491,850,046	(\$102,104,490)	-6.8%
Fiscal Year Total			\$1,125,167,411	\$6,644,493,763			\$264,578,146	\$1,745,284,869			\$1,389,745,557	\$8,389,778,632		

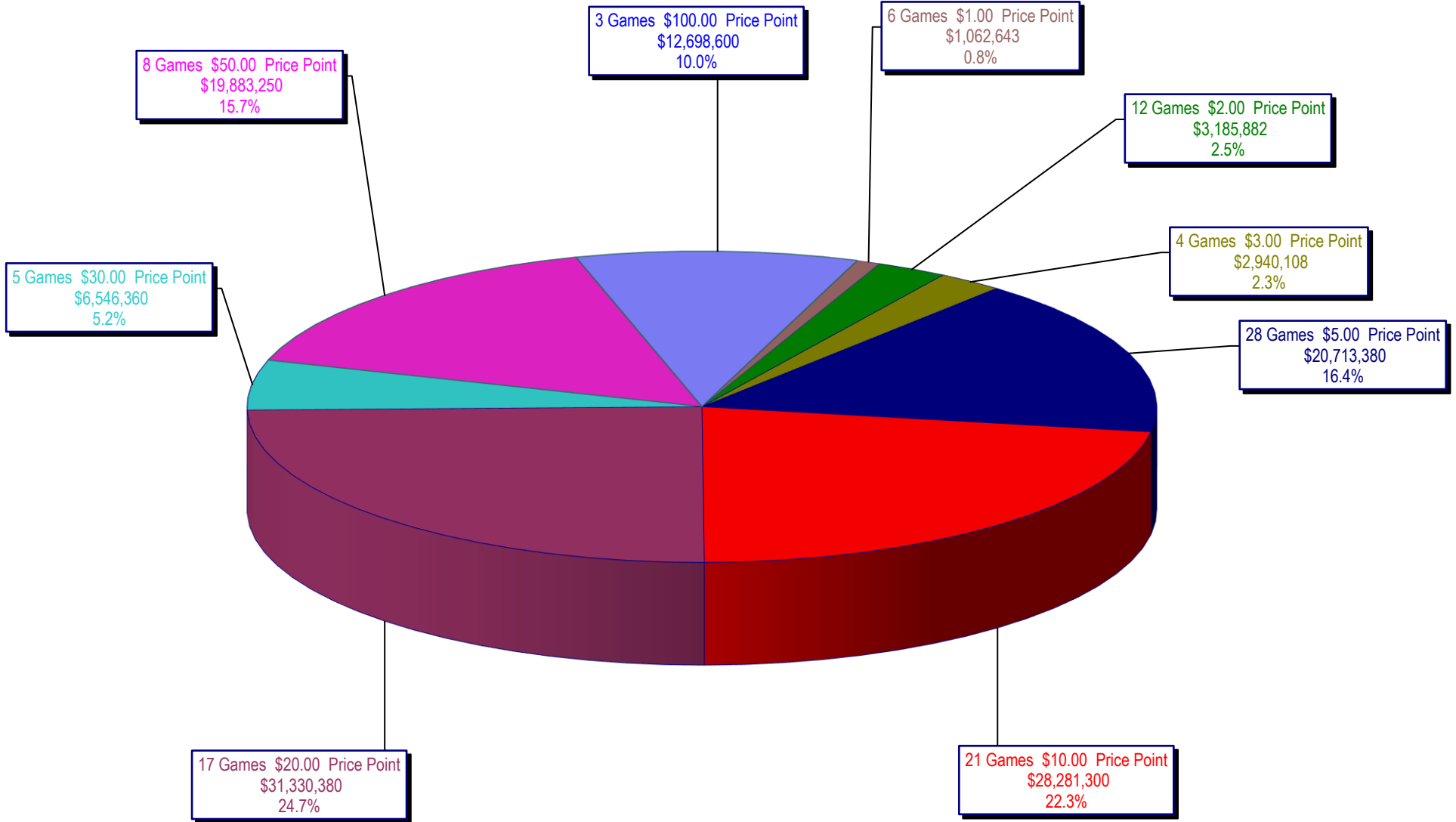
\* FY 24 includes 2 days  
 \*\* FY 25 includes 1 day

### Texas Lottery Commission Fiscal Year Over Year Change in Sales

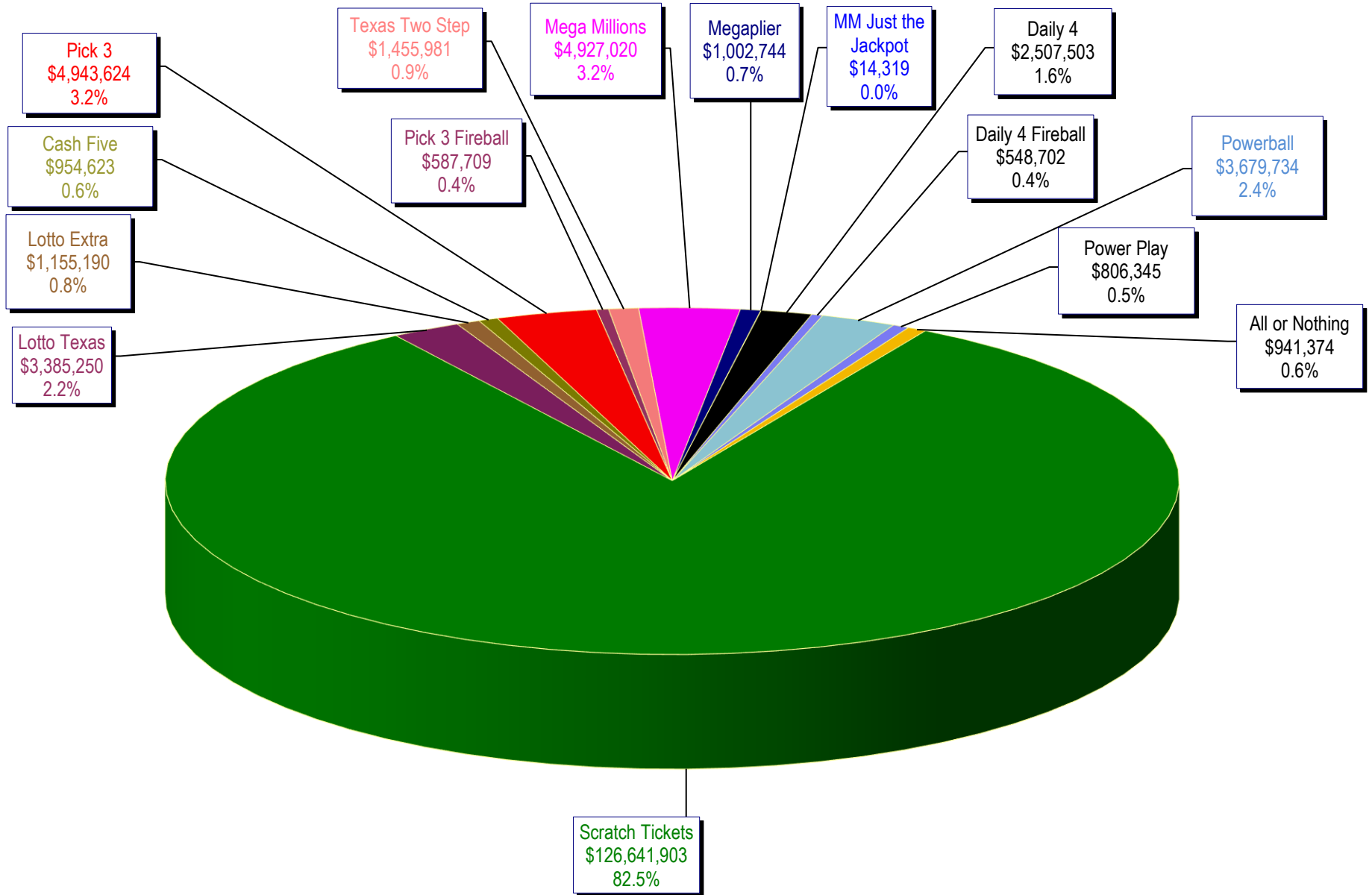


Note: Report is prepared on a Fiscal Year basis.

Texas Lottery Commission  
Scratch Ticket Sales  
For the Week Ending 11/02/2024  
(Unaudited)



**Texas Lottery Commission**  
**All Game Sales**  
**For the Week Ending 11/02/2024**  
**(Unaudited)**



Texas Lottery Commission - Weekly Sales Summary for FY 2025 (Unaudited)

Week Ended	Scratch Tickets	New Games & Dates	Lotto Texas	Jackpot			Lotto Extra	Pick 3	Pick 3 Fireball	Cash Five	Texas Two Step	Jackpot		Mega Millions	Jackpot		Megaplier	MM Just the Jackpot	Daily 4	Daily 4 Fireball	Powerball	Jackpot			Power Play	All or Nothing	Total	Per Cap.
				M	W	S						M	TH		T	F						M	W	S				
9/7/2024	123,243,994	2593 (\$1.N); 2594 (\$5.N); 2595 (\$10.N); 2596 (\$20.N) - 9/03/24	2,622,918	16	16.5	17.25	939,842	5,087,322	587,519	963,468	945,565	200	225	13,213,461	681	740	2,502,179	38,535	2,472,521	530,250	4,694,469	80	93	112	1,012,060	970,196	159,824,298	5.24
9/14/2024	124,003,613	0	2,777,413	17.5	18.25	19	980,097	5,044,316	570,781	961,544	1,001,295	325	200	9,476,468	800	20	1,832,585	26,703	2,428,425	510,441	5,314,631	121	134	152	1,133,171	995,864	157,057,346	5.15
9/21/2024	122,908,642	2597 (\$2.N); 2584 (\$5.N); 2589 (\$50.N) - 9/16/24	2,834,768	19.5	20	21	987,214	4,886,952	546,736	954,724	1,141,861	225	350	3,325,796	31	47	722,113	10,599	2,335,053	479,314	5,576,236	165	176	195	1,179,717	966,760	148,856,485	4.88
9/28/2024	125,035,263	0	2,937,551	21.5	22.25	23.25	1,028,181	5,025,245	559,848	943,541	1,529,597	525	725	3,454,190	62	77	746,763	10,071	2,413,163	499,337	6,083,626	208	223	243	1,264,456	935,379	152,466,210	5.00
10/5/2024	128,633,679	0	3,040,078	23.5	24.25	25.5	1,059,497	5,238,589	598,187	982,778	937,708	200	225	3,698,252	93	108	795,130	10,668	2,639,128	564,421	6,329,128	258	275	295	1,300,390	993,368	156,821,000	5.14
10/12/2024	125,028,989	2592 (\$5.N); 2612 (\$10.N) - 10/07/24	3,064,219	26.5	27.25	28.25	1,060,667	5,028,090	586,963	954,133	935,511	200	225	3,834,998	129	150	815,198	11,535	2,440,524	520,423	6,707,250	315	336	364	1,367,872	959,230	153,315,601	5.03
10/19/2024	125,779,402	0	3,102,844	29	29.75	30.5	1,078,464	4,856,952	559,205	941,513	1,338,019	325	500	3,888,162	169	185	822,297	11,277	2,402,478	521,455	7,199,080	388	408	437	1,449,693	931,302	154,882,143	5.08
10/26/2024	123,891,926	2601 (\$2.N); 2602 (\$5.N); 2603 (\$20.N) - 10/21/24	3,214,966	31.25	32.25	33.5	1,107,444	4,850,328	575,407	937,734	1,994,946	700	950	4,323,580	205	229	898,228	12,588	2,397,349	518,750	6,095,084	456	478	20	1,235,422	916,704	152,970,455	5.01
11/2/2024	126,641,903	0	3,385,250	34	34.75	36	1,155,190	4,943,624	587,709	954,623	1,455,981	1,225	200	4,927,020	250	281	1,002,744	14,319	2,507,503	548,702	3,679,734	28	39	54	806,345	941,374	153,552,020	5.03
weekly change	2.2%		5.3%				4.3%	1.9%	2.1%	1.8%	-27.0%		14.0%			11.6%	13.8%	4.6%	5.8%	-39.6%				-34.7%	2.7%	0.4%		
	<b>SALES</b>		<b>SALES</b>				<b>SALES</b>	<b>SALES</b>	<b>SALES</b>	<b>SALES</b>	<b>SALES</b>		<b>SALES</b>	<b>SALES</b>	<b>SALES</b>	<b>SALES</b>	<b>SALES</b>	<b>SALES</b>	<b>SALES</b>	<b>SALES</b>	<b>SALES</b>	<b>SALES</b>	<b>SALES</b>	<b>SALES</b>	<b>SALES</b>	<b>SALES</b>	<b>SALES</b>	<b>% of Sales</b>
Calendar Year to date 2024	5,613,191,381		114,463,272				40,692,808	226,038,030	25,714,889	42,891,702	55,318,261		283,583,334			56,137,637	842,066	109,392,865	23,292,524	294,941,555				60,607,637	44,249,714	6,991,357,674	100.0%	
Fiscal Year to date 2025	1,125,167,411		26,980,007				9,396,596	44,961,417	5,172,355	8,594,058	11,280,483		50,141,927			10,137,237	146,295	22,036,141	4,693,090	51,679,238				10,749,126	8,610,177	1,389,745,557	100.0%	