



WEEKLY SALES SUMMARY

Unaudited

Week Ending: 12/21/2024

**Texas Lottery Commission
Fiscal Year to Date Sales Comparison
Unaudited**

Through the Week Ending: 12/21/2024 (16 Weeks)

Sales by Game	FY 2023*	FY 2024**	FY 2025	\$ Change		% Change	
				FY 2025 to FY 2023	FY 2025 to FY 2024	FY 2025 to FY 2023	FY 2025 to FY 2024
Scratch Tickets	\$ 2,050,070,669	\$ 2,000,466,879	\$ 2,015,088,948	\$ -34,981,721	\$ 14,622,069	-1.7%	0.7%
Lotto Texas	42,181,868	45,728,562	52,169,309	9,987,441	6,440,747	23.7%	14.1%
Lotto Extra	13,999,009	16,075,389	18,002,997	4,003,988	1,927,608	28.6%	12.0%
Pick 3	82,047,708	81,856,243	80,428,521	-1,619,187	-1,427,722	-2.0%	-1.7%
Pick 3 Fireball	8,104,151	8,666,412	9,354,125	1,249,974	687,713	15.4%	7.9%
Cash Five	15,726,183	16,118,174	15,181,579	-544,604	-936,595	-3.5%	-5.8%
Texas Two Step	19,295,510	20,306,877	19,957,663	662,153	-349,214	3.4%	-1.7%
Mega Millions	95,894,172	75,364,342	108,600,383	12,706,211	33,236,041	13.3%	44.1%
Megaplier	17,958,688	15,312,251	21,408,895	3,450,207	6,096,644	19.2%	39.8%
MM Just the Jackpot	372,273	242,120	322,248	-50,025	80,128	-13.4%	33.1%
Daily 4	38,288,032	38,992,596	39,583,351	1,295,319	590,755	3.4%	1.5%
Daily 4 Fireball	7,380,362	8,163,586	8,491,324	1,110,963	327,739	15.1%	4.0%
Powerball	238,224,081	201,556,695	82,720,991	-155,503,090	-118,835,704	-65.3%	-59.0%
Power Play	42,576,253	38,263,588	17,449,864	-25,126,389	-20,813,724	-59.0%	-54.4%
All or Nothing	15,937,443	16,552,029	15,051,579	-885,864	-1,500,450	-5.6%	-9.1%
Total	\$ 2,688,056,401	\$ 2,583,665,741	\$ 2,503,811,776	\$ -184,244,625	\$ -79,853,965	-6.9%	-3.1%

*3 extra days

**2 extra days

Texas Lottery Commission
Fiscal Year Over Year Change in Sales
Unaudited
FY 2025 Compared to FY 2024

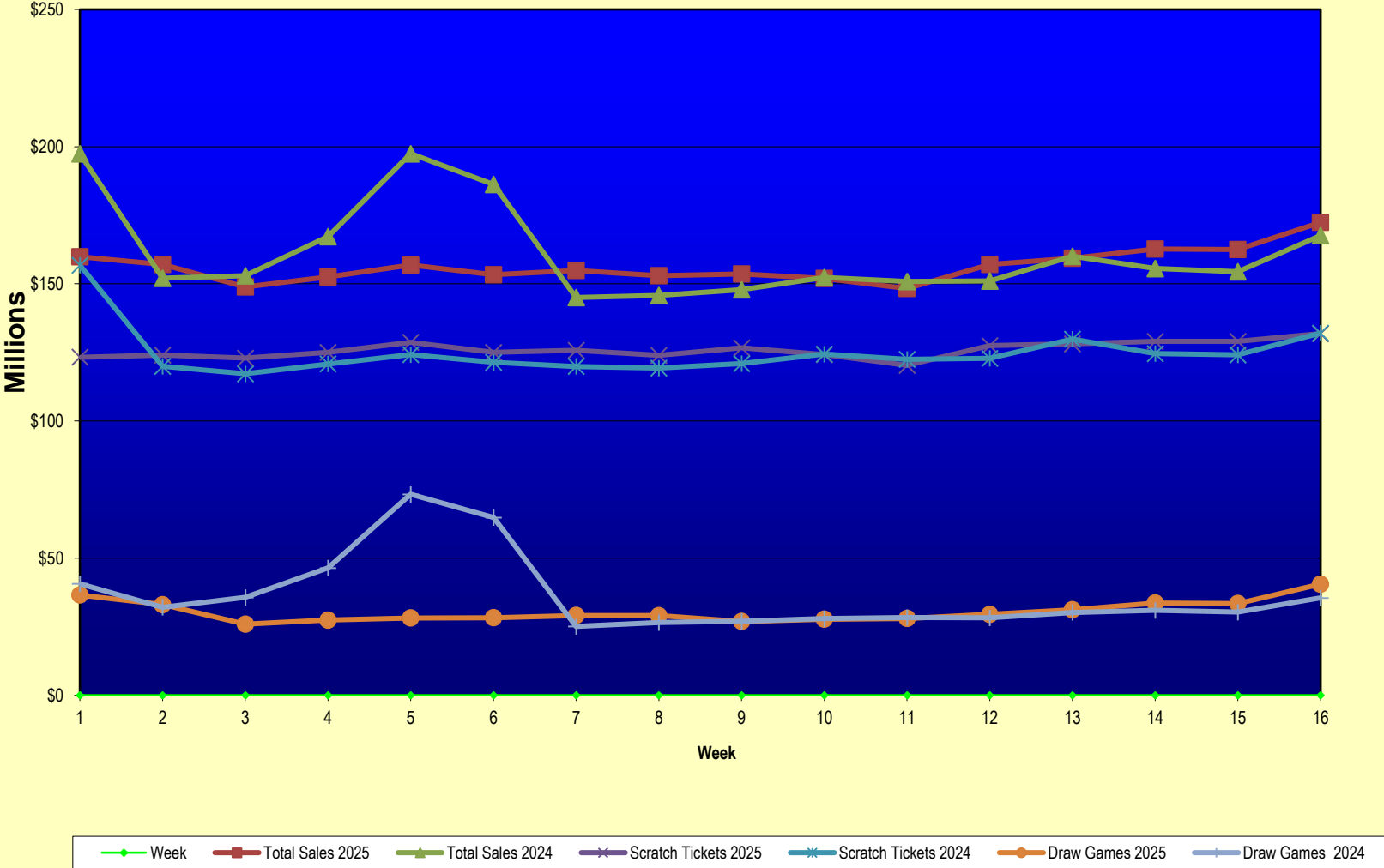
		SCRATCH TICKETS				DRAW GAMES				TOTAL SALES			
Week	FY 2025 Week Ending	FY 2025	FY 2024	Difference	% change - Cumulative Sales	FY 2025	FY 2024	Difference	% change - Cumulative Sales	FY 2025	FY 2024	Difference	% change - Cumulative Sales
0	9/2/2023*	\$0	\$38,978,519	(\$38,978,519)	-100.0%	\$0	\$10,637,832	(\$10,637,832)	-100.0%	\$0	\$49,616,351	(\$49,616,351)	-100.0%
1	9/7/2024	\$123,243,994	\$117,746,228	\$5,497,766	4.7%	\$36,580,304	\$30,027,540	\$6,552,765	21.8%	\$159,824,298	\$147,773,768	\$12,050,531	8.2%
2	9/14/2024	\$124,003,613	\$119,921,752	\$4,081,861	3.4%	\$33,053,733	\$32,110,344	\$943,390	2.9%	\$157,057,346	\$152,032,096	\$5,025,251	3.3%
3	9/21/2024	\$122,908,642	\$117,226,710	\$5,681,932	4.8%	\$25,947,843	\$35,718,110	(\$9,770,268)	-27.4%	\$148,856,485	\$152,944,820	(\$4,088,336)	-2.7%
4	9/28/2024	\$125,035,263	\$120,793,331	\$4,241,932	3.5%	\$27,430,947	\$46,419,217	(\$18,988,270)	-40.9%	\$152,466,210	\$167,212,548	(\$14,746,338)	-8.8%
5	10/5/2024	\$128,633,679	\$124,167,291	\$4,466,388	3.6%	\$28,187,321	\$73,290,479	(\$45,103,158)	-61.5%	\$156,821,000	\$197,457,770	(\$40,636,770)	-20.6%
6	10/12/2024	\$125,028,989	\$121,390,056	\$3,638,933	3.0%	\$28,286,612	\$64,809,497	(\$36,522,886)	-56.4%	\$153,315,601	\$186,199,553	(\$32,883,953)	-17.7%
7	10/19/2024	\$125,779,402	\$119,876,918	\$5,902,484	4.9%	\$29,102,741	\$25,121,369	\$3,981,372	15.8%	\$154,882,143	\$144,998,287	\$9,883,856	6.8%
8	10/26/2024	\$123,891,926	\$119,251,289	\$4,640,637	3.9%	\$29,078,529	\$26,497,085	\$2,581,444	9.7%	\$152,970,455	\$145,748,374	\$7,222,081	5.0%
9	11/2/2024	\$126,641,903	\$120,899,631	\$5,742,272	4.7%	\$26,910,117	\$26,966,850	(\$56,733)	-0.2%	\$153,552,020	\$147,866,481	\$5,685,539	3.8%
10	11/9/2024	\$124,170,230	\$124,357,490	(\$187,260)	-0.2%	\$27,752,989	\$27,951,994	(\$199,005)	-0.7%	\$151,923,219	\$152,309,484	(\$386,265)	-0.3%
11	11/16/2024	\$120,282,442	\$122,472,423	(\$2,189,981)	-1.8%	\$28,004,665	\$28,397,507	(\$392,842)	-1.4%	\$148,287,107	\$150,869,930	(\$2,582,823)	-1.7%
12	11/23/2024	\$127,481,870	\$122,802,742	\$4,679,128	3.8%	\$29,527,842	\$28,252,450	\$1,275,393	4.5%	\$157,009,712	\$151,055,192	\$5,954,521	3.9%
13	11/30/2024	\$128,114,304	\$129,836,541	(\$1,722,237)	-1.3%	\$31,208,493	\$30,176,458	\$1,032,035	3.4%	\$159,322,797	\$160,012,999	(\$690,202)	-0.4%
14	12/7/2024	\$129,005,761	\$124,603,445	\$4,402,316	3.5%	\$33,641,998	\$30,970,299	\$2,671,699	8.6%	\$162,647,759	\$155,573,744	\$7,074,015	4.5%
15	12/14/2024	\$129,032,767	\$124,125,352	\$4,907,415	4.0%	\$33,473,828	\$30,309,108	\$3,164,720	10.4%	\$162,506,595	\$154,434,460	\$8,072,135	5.2%
16	12/21/2024	\$131,834,163	\$132,017,161	(\$182,998)	-0.1%	\$40,534,870	\$35,542,727	\$4,992,143	14.0%	\$172,369,033	\$167,559,888	\$4,809,145	2.9%
17	12/28/2024		\$137,579,889				\$44,917,574				\$182,497,463		
18	1/4/2025		\$131,759,760				\$34,501,857				\$166,261,617		
19	1/11/2025		\$127,983,080				\$26,580,291				\$154,563,371		
20	1/18/2025		\$115,886,326				\$24,986,950				\$140,873,276		
21	1/25/2025		\$123,239,175				\$26,358,979				\$149,598,154		
22	2/1/2025		\$129,552,953				\$28,985,243				\$158,538,196		
23	2/8/2025		\$133,732,466				\$29,421,493				\$163,153,959		
24	2/15/2025		\$132,311,579				\$29,986,701				\$162,298,280		
25	2/22/2025		\$132,789,940				\$32,053,481				\$164,843,421		
26	3/1/2025		\$140,014,976				\$36,048,898				\$176,063,874		
27	3/8/2025		\$139,381,071				\$37,865,362				\$177,246,433		
28	3/15/2025		\$135,122,488				\$41,791,634				\$176,914,122		
29	3/22/2025		\$137,726,063				\$57,194,799				\$194,920,862		
30	3/29/2025		\$141,104,504				\$59,818,632				\$200,923,136		
31	4/5/2025		\$137,394,802				\$66,283,915				\$203,678,717		
32	4/12/2025		\$134,916,822				\$26,874,892				\$161,791,714		
33	4/19/2025		\$133,976,232				\$27,066,736				\$161,042,968		
34	4/26/2025		\$134,565,327				\$27,901,309				\$162,466,636		
35	5/3/2025		\$137,482,260				\$29,412,500				\$166,894,760		
36	5/10/2025		\$131,053,687				\$29,057,528				\$160,111,215		
37	5/17/2025		\$131,034,564				\$27,768,764				\$158,803,328		
38	5/24/2025		\$128,284,725				\$28,642,753				\$156,927,478		
39	5/31/2025		\$126,138,448				\$29,657,921				\$155,796,369		
40	6/7/2025		\$126,987,877				\$29,332,010				\$156,319,887		
41	6/14/2025		\$123,804,834				\$25,353,870				\$149,158,704		

Texas Lottery Commission
Fiscal Year Over Year Change in Sales
 Unaudited
 FY 2025 Compared to FY 2024

			SCRATCH TICKETS				DRAW GAMES				TOTAL SALES			
FY 2025			FY 2025	FY 2024	Difference	% change - Cumulative Sales	FY 2025	FY 2024	Difference	% change - Cumulative Sales	FY 2025	FY 2024	Difference	% change - Cumulative Sales
Week	Week Ending													
42	6/21/2025			\$125,135,883				\$25,488,767				\$150,624,650		
43	6/28/2025			\$123,029,523				\$25,603,583				\$148,633,106		
44	7/5/2025			\$125,938,835				\$25,738,723				\$151,677,558		
45	7/12/2025			\$113,657,940				\$23,579,294				\$137,237,234		
46	7/19/2025			\$121,165,975				\$26,962,145				\$148,128,120		
47	7/26/2025			\$122,156,010				\$26,553,351				\$148,709,361		
48	8/2/2025			\$124,202,395				\$27,927,542				\$152,129,937		
49	8/9/2025			\$119,923,316				\$28,787,098				\$148,710,414		
50	8/16/2025			\$123,769,379				\$29,366,395				\$153,135,774		
51	8/23/2025			\$116,518,769				\$30,891,272				\$147,410,041		
52	8/30/2025			\$124,705,011				\$33,323,753				\$158,028,764		
	8/31/2025**			\$0				\$0				\$0		
Total thru Current Week			\$2,015,088,948	\$2,000,466,879	\$14,622,069	0.7%	\$488,722,828	\$583,198,862	(\$94,476,034)	-16.2%	\$2,503,811,776	\$2,583,665,741	(\$79,853,965)	-3.1%
Fiscal Year Total			\$2,015,088,948	\$6,644,493,763			\$488,722,828	\$1,745,284,869			\$2,503,811,776	\$8,389,778,632		

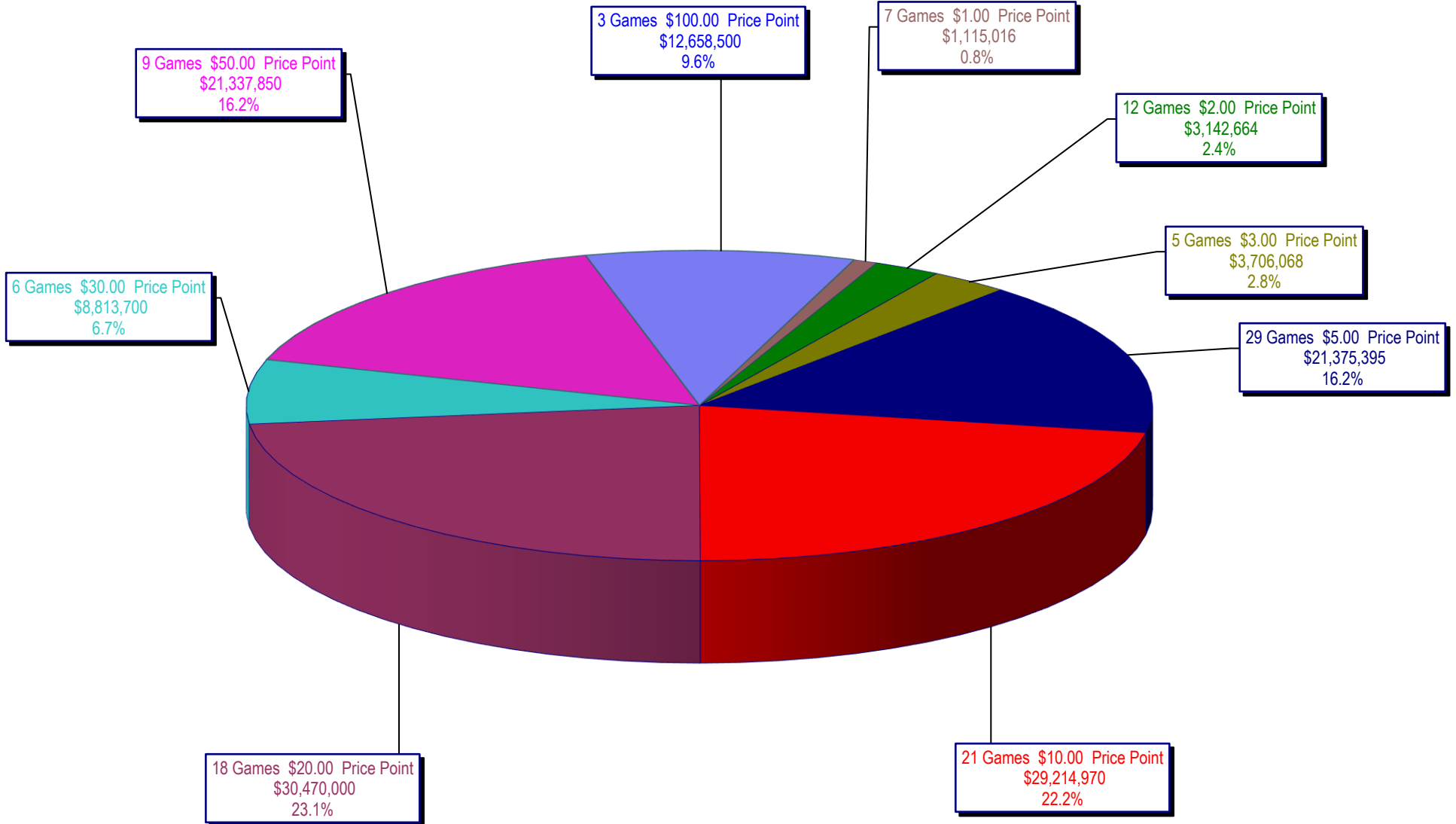
* FY 24 includes 2 days
 ** FY 25 includes 1 day

Texas Lottery Commission Fiscal Year Over Year Change in Sales

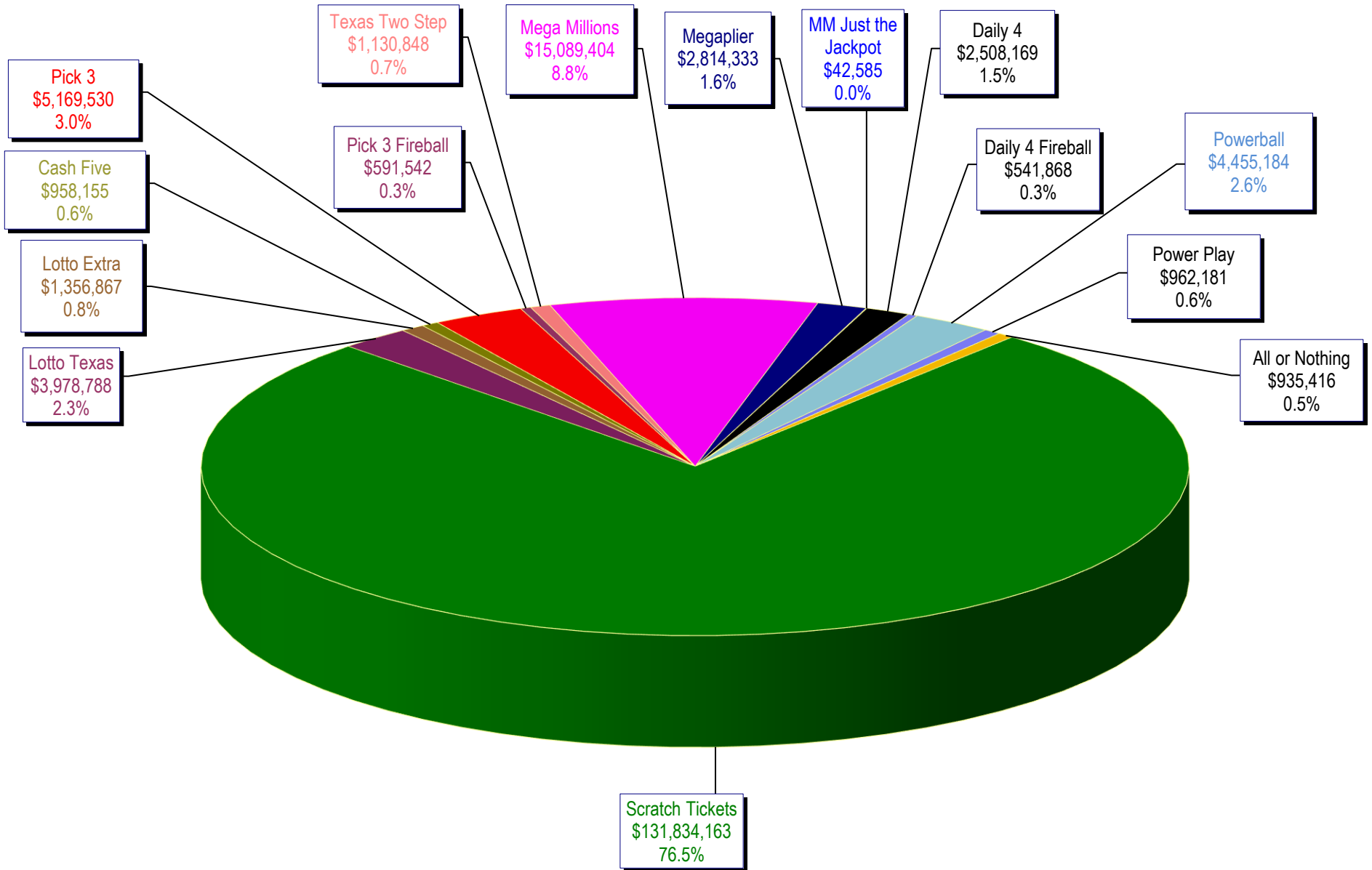


Note: Report is prepared on a Fiscal Year basis.

Texas Lottery Commission
Scratch Ticket Sales
For the Week Ending 12/21/2024
(Unaudited)



Texas Lottery Commission
All Game Sales
For the Week Ending 12/21/2024
(Unaudited)



Texas Lottery Commission - Weekly Sales Summary for FY 2025 (Unaudited)

Week Ended	Scratch Tickets	New Games & Dates	Lotto Texas	Jackpot			Lotto Extra	Pick 3	Pick 3 Fireball	Cash Five	Texas Two Step	Jackpot		Mega Millions	Jackpot		Megaplier	MM Just the Jackpot	Daily 4	Daily 4 Fireball	Powerball	Jackpot			Power Play	All or Nothing	Total	Per Cap.
				M	W	S						M	TH		T	F						M	W	S				
9/7/2024	123,243,994	2593 (\$1.N); 2594 (\$5.N); 2595 (\$10.N); 2596 (\$20.N) - 9/03/24	2,622,918	16	16.5	17.25	939,842	5,087,322	587,519	963,468	945,565	200	225	13,213,461	681	740	2,502,179	38,535	2,472,521	530,250	4,694,469	80	93	112	1,012,060	970,196	159,824,298	5.24
9/14/2024	124,003,613	0	2,777,413	17.5	18.25	19	980,097	5,044,316	570,781	961,544	1,001,295	325	200	9,476,468	800	20	1,832,585	26,703	2,428,425	510,441	5,314,631	121	134	152	1,133,171	995,864	157,057,346	5.15
9/21/2024	122,908,642	2597 (\$2.N); 2584 (\$5.N); 2589 (\$50.N) - 9/16/24	2,834,768	19.5	20	21	987,214	4,886,952	546,736	954,724	1,141,861	225	350	3,325,796	31	47	722,113	10,599	2,335,053	479,314	5,576,236	165	176	195	1,179,717	966,760	148,856,485	4.88
9/28/2024	125,035,263	0	2,937,551	21.5	22.25	23.25	1,028,181	5,025,245	559,848	943,541	1,529,597	525	725	3,454,190	62	77	746,763	10,071	2,413,163	499,337	6,083,626	208	223	243	1,264,456	935,379	152,466,210	5.00
10/5/2024	128,633,679	0	3,040,078	23.5	24.25	25.5	1,059,497	5,238,589	598,187	982,778	937,708	200	225	3,698,252	93	108	795,130	10,668	2,639,128	564,421	6,329,128	258	275	295	1,300,390	993,368	156,821,000	5.14
10/12/2024	125,028,989	2592 (\$5.N); 2612 (\$10.N) - 10/07/24	3,064,219	26.5	27.25	28.25	1,060,667	5,028,090	586,963	954,133	935,511	200	225	3,834,998	129	150	815,198	11,535	2,440,524	520,423	6,707,250	315	336	364	1,367,872	959,230	153,315,601	5.03
10/19/2024	125,779,402	0	3,102,844	29	29.75	30.5	1,078,464	4,856,952	559,205	941,513	1,338,019	325	500	3,888,162	169	185	822,297	11,277	2,402,478	521,455	7,199,080	388	408	437	1,449,693	931,302	154,882,143	5.08
10/26/2024	123,891,926	2601 (\$2.N); 2602 (\$5.N); 2603 (\$20.N) - 10/21/24	3,214,966	31.25	32.25	33.5	1,107,444	4,850,328	575,407	937,734	1,994,946	700	950	4,323,580	205	229	898,228	12,588	2,397,349	518,750	6,095,084	456	478	20	1,235,422	916,704	152,970,455	5.01
11/2/2024	126,641,903	0	3,385,250	34	34.75	36	1,155,190	4,943,624	587,709	954,623	1,455,981	1,225	200	4,927,020	250	281	1,002,744	14,319	2,507,503	548,702	3,679,734	28	39	54	806,345	941,374	153,552,020	5.03
11/9/2024	124,170,230	2604 (\$1.N); 2605 (\$3.N); 2606 (\$5.N); 2607 (\$10.N) - 11/04/24	3,398,576	36.25	37.5	39	1,155,137	4,975,479	597,913	954,010	1,159,891	225	350	5,578,836	303	334	1,122,494	15,966	2,471,681	537,724	3,970,136	63	75	92	873,183	941,964	151,923,219	4.98
11/16/2024	120,282,442	0	3,399,208	39.25	39.75	41.25	1,153,075	4,710,618	562,011	921,341	1,516,586	525	725	5,646,168	361	387	1,140,843	16,443	2,347,231	501,831	4,263,217	103	113	130	927,337	898,756	148,287,107	4.86
11/23/2024	127,481,870	2608 (\$5.N); 2609 (\$20.N); 2599 (\$50.N) - 11/18/24	3,524,883	42.25	43.25	44	1,202,339	5,113,876	612,602	932,218	937,019	200	225	6,353,772	420	453	1,262,483	20,271	2,604,441	572,957	4,499,048	144	155	171	974,528	917,406	157,009,712	5.15
11/30/2024	128,114,304	0	3,463,766	44.75	45	45.5	1,200,317	5,219,011	622,935	925,364	1,294,897	350	500	7,219,810	489	514	1,389,995	21,075	2,554,431	554,716	4,811,574	184	196	214	1,031,763	898,840	159,322,797	5.22
12/7/2024	129,005,761	2614 (\$2.N); 2611 (\$5.N); 2626 (\$10.N); 2556 (\$20.N) - 12/02/24	3,558,544	46.25	46.75	48.25	1,221,897	5,198,488	601,576	949,318	1,757,613	700	925	8,369,506	541	579	1,598,836	27,957	2,545,750	546,910	5,241,954	224	240	260	1,107,222	916,428	162,647,759	5.33
12/14/2024	129,032,767	0	3,865,537	48.5	49.25	50.5	1,316,769	5,080,104	593,193	947,115	880,326	200	200	10,200,960	619	695	1,942,674	31,656	2,515,509	542,230	3,800,640	20	30	45	824,524	932,592	162,506,595	5.33
12/21/2024	131,834,163	2581 (\$5.N); 2629 (\$5.N); 2616 (\$30.N) - 12/16/24	3,978,788	52.25	53.25	54.75	1,356,867	5,169,530	591,542	958,155	1,130,848	225	350	15,089,404	760	862	2,814,333	42,585	2,508,169	541,868	4,455,184	55	69	88	962,181	935,416	172,369,033	5.65
weekly change	2.2%		2.9%				3.0%	1.8%	-0.3%	1.2%	28.5%		47.9%			44.9%	34.5%	-0.3%	-0.1%	17.2%				16.7%	0.3%	6.1%		
	SALES		SALES				SALES	SALES	SALES	SALES	SALES		SALES	SALES	SALES	SALES	SALES	SALES	SALES	SALES	SALES	SALES	SALES	SALES	SALES	SALES	SALES	% of Sales
Calendar Year to date 2024	6,503,112,918		139,652,574				49,299,209	261,505,134	29,896,659	49,479,223	63,995,441		342,041,790			67,409,295	1,018,019	126,940,075	27,090,758	325,983,308				67,308,375	50,691,116	8,105,423,894	100.0%	
Fiscal Year to date 2025	2,015,088,948		52,169,309				18,002,997	80,428,521	9,354,125	15,181,579	19,957,663		108,600,383			21,408,895	322,248	39,583,351	8,491,324	82,720,991				17,449,864	15,051,579	2,503,811,776	100.0%	