



WEEKLY SALES SUMMARY

Unaudited

Week Ending: 7/23/2022

Texas Lottery Commission
Fiscal Year to Date Sales Comparison
Unaudited

Through the Week Ending: 7/23/2022 (47 weeks)

Sales by Game	FY 2020*	FY 2021**	FY 2022	\$ Change		% Change	
				FY 2022 to FY 2020	FY 2022 to FY 2021 to	FY 2022 to FY 2020	FY 2022 to FY 2021 to
Scratch Tickets	\$ 4,954,719,310	\$ 5,955,052,840	\$ 6,022,155,827	\$ 1,067,436,517	\$ 67,102,987	21.5%	1.1%
Lotto Texas	99,760,378	117,038,748	109,885,780	10,125,402	-7,152,968	10.1%	-6.1%
Lotto Extra	26,722,925	34,622,679	34,956,731	8,233,806	334,052	30.8%	1.0%
Pick 3	231,841,814	256,751,449	244,505,439	12,663,625	-12,246,010	5.5%	-4.8%
Pick 3 Fireball	18,141,184	22,825,261	23,386,762	5,245,578	561,501	28.9%	2.5%
Cash Five	41,531,712	46,340,406	44,602,430	3,070,718	-1,737,976	7.4%	-3.8%
Texas Two Step	54,283,216	59,986,907	55,847,383	1,564,168	-4,139,524	2.9%	-6.9%
Mega Millions	183,011,024	298,086,588	222,827,878	39,816,854	-75,258,710	21.8%	-25.2%
Megaplier	31,273,639	50,727,274	40,390,912	9,117,273	-10,336,362	29.2%	-20.4%
MM Just the Jackpot	737,304	1,202,697	889,812	152,508	-312,885	20.7%	-26.0%
Daily 4	103,425,018	109,730,756	110,055,188	6,630,170	324,432	6.4%	0.3%
Daily 4 Fireball	14,757,945	18,035,576	21,099,585	6,341,640	3,064,009	43.0%	17.0%
Powerball	164,633,130	250,622,841	315,553,818	150,920,688	64,930,977	91.7%	25.9%
Power Play	28,669,485	43,807,103	57,036,024	28,366,539	13,228,921	98.9%	30.2%
All or Nothing	32,436,343	39,436,229	39,977,784	7,541,441	541,555	23.2%	1.4%
Total	\$ 5,985,944,426	\$ 7,304,267,353	\$ 7,343,171,352	\$ 1,357,226,926	\$ 38,903,999	22.7%	0.5%

* 3 extra days

**1 extra day

Texas Lottery Commission
Fiscal Year Over Year Change in Sales
Unaudited
FY 2022 Compared to FY 2021

		SCRATCH TICKETS				DRAW GAMES				TOTAL SALES			
FY 2022		FY 2022	FY 2021	Difference	% change - Cumulative Sales	FY 2022	FY 2021	Difference	% change - Cumulative Sales	FY 2022	FY 2021	Difference	% change - Cumulative Sales
Week	Week Ending												
1	9/4/2021*	\$73,465,895	\$88,381,162	(\$14,915,267)	-16.9%	\$19,754,024	\$22,327,441	(\$2,573,417)	-11.5%	\$93,219,919	\$110,708,603	(\$17,488,684)	-15.8%
2	9/11/2021	\$117,404,128	\$115,145,117	\$2,259,011	2.0%	\$30,567,724	\$25,865,986	\$4,701,738	18.2%	\$147,971,852	\$141,011,103	\$6,960,749	4.9%
3	9/18/2021	\$121,522,543	\$117,098,316	\$4,424,227	3.8%	\$34,044,343	\$25,689,861	\$8,354,482	32.5%	\$155,566,886	\$142,788,177	\$12,778,709	8.9%
4	9/25/2021	\$121,751,048	\$113,153,550	\$8,597,498	7.6%	\$33,618,247	\$24,320,273	\$9,297,974	38.2%	\$155,369,295	\$137,473,823	\$17,895,472	13.0%
5	10/2/2021	\$127,128,919	\$114,375,276	\$12,753,643	11.2%	\$41,420,853	\$23,460,330	\$17,960,523	76.6%	\$168,549,772	\$137,835,606	\$30,714,166	22.3%
6	10/9/2021	\$121,962,687	\$114,802,883	\$7,159,804	6.2%	\$31,994,174	\$21,716,732	\$10,277,442	47.3%	\$153,956,861	\$136,519,615	\$17,437,246	12.8%
7	10/16/2021	\$121,035,307	\$113,280,669	\$7,754,638	6.8%	\$23,150,459	\$20,664,725	\$2,485,734	12.0%	\$144,185,766	\$133,945,394	\$10,240,372	7.6%
8	10/23/2021	\$121,223,866	\$111,745,204	\$9,478,662	8.5%	\$23,980,968	\$21,165,208	\$2,815,761	13.3%	\$145,204,834	\$132,910,412	\$12,294,423	9.3%
9	10/30/2021	\$121,466,419	\$111,272,152	\$10,194,267	9.2%	\$22,663,805	\$22,136,334	\$527,471	2.4%	\$144,130,224	\$133,408,486	\$10,721,738	8.0%
10	11/6/2021	\$123,385,510	\$113,620,007	\$9,765,503	8.6%	\$23,377,828	\$22,606,708	\$771,120	3.4%	\$146,763,338	\$136,226,715	\$10,536,623	7.7%
11	11/13/2021	\$124,592,327	\$109,577,081	\$15,015,246	13.7%	\$23,964,090	\$22,749,434	\$1,214,656	5.3%	\$148,556,417	\$132,326,515	\$16,229,902	12.3%
12	11/20/2021	\$129,630,920	\$114,446,332	\$15,184,588	13.3%	\$24,189,686	\$23,397,417	\$792,269	3.4%	\$153,820,606	\$137,843,749	\$15,976,857	11.6%
13	11/27/2021	\$121,428,296	\$106,113,701	\$15,314,595	14.4%	\$24,228,401	\$23,890,237	\$338,164	1.4%	\$145,656,697	\$130,003,938	\$15,652,759	12.0%
14	12/4/2021	\$128,910,581	\$111,508,837	\$17,401,744	15.6%	\$26,157,280	\$26,132,516	\$24,764	0.1%	\$155,067,861	\$137,641,353	\$17,426,508	12.7%
15	12/11/2021	\$127,275,950	\$111,156,442	\$16,119,508	14.5%	\$27,055,024	\$26,432,394	\$622,630	2.4%	\$154,330,974	\$137,588,836	\$16,742,138	12.2%
16	12/18/2021	\$130,658,440	\$112,212,350	\$18,446,090	16.4%	\$28,123,755	\$27,895,989	\$227,766	0.8%	\$158,782,195	\$140,108,339	\$18,673,856	13.3%
17	12/25/2021	\$134,332,326	\$119,456,586	\$14,875,740	12.5%	\$30,887,402	\$30,653,848	\$233,554	0.8%	\$165,219,728	\$150,110,434	\$15,109,294	10.1%
18	1/1/2022	\$143,781,256	\$127,122,270	\$16,658,986	13.1%	\$46,057,933	\$38,528,413	\$7,529,520	19.5%	\$189,839,189	\$165,650,683	\$24,188,506	14.6%
19	1/8/2022	\$134,458,569	\$133,494,933	\$963,636	0.7%	\$47,708,392	\$57,484,861	(\$9,776,469)	-17.0%	\$182,166,961	\$190,979,794	(\$8,812,833)	-4.6%
20	1/15/2022	\$130,854,390	\$127,542,833	\$3,311,557	2.6%	\$26,705,000	\$87,788,743	(\$61,083,743)	-69.6%	\$157,559,390	\$215,331,576	(\$57,772,186)	-26.8%
21	1/22/2022	\$126,399,631	\$130,328,004	(\$3,928,373)	-3.0%	\$27,056,221	\$97,504,542	(\$70,448,321)	-72.3%	\$153,455,852	\$227,832,546	(\$74,376,694)	-32.6%
22	1/29/2022	\$127,324,026	\$130,076,595	(\$2,752,569)	-2.1%	\$27,834,789	\$24,692,518	\$3,142,272	12.7%	\$155,158,815	\$154,769,113	\$389,703	0.3%
23	2/5/2022	\$126,528,959	\$136,640,103	(\$10,111,144)	-7.4%	\$23,518,047	\$24,693,211	(\$1,175,164)	-4.8%	\$150,047,006	\$161,333,314	(\$11,286,308)	-7.0%
24	2/12/2022	\$132,565,722	\$124,939,795	\$7,625,927	6.1%	\$24,590,558	\$23,636,934	\$953,624	4.0%	\$157,156,280	\$148,576,729	\$8,579,551	5.8%
25	2/19/2022	\$132,003,180	\$75,402,427	\$56,600,753	75.1%	\$23,559,425	\$13,683,523	\$9,875,902	72.2%	\$155,562,605	\$89,085,950	\$66,476,655	74.6%
26	2/26/2022	\$130,903,763	\$126,573,041	\$4,330,722	3.4%	\$24,316,703	\$23,389,855	\$926,848	4.0%	\$155,220,466	\$149,962,896	\$5,257,570	3.5%
27	3/5/2022	\$144,124,385	\$133,200,697	\$10,923,688	8.2%	\$25,610,526	\$25,627,875	(\$17,349)	-0.1%	\$169,734,911	\$158,828,572	\$10,906,339	6.9%
28	3/12/2022	\$139,056,015	\$134,601,912	\$4,454,103	3.3%	\$23,673,582	\$26,650,604	(\$2,977,023)	-11.2%	\$162,729,597	\$161,252,516	\$1,477,081	0.9%
29	3/19/2022	\$136,794,720	\$153,635,044	(\$16,840,324)	-11.0%	\$23,344,648	\$27,014,869	(\$3,670,221)	-13.6%	\$160,139,368	\$180,649,913	(\$20,510,545)	-11.4%
30	3/26/2022	\$134,238,655	\$156,511,371	(\$22,272,716)	-14.2%	\$23,969,257	\$27,238,714	(\$3,269,458)	-12.0%	\$158,207,912	\$183,750,085	(\$25,542,174)	-13.9%
31	4/2/2022	\$138,671,383	\$158,758,180	(\$20,086,797)	-12.7%	\$24,997,410	\$25,817,113	(\$819,703)	-3.2%	\$163,668,793	\$184,575,293	(\$20,906,500)	-11.3%
32	4/9/2022	\$131,487,411	\$152,261,121	(\$20,773,710)	-13.6%	\$25,445,741	\$25,896,084	(\$450,343)	-1.7%	\$156,933,152	\$178,157,205	(\$21,224,053)	-11.9%
33	4/16/2022	\$132,169,684	\$149,946,632	(\$17,776,948)	-11.9%	\$26,316,966	\$26,330,496	(\$13,530)	-0.1%	\$158,486,650	\$176,277,128	(\$17,790,478)	-10.1%
34	4/23/2022	\$128,765,378	\$147,956,805	(\$19,191,427)	-13.0%	\$29,303,625	\$26,462,493	\$2,841,133	10.7%	\$158,069,003	\$174,419,298	(\$16,350,295)	-9.4%
35	4/30/2022	\$131,124,620	\$149,268,466	(\$18,143,846)	-12.2%	\$32,269,084	\$28,003,294	\$4,265,791	15.2%	\$163,393,704	\$177,271,760	(\$13,878,056)	-7.8%
36	5/7/2022	\$132,440,406	\$144,423,251	(\$11,982,845)	-8.3%	\$23,807,640	\$29,055,332	(\$5,247,692)	-18.1%	\$156,248,046	\$173,478,583	(\$17,230,537)	-9.9%
37	5/14/2022	\$126,717,376	\$143,355,893	(\$16,638,517)	-11.6%	\$23,986,338	\$31,496,103	(\$7,509,766)	-23.8%	\$150,703,714	\$174,851,996	(\$24,148,283)	-13.8%
38	5/21/2022	\$138,370,954	\$141,392,410	(\$3,021,456)	-2.1%	\$24,758,230	\$35,173,326	(\$10,415,096)	-29.6%	\$163,129,184	\$176,565,736	(\$13,436,552)	-7.6%
39	5/28/2022	\$137,931,040	\$137,051,585	\$879,455	0.6%	\$24,771,857	\$25,478,731	(\$706,874)	-2.8%	\$162,702,897	\$162,530,316	\$172,581	0.1%
40	6/4/2022	\$134,270,237	\$138,140,582	(\$3,870,345)	-2.8%	\$25,322,690	\$25,330,096	(\$7,406)	0.0%	\$159,592,927	\$163,470,678	(\$3,877,751)	-2.4%
41	6/11/2022	\$130,068,755	\$131,984,128	(\$1,915,373)	-1.5%	\$26,377,217	\$21,831,386	\$4,545,832	20.8%	\$156,445,972	\$153,815,514	\$2,630,459	1.7%
42	6/18/2022	\$127,666,392	\$129,880,069	(\$2,213,677)	-1.7%	\$27,328,191	\$21,982,398	\$5,345,793	24.3%	\$154,994,583	\$151,862,467	\$3,132,116	2.1%

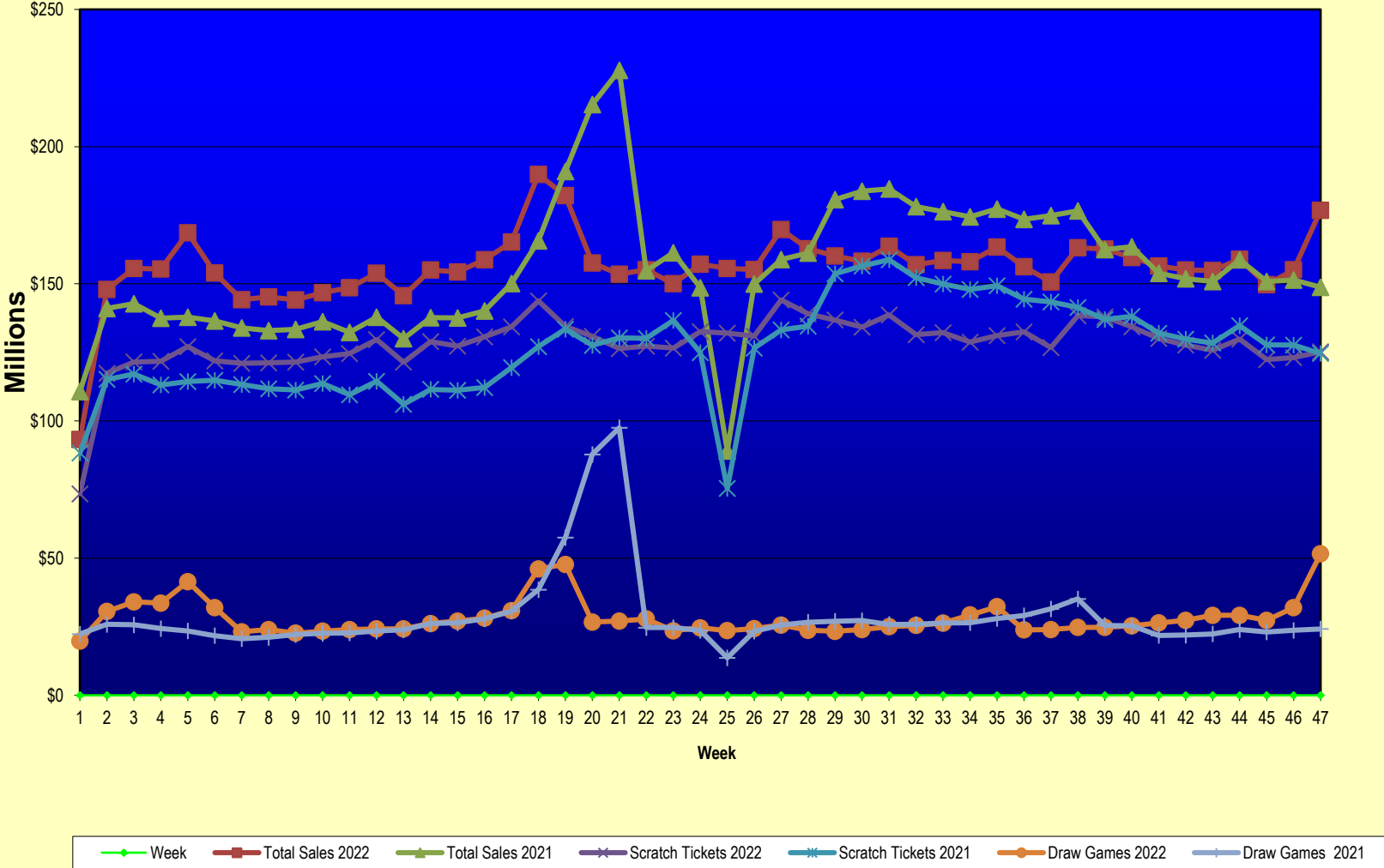
Texas Lottery Commission
Fiscal Year Over Year Change in Sales
Unaudited
FY 2022 Compared to FY 2021

		SCRATCH TICKETS				DRAW GAMES				TOTAL SALES			
FY 2022		FY 2022	FY 2021	Difference	% change - Cumulative Sales	FY 2022	FY 2021	Difference	% change - Cumulative Sales	FY 2022	FY 2021	Difference	% change - Cumulative Sales
Week	Week Ending												
43	6/25/2022	\$125,712,115	\$128,432,805	(\$2,720,690)	-2.1%	\$29,158,630	\$22,386,397	\$6,772,233	30.3%	\$154,870,745	\$150,819,202	\$4,051,543	2.7%
44	7/2/2022	\$129,846,487	\$134,775,705	(\$4,929,218)	-3.7%	\$29,131,632	\$23,967,723	\$5,163,909	21.5%	\$158,978,119	\$158,743,428	\$234,691	0.1%
45	7/9/2022	\$122,397,597	\$127,718,775	(\$5,321,178)	-4.2%	\$27,312,076	\$23,105,336	\$4,206,740	18.2%	\$149,709,673	\$150,824,111	(\$1,114,438)	-0.7%
46	7/16/2022	\$123,108,736	\$127,681,286	(\$4,572,550)	-3.6%	\$31,993,516	\$23,671,929	\$8,321,588	35.2%	\$155,102,252	\$151,353,215	\$3,749,038	2.5%
47	7/23/2022	\$125,198,823	\$124,610,457	\$588,366	0.5%	\$51,611,547	\$24,186,190	\$27,425,357	113.4%	\$176,810,370	\$148,796,647	\$28,013,723	18.8%
48	7/30/2022		\$126,437,509				\$25,623,636				\$152,061,145		
49	8/6/2022		\$125,100,277				\$25,280,445				\$150,380,722		
50	8/13/2022		\$121,350,965				\$25,593,011				\$146,943,976		
51	8/20/2022		\$121,080,932				\$25,800,409				\$146,881,341		
52	8/27/2022		\$118,866,934				\$28,610,926				\$147,477,860		
	8/31/2022**		\$49,085,562				\$10,105,437				\$59,190,999		
Total thru Current Week		\$6,022,155,827	\$5,955,052,840	\$67,102,987	1.1%	\$1,321,015,525	\$1,349,214,513	(\$28,198,989)	-2.1%	\$7,343,171,352	\$7,304,267,353	\$38,903,999	0.5%
Fiscal Year Total		\$6,022,155,827	\$6,616,975,019			\$1,321,015,525	\$1,490,228,375			\$7,343,171,352	\$8,107,203,394		

* FY 22 includes 4 days; FY 21 includes 5 days

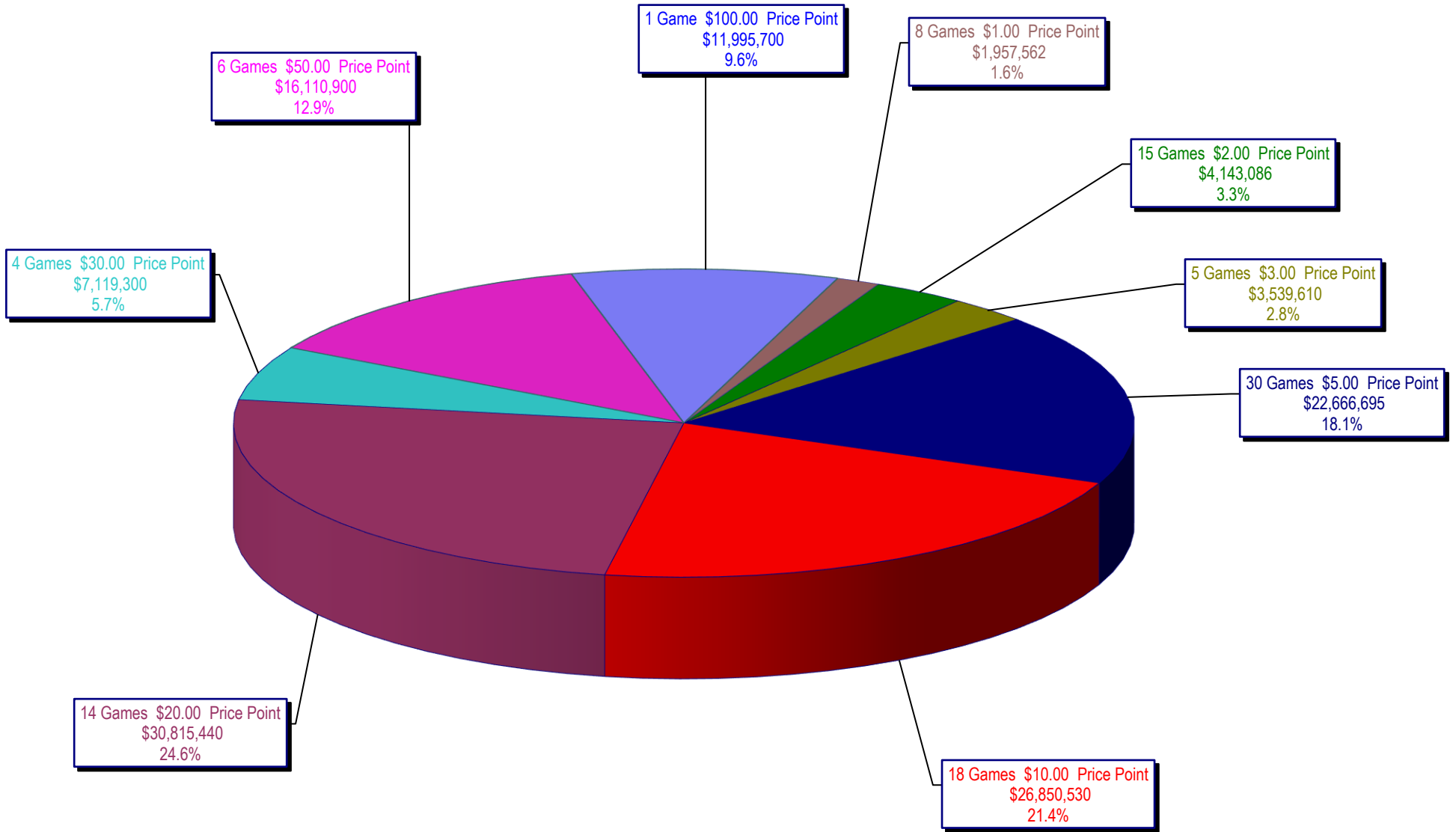
** FY 22 includes 4 days; FY 21 includes 3 days

Texas Lottery Commission Fiscal Year Over Year Change in Sales

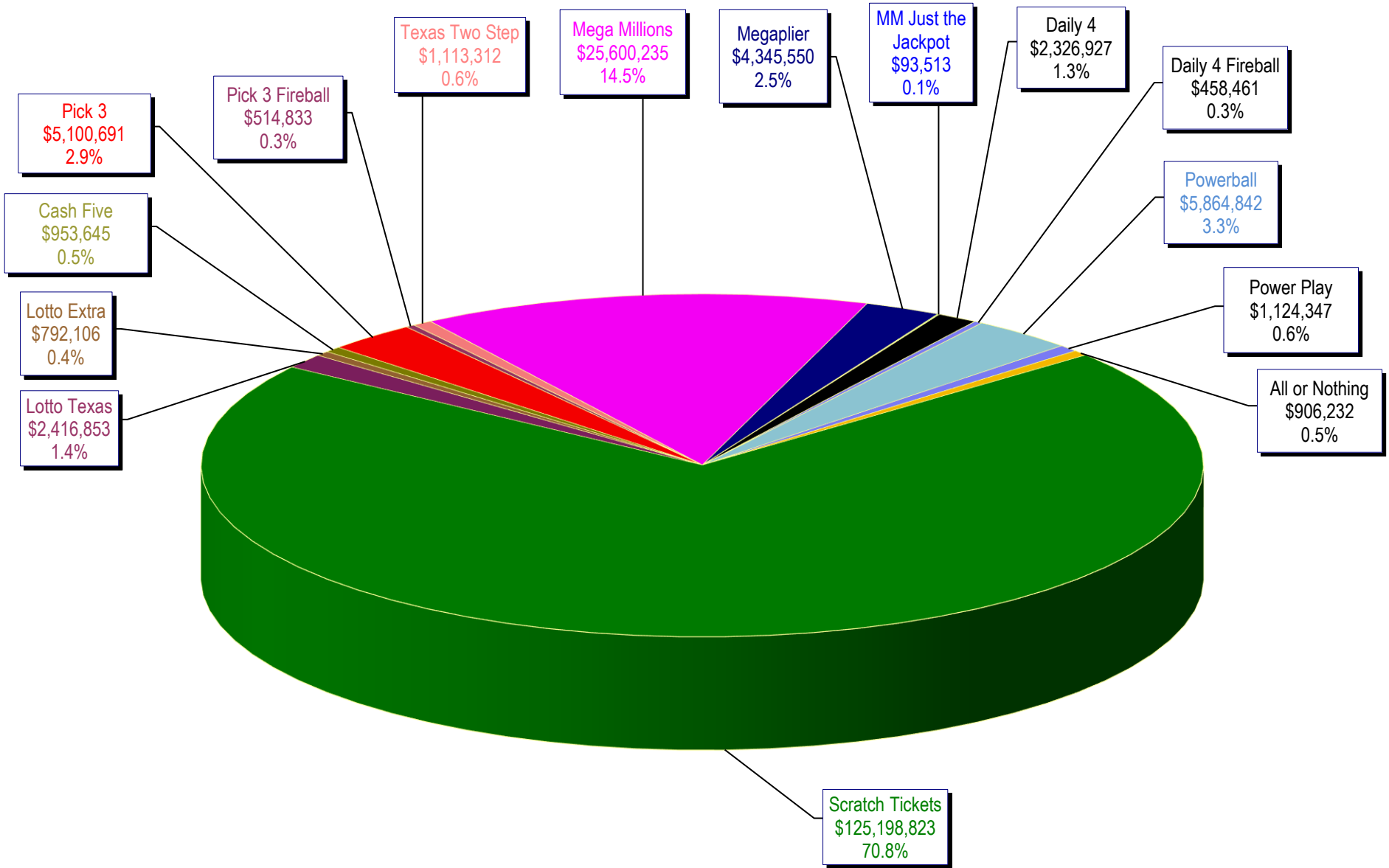


Note: Report is prepared on a Fiscal Year basis.

Texas Lottery Commission
Scratch Ticket Sales
For the Week Ending 7/23/2022
(Unaudited)



Texas Lottery Commission
All Game Sales
For the Week Ending 7/23/2022
(Unaudited)



Texas Lottery Commission - Weekly Sales Summary for FY 2022 (Unaudited)

Week Ended	Scratch Tickets	New Games & Dates	Lotto Texas	Jackpot			Lotto Extra	Pick 3	Pick 3 Fireball	Cash Five	Texas Two Step	Jackpot		Mega Millions	Jackpot		Megaplier	MM Just the Jackpot	Daily 4	Daily 4 Fireball	Powerball	Jackpot			Power Play	All or Nothing	Total	Per Cap.
				M	W	S						M	TH		T	F						M	W	S				
9/04/2021*	122,551,457	0	2,545,350	13.25	13.75	14.5	793,875	5,504,774	487,479	967,924	917,303	200	200	5,801,277	306	323	1,012,448	20,982	2,287,473	402,608	7,047,518	332	345	367	1,231,128	839,322	152,410,918	5.19
9/11/2021	117,404,128	2351 (\$1.N); 2352 (\$5.N); 2353 (\$10.N); 2354 (\$20.N) 09/07/2021	2,588,975	14.75	15.25	16.0	813,917	5,326,186	461,769	945,434	1,068,530	225	350	6,023,598	345	368	1,035,070	21,267	2,209,956	380,752	7,565,116	375	388	409	1,314,342	812,812	147,971,852	5.04
9/18/2021	121,522,543	0	2,867,148	16.25	16.75	17.0	889,630	5,253,330	466,681	952,821	1,589,517	525	675	6,932,804	383	405	1,163,829	25,323	2,207,513	387,515	8,964,496	416	432	457	1,531,841	811,896	155,566,886	5.30
9/25/2021	121,751,048	2355 (\$2.N); 2356 (\$10.N) 09/20/2021	2,855,413	17.5	18	18.75	885,506	5,085,184	445,038	943,820	1,269,968	950	200	5,253,062	432	20	923,281	19,479	2,135,889	364,426	10,798,775	472	490	523	1,818,847	819,560	155,369,295	5.29
10/2/2021	127,128,919	0	3,117,135	19.25	20	20.75	957,693	5,241,747	473,324	972,453	913,726	225	200	3,655,660	22	34	698,677	15,336	2,258,636	402,083	18,767,152	545	570	635	3,083,060	864,172	168,549,772	5.74
10/9/2021	121,962,687	2327 (\$3.N); 2379 (\$5.N); 2345 (\$20.N) 10/04/2021	2,335,573	5	5.25	5.5	725,359	5,235,510	476,311	965,788	1,094,254	225	350	3,600,594	45	60	679,198	16,839	2,221,288	403,702	11,443,024	685	20	31	1,946,343	850,392	153,956,861	5.24
10/16/2021	121,035,307	0	2,219,190	5.75	6	6.25	686,736	5,072,637	471,235	944,893	1,603,687	525	700	3,450,112	73	84	654,744	14,151	2,215,035	416,404	3,848,946	38	50	60	763,659	789,030	144,185,766	4.91
10/23/2021	121,223,866	2318 (\$2.N); 2342 (\$5.N); 2360 (\$5.N); 2344 (\$50.N) 10/18/2021; 2341 (\$5.N) 10/22/2021	2,194,577	6.5	6.75	7	678,396	5,005,838	468,781	938,938	2,062,303	925	1,225	3,633,956	94	108	678,107	14,133	2,226,214	462,326	4,047,814	65	73	86	788,330	781,256	145,204,834	4.95
10/30/2021	121,466,419	0	2,209,574	7.25	7.5	7.75	687,928	5,104,856	483,071	948,836	942,301	200	225	2,771,972	20	22	547,132	11,127	2,222,450	423,103	4,622,920	93	102	116	874,857	813,678	144,130,224	4.91
11/6/2021	123,385,510	2296 (\$1.N); 2361 (\$1.N); 2362 (\$3.N); 2363 (\$5.N); 2364 (\$10.N) 11/01/2021	2,289,094	8	8.25	8.5	711,717	5,188,859	481,994	958,458	1,009,534	350	200	2,824,532	26	36	557,329	11,643	2,271,135	428,925	4,914,166	123	132	146	917,962	812,480	146,763,338	5.00
11/13/2021	124,592,327	0	2,256,160	8.75	9	9.25	709,341	5,264,262	492,477	948,999	1,106,596	225	350	2,900,270	45	53	564,162	11,670	2,330,101	436,790	5,174,870	151	160	173	957,703	810,690	148,556,417	5.06
11/20/2021	129,630,920	2365 (\$2.N); 2319 (\$5.N); 2367 (\$20.N) - 11/15/2021	2,275,632	9.5	9.75	10	719,007	5,152,620	480,979	944,831	1,072,005	500	200	2,985,733	63	74	578,414	11,802	2,260,887	425,131	5,469,506	180	190	205	1,000,526	812,614	153,820,606	5.24
11/27/2021	121,428,296	0	2,315,143	10.25	10.5	10.75	733,873	5,080,475	475,740	901,730	826,530	225	200	3,038,216	83	94	582,969	12,180	2,203,736	408,793	5,818,680	213	224	243	1,058,800	771,536	145,656,697	4.96
12/4/2021	128,910,581	0	2,424,732	11	11.25	11.5	762,264	5,341,636	499,490	962,393	1,074,871	225	325	3,497,316	102	112	659,456	13,872	2,306,129	433,273	6,255,300	253	264	278	1,117,683	808,866	155,067,861	5.28
12/11/2021	127,275,950	2368 (\$5.N); 2348 (\$10.N) - 12/06/2021	2,393,662	11.75	12	12.25	753,303	5,312,512	489,077	948,758	1,399,506	475	675	3,639,196	122	135	676,627	13,716	2,343,742	442,865	6,671,809	280	291	307	1,176,730	793,522	154,330,974	5.26
12/18/2021	130,658,440	2325 (\$2.N) - 12/13/2021	2,482,012	12.5	12.75	13	784,326	5,348,219	501,639	952,783	927,190	200	225	3,864,014	148	160	710,693	14,961	2,383,879	451,431	7,550,738	320	333	353	1,324,101	827,770	158,782,195	5.41
12/25/2021	134,332,326	2370 (\$2.N); 2371 (\$5.N); 2333 (\$10.N); 2358 (\$50.N) - 12/20/2021	2,583,398	13.5	13.75	14.5	805,304	5,402,469	501,636	936,787	976,240	350	200	4,457,468	171	187	804,477	16,350	2,425,508	456,989	9,146,610	363	378	400	1,553,369	820,798	165,219,728	5.63
1/1/2022	143,781,256	0	3,054,907	14.75	15.25	16.25	974,062	5,334,260	499,340	1,003,119	1,144,524	225	325	6,515,372	201	221	1,146,055	23,649	2,390,436	447,102	19,340,444	416	441	500	3,301,587	883,078	189,839,189	6.47
1/8/2022	134,458,569	2372 (\$1.N); 2373 (\$3.N); 2374 (\$5.N); 2375 (\$10.N); 2376 (\$20.N) - 1/03/2022	2,476,871	5	5.25	5.5	798,851	5,172,993	503,883	990,527	1,075,811	500	200	6,901,130	253	278	1,202,491	27,456	2,268,367	422,369	21,414,615	540	630	20	3,520,244	932,784	182,166,961	6.20
1/15/2022	130,854,390	0	2,196,004	5.75	6	6.25	702,521	5,107,174	502,808	955,737	1,076,537	225	350	6,478,770	300	325	1,126,796	24,975	2,263,004	419,158	4,182,481	27	38	48	822,664	846,372	157,559,390	5.37
1/22/2022	126,399,631	2329 (\$2.N); 2419 (\$2.N) - 1/17/2022	2,180,868	6.5	6.75	7	698,313	4,939,272	480,505	941,764	1,434,838	500	700	6,678,880	347	376	1,131,194	26,382	2,227,928	425,710	4,224,578	53	62	76	825,369	840,620	153,455,852	5.23
1/29/2022	127,324,026	0	2,250,549	7.25	7.5	7.75	722,235	4,900,414	479,094	950,541	866,017	200	200	7,372,728	396	421	1,245,069	27,174	2,212,199	410,678	4,643,833	82	91	104	893,863	860,396	155,158,815	5.28
2/5/2022	126,528,959	0	2,324,504	8	8.25	8.5	740,763	4,968,856	481,679	944,144	844,400	225	200	2,980,621	20	22	586,342	12,669	2,222,117	420,517	5,162,000	113	123	137	979,558	849,878	150,047,006	5.11
2/12/2022	132,565,722	2357 (\$5.N); 2433 (\$10.N); 2380 (\$10.N) - 2/07/2022	2,356,602	8.75	9	9.25	752,595	5,121,998	489,692	980,831	1,102,238	225	325	3,071,760	31	42	609,297	13,719	2,249,589	415,305	5,522,624	147	158	172	1,038,452	865,856	157,156,280	5.35
2/19/2022	132,003,180	0	2,141,014	9.5	5	5.25	691,833	5,136,586	505,821	977,902	1,604,200	475	675	3,213,811	53	64	626,854	13,656	2,318,931	452,407	4,169,830	183	20	31	825,441	881,140	155,562,605	5.30
2/26/2022	130,903,763	2382 (\$5.N); 2411 (\$20.N) - 2/21/2022 2425 (\$5.N) - 2/25/2022	2,119,469	5.5	5.75	6	684,087	5,156,288	521,758	965,429	2,332,113	900	1,200	3,603,274	75	87	688,011	15,885	2,345,314	466,501	3,782,156	37	45	58	763,672	872,746	155,220,466	5.29

Texas Lottery Commission - Weekly Sales Summary for FY 2022 (Unaudited)

Week Ended	Scratch Tickets	New Games & Dates	Lotto Texas	Jackpot			Lotto Extra	Pick 3	Pick 3 Fireball	Cash Five	Texas Two Step	Jackpot		Mega Millions	Jackpot		Megaplier	MM Just the Jackpot	Daily 4	Daily 4 Fireball	Powerball	Jackpot			Power Play	All or Nothing	Total	Per Cap.
				M	W	S						M	TH		T	F						M	W	S				
3/5/2022	144,124,385	0	2,230,769	6.25	6.5	6.75	722,238	5,887,506	599,928	1,014,426	1,641,352	1,500	200	3,902,043	102	113	736,957	17,157	2,568,577	531,444	4,019,072	65	73	85	804,637	934,420	169,734,911	5.78
3/12/2022	139,056,015	2384 (\$1.N); 2366 (\$5.N); 2378 (\$50.N) - 3/07/2022	2,076,212	5	5.25	5.5	676,266	5,551,894	546,064	989,609	950,544	225	200	3,208,920	126	20	622,557	13,773	2,450,326	482,625	4,338,224	90	99	112	847,471	919,098	162,729,597	5.54
3/19/2022	136,794,720	0	2,082,103	5.75	6	6.25	676,894	5,329,133	515,677	971,461	1,147,065	225	350	2,691,705	22	29	541,020	12,372	2,354,179	452,460	4,781,317	124	133	147	912,309	876,954	160,139,368	5.45
3/26/2022	134,238,655	2310 (\$2.N); 2385 (\$5.N) - 3/21/2022	2,135,294	6.5	6.75	7	681,819	5,239,957	500,668	955,630	1,567,643	525	725	2,760,436	39	50	547,224	12,012	2,266,836	431,772	5,070,165	156	167	181	944,984	854,818	158,207,912	5.39
4/2/2022	138,671,383	0	2,181,257	7.25	7.5	7.75	703,988	5,490,754	522,710	970,525	907,046	200	200	2,982,522	60	70	587,131	12,444	2,374,183	461,790	5,834,934	195	206	222	1,074,145	893,982	163,668,793	5.57
4/9/2022	131,487,411	2391 (\$5.N); 2393 (\$10.N); 2387 (\$30.N) - 4/04/2022	2,191,673	8	8.25	8.5	704,724	5,297,556	506,755	951,098	1,060,727	225	350	3,072,750	81	94	600,722	13,311	2,425,987	468,613	6,156,188	231	246	268	1,124,491	871,146	156,933,152	5.34
4/16/2022	132,169,684	2321 (\$3.N); 2428 (\$5.N) - 4/11/2022	2,268,339	8.75	9	9.25	726,627	5,200,219	494,368	935,272	925,052	200	225	2,995,928	106	20	584,405	12,405	2,351,782	443,327	7,202,352	288	302	325	1,294,895	881,996	158,486,650	5.40
4/23/2022	128,765,378	2392 (\$2.N); 2409 (\$5.N) - 4/18/2022	2,321,375	9.5	9.75	10	750,661	5,228,633	500,650	945,721	1,349,741	325	500	2,777,966	20	22	553,008	12,915	2,473,769	470,362	9,389,442	348	370	400	1,665,165	864,218	158,069,003	5.38
4/30/2022	131,124,620	0	2,492,452	10.25	10.5	10.75	803,502	5,362,419	530,880	962,456	2,072,967	725	925	3,167,820	31	43	620,376	14,271	2,537,661	503,238	10,452,512	421	454	20	1,855,424	893,106	163,393,704	5.57
5/7/2022	132,440,406	2394 (\$1.N); 2395 (\$5.N); 2396 (\$10.N); 2397 (\$20.N) - 5/02/2022	2,471,016	11.25	12	12.5	777,875	5,470,969	524,753	973,871	1,559,435	1,275	200	3,145,992	57	70	605,301	14,694	2,480,780	469,898	3,670,955	27	37	51	743,088	899,014	156,248,046	5.32
5/14/2022	126,717,376	0	2,476,880	13	13.75	14.25	782,354	5,392,333	522,865	942,441	1,086,814	225	350	3,422,614	86	99	648,404	14,778	2,592,474	495,771	3,942,911	59	68	83	785,354	880,346	150,703,714	5.13
5/21/2022	138,370,954	2316 (\$2.N); 2400 (\$100.N) - 5/16/2022	2,497,887	14.5	15	15.75	787,448	5,374,836	530,195	936,549	902,590	200	200	3,699,968	112	131	691,366	15,465	2,640,191	528,000	4,400,614	90	101	117	859,706	893,416	163,129,184	5.56
5/28/2022	137,931,040	0	2,466,255	16	16.5	16.75	771,051	5,223,716	497,385	926,955	1,111,479	225	350	3,765,172	143	157	694,477	15,138	2,514,028	494,144	4,565,336	125	135	150	873,517	853,204	162,702,897	5.54
6/4/2022	134,270,237	0	2,361,523	17.25	17.75	5	748,522	5,297,712	512,108	955,399	1,044,565	500	200	3,979,408	170	189	729,313	15,642	2,492,548	490,444	4,889,542	157	168	184	925,469	880,496	159,592,927	5.44
6/11/2022	130,068,755	2401 (\$5.N); 2438 (\$20.N) - 6/06/2022	2,088,620	5.25	5.5	5.75	684,711	5,224,734	499,596	960,146	1,034,797	225	350	4,486,454	207	226	813,777	17,289	2,497,891	487,464	5,647,602	198	210	229	1,053,572	880,564	156,445,972	5.33
6/18/2022	127,666,392	0	2,140,862	6	6.25	6.5	699,353	5,321,749	532,395	958,296	915,078	200	225	4,731,295	247	273	849,655	18,189	2,589,427	541,586	6,015,920	243	258	279	1,106,379	908,008	154,994,583	5.28
6/25/2022	125,712,115	2381 (\$2.N); 2404 (\$5.N); 2402 (\$20.N) - 6/20/2022	2,232,702	6.75	7	7.25	724,763	5,146,247	513,605	947,229	1,203,194	325	500	5,287,458	290	312	929,038	22,038	2,487,116	513,361	7,020,681	296	312	335	1,271,451	859,748	154,870,745	5.27
7/2/2022	129,846,487	0	2,165,313	5	5.25	5.5	709,114	5,337,360	540,097	967,783	919,061	200	225	6,180,452	333	360	1,084,981	24,954	2,566,048	528,017	6,053,080	346	365	20	1,131,375	923,998	158,978,119	5.41
7/9/2022	122,397,597	2405 (\$1.N); 2406 (\$5.N); 2407 (\$10.N) - 7/05/2022	2,061,466	5.75	6	6.25	675,388	5,039,480	510,651	936,822	1,273,897	325	500	7,376,784	370	410	1,286,818	31,467	2,435,598	496,387	3,604,300	26	35	48	731,562	851,456	149,709,673	5.07
7/16/2022	123,108,736	2311 (\$10.N) - 7/11/2022	2,179,357	6.5	6.75	7	711,759	4,996,616	505,654	950,245	1,138,287	675	200	10,843,264	440	480	1,853,709	44,751	2,379,009	473,803	4,207,480	56	66	82	838,218	871,366	155,102,252	5.25
7/23/2022	125,198,823	2403 (\$2.N); 2308 (\$5.N); 2349 (\$20.N) - 7/18/2022	2,416,853	7.25	7.5	7.75	792,106	5,100,691	514,833	953,645	1,113,312	225	350	25,600,235	555	660	4,345,550	93,513	2,326,927	458,461	5,864,842	89	101	119	1,124,347	906,232	176,810,370	5.99
weekly change	1.7%		10.9%				11.3%	2.1%	1.8%	0.4%	-2.2%		136.1%			134.4%	109.0%	-2.2%	-3.2%	39.4%				34.1%	4.0%	14.0%		
	SALES		SALES				SALES	SALES	SALES	SALES	SALES		SALES			SALES	SALES	SALES	SALES	SALES				SALES	SALES	SALES	% of Sales	
Calendar Year to date 2022	3,829,617,721		66,270,462				21,325,448	152,867,902	14,967,758	27,961,023	35,340,346		150,887,072			27,222,836	612,897	70,279,721	13,725,365	175,139,608				32,455,310	25,681,842	4,644,355,309	100.0%	
Fiscal Year to date 2022	6,022,155,827		109,885,780				34,956,731	244,505,439	23,386,762	44,602,430	55,847,383		222,827,878			40,390,912	889,812	110,055,188	21,099,585	315,553,818				57,036,024	39,977,784	7,343,171,352	100.0%	
*Full week includes 3 days from FY21																												