



*WEEKLY SALES SUMMARY*

Unaudited

**Week Ending: 4/18/2020**

**Texas Lottery Commission  
Fiscal Year to Date Sales Comparison  
Unaudited**

Through the Week Ending: 4/18/2020 (33 weeks)

Sales by Game	FY 2018 *	FY 2019 **	FY 2020	\$ Change		% Change	
				FY 2020 to FY 2018	FY 2020 to FY 2019	FY 2020 to FY 2018	FY 2020 to FY 2019
Scratch Tickets	\$ 2,813,925,387	\$ 3,110,029,750	\$ 3,261,801,534	\$ 447,876,147	\$ 151,771,784	15.9%	4.9%
Lotto Texas	74,743,122	68,981,505	66,604,806	-8,138,316	-2,376,699	-10.9%	-3.4%
Lotto Extra	16,426,219	16,834,523	17,564,401	1,138,183	729,878	6.9%	4.3%
Pick 3	164,124,782	159,729,030	152,756,660	-11,368,122	-6,972,370	-6.9%	-4.4%
Pick 3 Sum It Up	3,281,254	3,189,949	-	-3,281,254	-3,189,949	-100.0%	-100.0%
Pick 3 Fireball	-	-	11,241,207	11,241,207	11,241,207	-	-
Cash Five	27,325,347	30,005,997	28,446,945	1,121,598	-1,559,052	4.1%	-5.2%
Texas Two Step	34,051,554	39,048,720	37,284,881	3,233,327	-1,763,840	9.5%	-4.5%
Mega Millions	138,559,341	270,894,839	121,238,966	-17,320,375	-149,655,873	-12.5%	-55.2%
Megaplier	22,526,820	39,062,889	20,561,102	-1,965,718	-18,501,787	-8.7%	-47.4%
MM Just the Jackpot	1,118,574	1,210,097	489,744	-628,830	-720,353	-56.2%	-59.5%
Daily 4	69,149,301	71,818,536	70,057,961	908,661	-1,760,575	1.3%	-2.5%
Daily 4 Sum It Up	3,736,770	3,957,260	-	-3,736,770	-3,957,260	-100.0%	-100.0%
Daily 4 Fireball	-	-	9,595,529	9,595,529	9,595,529	-	-
Powerball	178,531,613	219,736,074	124,180,475	-54,351,138	-95,555,599	-30.4%	-43.5%
Power Play	26,397,500	33,430,805	21,071,932	-5,325,568	-12,358,873	-20.2%	-37.0%
All or Nothing	18,726,259	19,869,874	21,771,041	3,044,782	1,901,167	16.3%	9.6%
Texas Triple Chance	8,020,111	-	-	-8,020,111	-	-100.0%	-
<b>Total</b>	<b>\$ 3,600,643,953</b>	<b>\$ 4,087,799,847</b>	<b>\$ 3,964,667,183</b>	<b>\$ 364,023,230</b>	<b>\$ -123,132,664</b>	<b>10.1%</b>	<b>-3.0%</b>

\* 2 extra days

\*\* 1 extra day

**Texas Lottery Commission**  
**Fiscal Year Over Year Change in Sales**  
**Unaudited**  
**FY 2020 Compared to FY 2019**

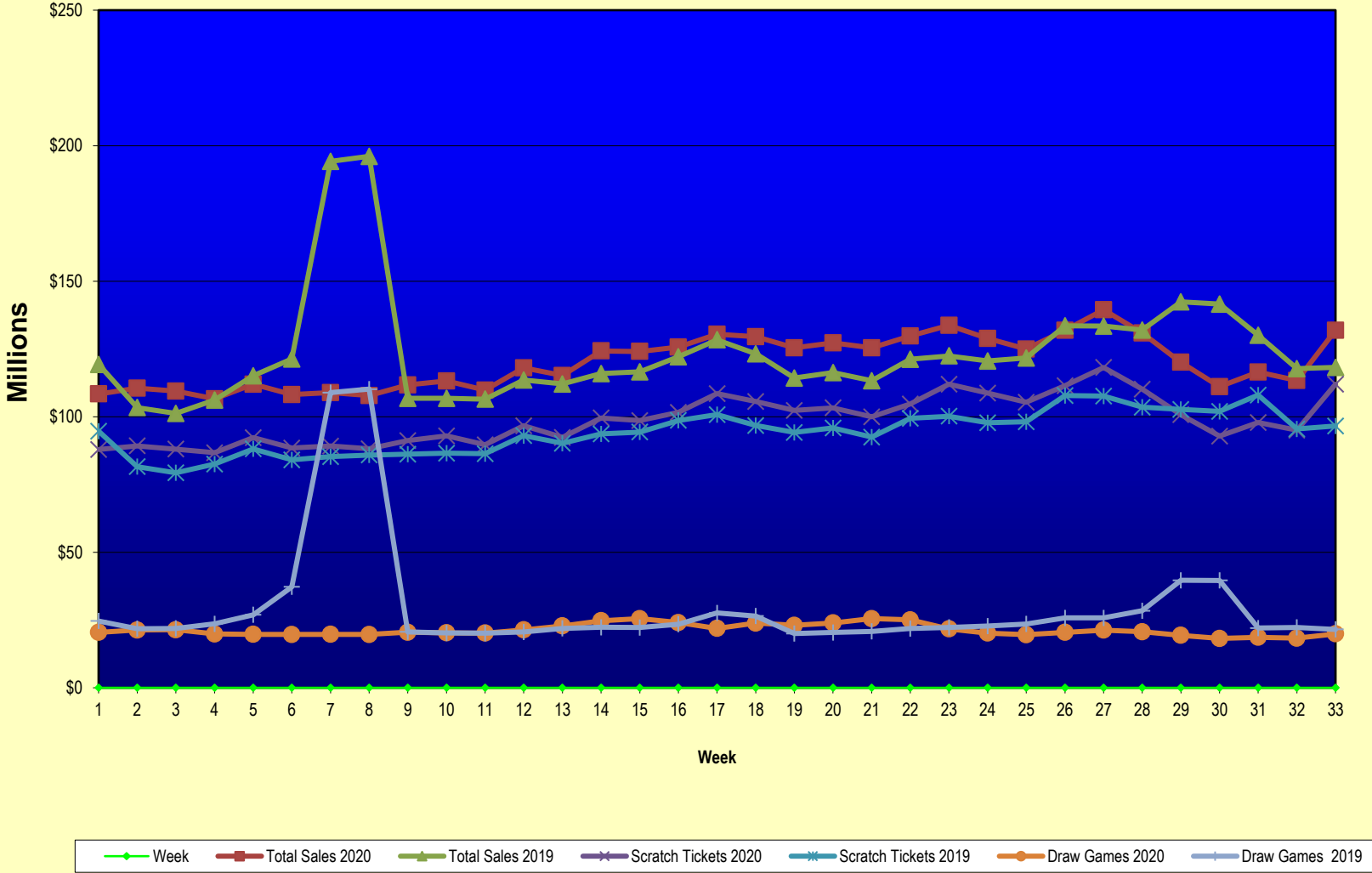
		SCRATCH TICKETS				DRAW GAMES				TOTAL SALES			
Week	FY 2020 Week Ending	FY 2020	FY 2019	Difference	% change - Cumulative Sales	FY 2020	FY 2019	Difference	% change - Cumulative Sales	FY 2020	FY 2019	Difference	% change - Cumulative Sales
0	9/1/2019 *	\$0	\$12,926,096	(\$12,926,096)	-100.0%	\$0	\$3,821,956	(\$3,821,956)	-100.0%	\$0	\$16,748,052	(\$16,748,052)	-100.0%
1	9/7/2019	\$87,955,988	\$81,772,743	\$6,183,245	7.6%	\$20,447,416	\$20,825,823	(\$378,408)	-1.8%	\$108,403,404	\$102,598,566	\$5,804,838	5.7%
2	9/14/2019	\$89,240,373	\$81,586,926	\$7,653,447	9.4%	\$21,301,605	\$21,802,221	(\$500,616)	-2.3%	\$110,541,978	\$103,389,147	\$7,152,832	6.9%
3	9/21/2019	\$88,068,469	\$79,325,951	\$8,742,518	11.0%	\$21,426,167	\$21,902,455	(\$476,289)	-2.2%	\$109,494,636	\$101,228,406	\$8,266,230	8.2%
4	9/28/2019	\$86,745,066	\$82,536,917	\$4,208,149	5.1%	\$19,862,967	\$23,605,402	(\$3,742,436)	-15.9%	\$106,608,033	\$106,142,319	\$465,714	0.4%
5	10/5/2019	\$92,284,132	\$88,151,179	\$4,132,953	4.7%	\$19,717,594	\$26,948,231	(\$7,230,638)	-26.8%	\$112,001,726	\$115,099,410	(\$3,097,685)	-2.7%
6	10/12/2019	\$88,490,099	\$84,105,273	\$4,384,826	5.2%	\$19,667,924	\$37,244,326	(\$17,576,402)	-47.2%	\$108,158,023	\$121,349,599	(\$13,191,576)	-10.9%
7	10/19/2019	\$89,190,486	\$85,273,556	\$3,916,930	4.6%	\$19,704,335	\$108,923,671	(\$89,219,336)	-81.9%	\$108,894,821	\$194,197,227	(\$85,302,406)	-43.9%
8	10/26/2019	\$88,173,783	\$85,880,357	\$2,293,426	2.7%	\$19,681,792	\$110,213,688	(\$90,531,896)	-82.1%	\$107,855,575	\$196,094,045	(\$88,238,470)	-45.0%
9	11/2/2019	\$91,201,316	\$86,192,898	\$5,008,418	5.8%	\$20,509,492	\$20,631,386	(\$121,894)	-0.6%	\$111,710,808	\$106,824,284	\$4,886,524	4.6%
10	11/9/2019	\$92,978,873	\$86,588,097	\$6,390,776	7.4%	\$20,252,459	\$20,208,471	\$43,988	0.2%	\$113,231,332	\$106,796,568	\$6,434,764	6.0%
11	11/16/2019	\$89,685,517	\$86,350,350	\$3,335,167	3.9%	\$20,172,714	\$20,150,107	\$22,607	0.1%	\$109,858,231	\$106,500,457	\$3,357,774	3.2%
12	11/23/2019	\$96,650,014	\$93,003,550	\$3,646,464	3.9%	\$21,373,038	\$20,563,650	\$809,388	3.9%	\$118,023,052	\$113,567,200	\$4,455,852	3.9%
13	11/30/2019	\$92,381,438	\$90,189,151	\$2,192,287	2.4%	\$22,801,917	\$21,915,447	\$886,471	4.0%	\$115,183,355	\$112,104,598	\$3,078,758	2.7%
14	12/7/2019	\$99,556,606	\$93,653,679	\$5,902,927	6.3%	\$24,727,128	\$22,315,017	\$2,412,111	10.8%	\$124,283,734	\$115,968,696	\$8,315,038	7.2%
15	12/14/2019	\$98,579,669	\$94,362,031	\$4,217,638	4.5%	\$25,527,202	\$22,227,439	\$3,299,763	14.8%	\$124,106,871	\$116,589,470	\$7,517,401	6.4%
16	12/21/2019	\$101,628,893	\$98,643,679	\$2,985,214	3.0%	\$24,068,057	\$23,471,095	\$596,962	2.5%	\$125,696,950	\$122,114,774	\$3,582,176	2.9%
17	12/28/2019	\$108,533,892	\$100,776,586	\$7,757,306	7.7%	\$21,912,659	\$27,620,582	(\$5,707,923)	-20.7%	\$130,446,551	\$128,397,168	\$2,049,383	1.6%
18	1/4/2020	\$105,603,978	\$96,756,875	\$8,847,103	9.1%	\$23,890,650	\$26,488,734	(\$2,598,085)	-9.8%	\$129,494,628	\$123,245,609	\$6,249,019	5.1%
19	1/11/2020	\$102,317,060	\$94,240,501	\$8,076,559	8.6%	\$23,070,952	\$20,017,481	\$3,053,471	15.3%	\$125,388,012	\$114,257,982	\$11,130,030	9.7%
20	1/18/2020	\$103,309,252	\$95,883,210	\$7,426,042	7.7%	\$23,931,389	\$20,417,418	\$3,513,971	17.2%	\$127,240,641	\$116,300,628	\$10,940,013	9.4%
21	1/25/2020	\$99,944,800	\$92,508,785	\$7,436,015	8.0%	\$25,502,038	\$20,805,540	\$4,696,498	22.6%	\$125,446,838	\$113,314,325	\$12,132,513	10.7%
22	2/1/2020	\$104,739,453	\$99,395,374	\$5,344,079	5.4%	\$25,038,970	\$21,861,304	\$3,177,666	14.5%	\$129,778,423	\$121,256,678	\$8,521,745	7.0%
23	2/8/2020	\$111,993,607	\$100,194,742	\$11,798,865	11.8%	\$21,709,985	\$22,271,273	(\$561,289)	-2.5%	\$133,703,592	\$122,466,015	\$11,237,577	9.2%
24	2/15/2020	\$108,712,863	\$97,809,579	\$10,903,284	11.1%	\$20,194,178	\$22,769,937	(\$2,575,759)	-11.3%	\$128,907,041	\$120,579,516	\$8,327,526	6.9%
25	2/22/2020	\$105,386,919	\$98,109,529	\$7,277,390	7.4%	\$19,576,236	\$23,561,394	(\$3,985,158)	-16.9%	\$124,963,155	\$121,670,923	\$3,292,232	2.7%
26	2/29/2020	\$111,502,521	\$107,789,448	\$3,713,073	3.4%	\$20,438,613	\$25,783,851	(\$5,345,238)	-20.7%	\$131,941,134	\$133,573,299	(\$1,632,165)	-1.2%
27	3/7/2020	\$118,172,204	\$107,638,489	\$10,533,715	9.8%	\$21,289,905	\$25,788,457	(\$4,498,553)	-17.4%	\$139,462,109	\$133,426,946	\$6,035,163	4.5%
28	3/14/2020	\$110,225,673	\$103,505,631	\$6,720,042	6.5%	\$20,683,247	\$28,450,899	(\$7,767,653)	-27.3%	\$130,908,920	\$131,956,530	(\$1,047,611)	-0.8%
29	3/21/2020	\$100,753,932	\$102,743,578	(\$1,989,646)	-1.9%	\$19,335,422	\$39,655,839	(\$20,320,418)	-51.2%	\$120,089,354	\$142,399,417	(\$22,310,064)	-15.7%
30	3/28/2020	\$92,874,514	\$101,962,497	(\$9,087,983)	-8.9%	\$18,220,638	\$39,622,235	(\$21,401,597)	-54.0%	\$111,095,152	\$141,584,732	(\$30,489,580)	-21.5%
31	4/4/2020	\$97,875,268	\$108,027,193	(\$10,151,925)	-9.4%	\$18,608,229	\$22,055,909	(\$3,447,680)	-15.6%	\$116,483,497	\$130,083,102	(\$13,599,605)	-10.5%
32	4/11/2020	\$95,060,231	\$95,519,291	(\$459,060)	-0.5%	\$18,312,370	\$22,273,435	(\$3,961,066)	-17.8%	\$113,372,601	\$117,792,726	(\$4,420,126)	-3.8%
33	4/18/2020	\$111,984,645	\$96,626,009	\$15,358,636	15.9%	\$19,908,374	\$21,555,432	(\$1,647,058)	-7.6%	\$131,893,019	\$118,181,441	\$13,711,578	11.6%
34	4/25/2020		\$94,173,516				\$22,457,323				\$116,630,839		
35	5/2/2020		\$98,922,903				\$24,077,148				\$123,000,051		
36	5/9/2020		\$98,100,773				\$24,483,034				\$122,583,807		
37	5/16/2020		\$97,446,556				\$25,635,001				\$123,081,557		
38	5/23/2020		\$95,017,012				\$25,757,103				\$120,774,115		
39	5/30/2020		\$93,135,460				\$28,949,861				\$122,085,321		
40	6/6/2020		\$95,550,589				\$28,677,710				\$124,228,299		
41	6/13/2020		\$91,097,175				\$19,960,824				\$111,057,999		

Texas Lottery Commission  
**Fiscal Year Over Year Change in Sales**  
 Unaudited  
 FY 2020 Compared to FY 2019

			SCRATCH TICKETS				DRAW GAMES				TOTAL SALES			
FY 2020			FY 2020	FY 2019	Difference	% change - Cumulative Sales	FY 2020	FY 2019	Difference	% change - Cumulative Sales	FY 2020	FY 2019	Difference	% change - Cumulative Sales
Week	Week	Ending												
42	6/20/2020			\$91,975,956				\$20,250,852				\$112,226,808		
43	6/27/2020			\$91,357,210				\$21,213,490				\$112,570,700		
44	7/4/2020			\$95,016,312				\$21,713,483				\$116,729,795		
45	7/11/2020			\$88,063,310				\$21,557,657				\$109,620,967		
46	7/18/2020			\$87,201,706				\$20,220,185				\$107,421,891		
47	7/25/2020			\$87,277,696				\$19,796,677				\$107,074,373		
48	8/1/2020			\$93,889,817				\$20,730,767				\$114,620,584		
49	8/8/2020			\$83,625,577				\$21,322,757				\$104,948,334		
50	8/15/2020			\$83,452,345				\$21,899,595				\$105,351,940		
51	8/22/2020			\$83,455,219				\$19,216,693				\$102,671,912		
52	8/29/2020			\$86,797,637				\$20,201,879				\$106,999,516		
	8/31/2020**			\$0										
Total thru Current Week			\$3,261,801,534	\$3,110,029,750	\$151,771,784	4.9%	\$702,865,649	\$977,770,097	(\$274,904,448)	-28.1%	\$3,964,667,183	\$4,087,799,847	(\$123,132,664)	-3.0%
Fiscal Year Total			\$3,261,801,534	\$4,845,586,519			\$702,865,649	\$1,405,892,132			\$3,964,667,183	\$6,251,478,651		

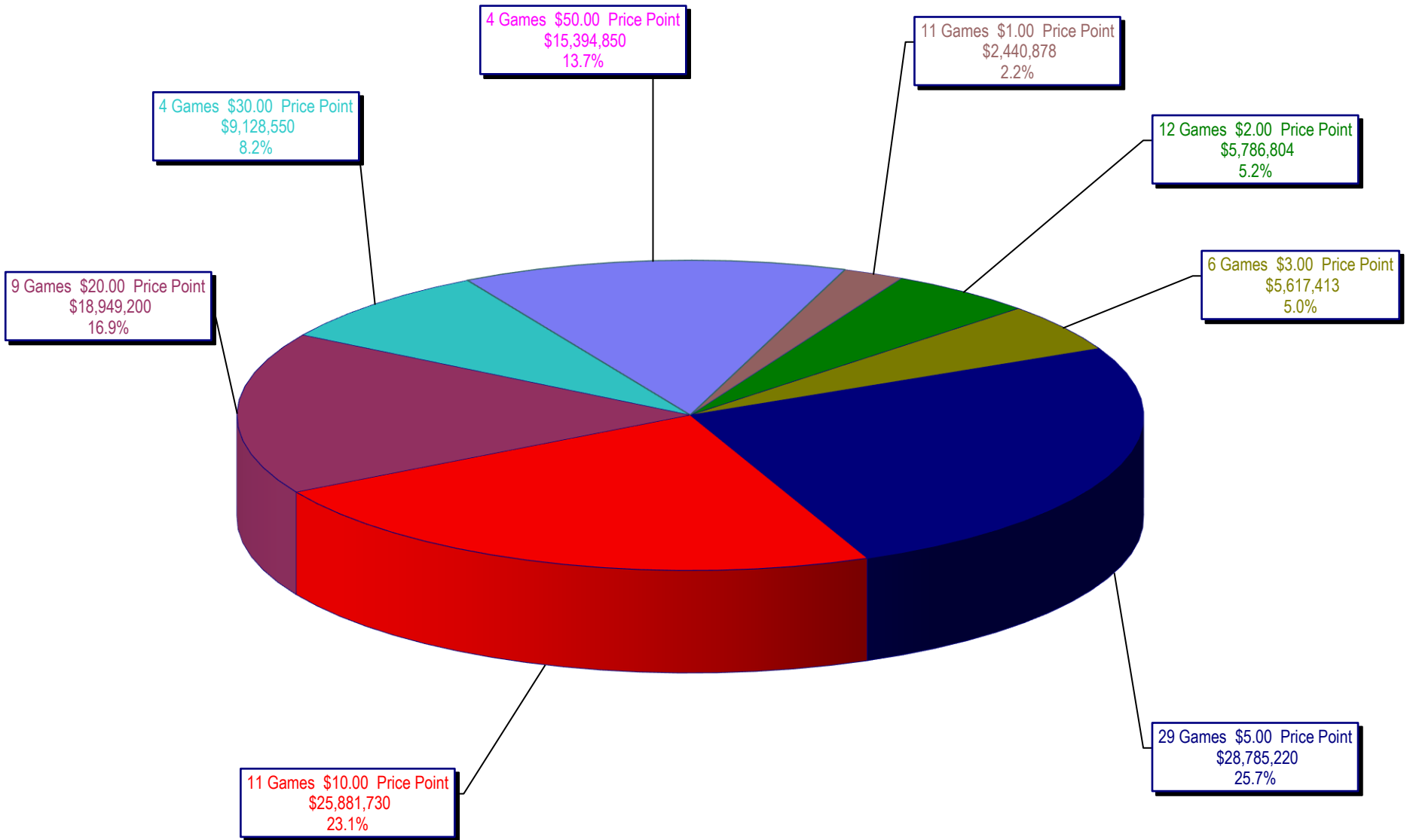
\* FY 19 includes 1 day  
 \*\* FY 20 includes 2 days

### Texas Lottery Commission Fiscal Year Over Year Change in Sales

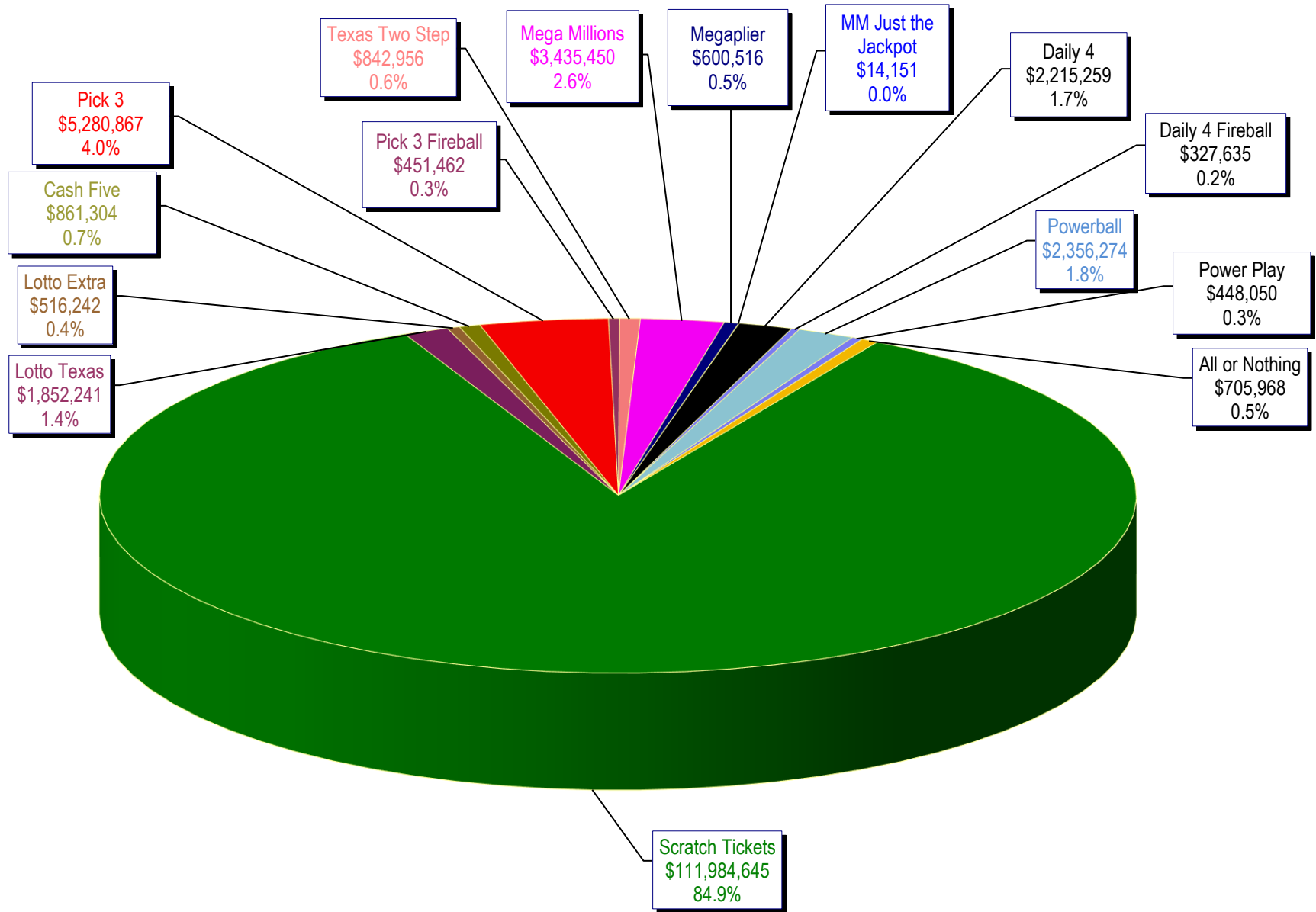


Note: Report is prepared on a Fiscal Year basis.

Texas Lottery Commission  
Scratch Ticket Sales  
For the week ending 4/18/2020  
(Unaudited)



**Texas Lottery Commission**  
**All Game Sales**  
For the week ending 4/18/2020  
(Unaudited)





Texas Lottery Commission - Weekly Sales Summary for FY 2020 (Unaudited)

Week Ended	Scratch Tickets	New Games & Dates	Lotto Texas	Jackpot		Lotto Extra	Pick 3	Pick 3 Fireball	Cash Five	Texas Two Step	Jackpot		Mega Millions	Jackpot		Megaplier	MM Just the Jackpot	Daily 4	Daily 4 Fireball	Powerball	Jackpot		Power Play	All or Nothing	Total	Per Cap.
				W	S						T	F		W	S											
9/7/2019	87,955,988	2170 (\$1,N); 2174 (\$2,N); 2171 (\$5,N); 2172 (\$10,N); 2173 (\$30,N) - 9/03/19	2,463,355	19	19.75	623,678	4,610,092	326,470	851,400	934,536	200	225	3,629,235	127	139	614,151	14,994	2,051,828	256,852	2,896,640	80	40	523,634	650,552	108,403,404	3.78
9/14/2019	89,240,373	0	2,542,560	20.5	21.5	644,065	4,681,501	329,663	854,084	1,001,967	325	200	4,096,548	154	172	682,163	16,989	2,127,861	281,112	2,865,932	50	60	519,721	657,440	110,541,978	3.85
9/21/2019	88,068,469	2175 (\$5,N); 2167 (\$10,N) - 9/16/2019	2,511,936	22.5	23	643,970	4,505,157	323,215	829,379	996,053	225	325	4,415,710	192	211	721,278	18,618	2,102,471	280,874	2,917,494	70	80	523,500	636,512	109,494,636	3.81
9/28/2019	86,745,066	0	2,221,908	23.75	5	565,543	4,524,891	332,447	839,246	908,905	200	225	3,621,478	227	40	608,135	14,304	2,101,007	282,123	2,715,540	40	50	487,764	639,676	106,608,033	3.71
10/5/2019	92,284,132	0	1,904,012	5.25	5.5	496,793	4,777,679	350,981	878,395	1,262,859	325	475	2,803,504	45	50	503,802	12,138	2,203,086	294,206	3,031,356	60	70	534,340	664,443	112,001,726	3.90
10/12/2019	88,490,099	2176 (\$1,N); 2161 (\$2,N); 2157 (\$5,N); 2144 (\$20,N) - 10/07/19	1,872,000	5.75	6	486,016	4,532,400	322,803	857,113	1,596,270	650	875	2,792,744	55	60	496,071	12,024	2,071,783	274,794	3,177,154	80	90	547,813	628,940	108,158,023	3.77
10/19/2019	89,190,486	0	1,894,938	6.25	6.5	494,595	4,480,023	308,466	855,352	948,050	200	225	2,916,140	65	71	515,205	12,459	2,076,917	273,730	3,666,712	100	110	617,961	643,788	108,894,821	3.79
10/26/2019	88,173,783	2179 (\$2,N); 2180 (\$5,N); 2181 (\$10,N); 2178 (\$20,N) - 10/21/19	1,887,214	6.75	7	491,776	4,330,691	302,024	841,889	982,726	350	200	3,008,022	82	93	526,263	12,411	2,034,582	264,114	3,746,010	120	130	624,329	629,742	107,855,575	3.76
11/2/2019	91,201,316	0	1,939,465	7.25	7.5	505,846	4,443,960	307,720	860,175	922,966	200	225	3,317,716	105	118	571,204	13,542	2,089,301	267,117	3,963,868	140	150	660,877	645,736	111,710,808	3.89
11/9/2019	92,978,873	2182 (\$1,N); 2183 (\$3,N); 2088 (\$5,N); 2224 (\$10,N) - 11/04/19	1,947,600	7.75	8	507,406	4,536,664	308,545	866,712	1,279,534	325	500	3,787,827	127	145	635,301	16,107	2,180,355	279,395	2,760,608	40	50	493,365	653,040	113,231,332	3.95
11/16/2019	89,685,517	0	1,931,220	8.25	8.5	502,150	4,403,483	303,594	845,808	1,113,479	675	200	4,063,942	163	178	668,754	16,422	2,099,897	274,171	2,808,148	60	70	500,170	641,476	109,858,231	3.83
11/23/2019	96,650,014	2185 (\$2,N); 2177 (\$5,N); 2186 (\$5,N); 2187 (\$10,N) - 11/18/19	1,958,197	8.75	9	510,987	4,510,968	329,681	847,645	1,052,688	225	325	4,712,360	192	208	757,272	19,407	2,158,995	301,078	3,031,019	80	90	532,389	650,352	118,023,052	4.11
11/30/2019	92,381,438	0	1,998,250	9.25	10	529,635	4,579,065	327,727	836,590	1,362,814	475	625	5,116,430	226	243	815,917	20,022	2,156,965	289,054	3,537,102	100	110	609,123	623,224	115,183,355	4.01
12/7/2019	99,556,606	2188 (\$1,N); 2001 (\$5,N); 2190 (\$50,N) - 12/02/19	2,104,875	10.25	11	550,313	4,743,433	342,898	881,628	1,889,315	825	1,050	5,768,374	266	285	902,944	22,806	2,176,205	295,124	3,753,582	120	130	637,133	658,498	124,283,734	4.33
12/14/2019	98,579,669	0	2,112,002	11.5	12	555,059	4,650,119	337,586	858,114	939,818	200	225	7,163,050	314	340	1,105,764	29,100	2,190,837	293,021	3,964,577	140	150	667,473	660,682	124,106,871	4.32
12/21/2019	101,628,893	2105 (\$1,N); 2115 (\$2,N); 2237 (\$5,N); 2073 (\$10,N) - 12/16/19	2,146,993	13	13.5	561,516	4,721,055	349,254	860,351	1,263,585	350	500	5,233,514	372	40	830,697	22,101	2,239,747	320,204	4,172,208	160	171	692,039	654,794	125,696,950	4.38
12/28/2019	108,533,892	0	2,195,334	14	14.8	570,280	4,640,727	330,682	862,014	950,415	200	225	3,100,986	45	50	540,789	12,039	2,227,258	297,738	4,763,126	183	200	769,166	652,106	130,446,551	4.54
1/4/2020	105,603,978	0	2,292,736	16	16.3	600,162	4,725,404	343,361	899,541	1,323,891	325	500	3,390,082	55	60	595,821	12,825	2,301,214	321,023	5,518,788	220	237	892,304	673,498	129,494,628	4.51
1/11/2020	102,317,060	2193 (\$1,N); 2194 (\$3,N); 2195 (\$5,N); 2196 (\$10,N); 2197 (\$20,N) - 1/06/2020	2,243,902	16.5	17	587,755	4,605,705	336,061	892,791	1,171,922	675	200	3,089,239	69	80	545,167	12,453	2,126,464	296,321	5,608,646	258	277	891,569	662,958	125,388,012	4.37
1/18/2020	103,309,252	0	2,090,773	17.5	5	549,050	4,525,933	321,148	885,077	932,663	200	225	3,394,208	91	103	587,551	12,567	2,079,921	282,501	6,573,058	296	321	1,029,591	667,348	127,240,641	4.43
1/25/2020	99,944,800	2198 (\$2,N); 2199 (\$5,N) - 1/20/2020	1,886,293	5.25	5.5	503,744	4,407,275	318,821	856,901	1,255,243	325	500	3,716,351	116	130	633,974	14,661	2,003,503	285,452	7,773,468	343	373	1,188,299	658,054	125,446,838	4.37
2/1/2020	104,739,453	0	1,941,379	5.75	6	518,788	4,614,537	343,371	876,630	1,773,268	675	875	4,057,357	141	155	684,249	15,213	2,096,319	304,485	6,171,258	394	40	974,555	667,562	129,778,423	4.52



Texas Lottery Commission - Weekly Sales Summary for FY 2020 (Unaudited)

Week Ended	Scratch Tickets	New Games & Dates	Lotto Texas	Jackpot		Lotto Extra	Pick 3	Pick 3 Fireball	Cash Five	Texas Two Step	Jackpot		Mega Millions	Jackpot		Megaplier	MM Just the Jackpot	Daily 4	Daily 4 Fireball	Powerball	Jackpot		Power Play	All or Nothing	Total	Per Cap.
				W	S						T	F		W	S											
2/8/2020	111,993,607	2200 (\$1,N); 2201 (\$5,N); 2202 (\$10,N); 2145 (\$20,N) - 2/03/2020	1,930,467	6.25	6.5	513,606	4,753,371	355,000	912,293	1,459,773	1,150	200	4,328,120	168	187	720,878	17,163	2,155,606	305,612	3,034,668	50	60	538,900	684,528	133,703,592	4.66
2/15/2020	108,712,863	0	1,931,864	6.75	7	514,636	4,562,658	342,877	895,346	1,136,956	225	350	3,645,055	202	40	617,533	13,374	2,069,472	291,730	2,963,276	70	40	528,600	680,802	128,907,041	4.49
2/22/2020	105,386,919	2127 (\$2,N); 2168 (\$3,N); 2192 (\$5,N); 2241 (\$5,N) - 2/17/2020	1,949,390	7.25	7.5	519,406	4,535,518	334,096	889,419	1,469,082	500	675	2,780,886	45	50	499,838	11,478	2,072,265	286,877	3,015,264	50	60	537,617	675,100	124,963,155	4.35
2/29/2020	111,502,521	0	2,007,028	7.75	8	537,885	4,948,952	376,811	915,231	1,005,838	200	225	2,891,877	55	60	523,039	11,562	2,276,059	319,383	3,296,573	70	80	587,491	740,884	131,941,134	4.60
3/7/2020	118,172,204	2206 (\$1,N); 2207 (\$5,N); 2208 (\$10,N); 2245 (\$20,N) - 3/02/2020	2,029,226	8.25	8.5	545,664	5,140,002	392,619	920,426	1,069,464	350	200	3,013,513	65	70	541,623	12,387	2,300,602	321,286	3,627,054	90	100	632,550	743,489	139,462,109	4.86
3/14/2020	110,225,673	0	1,940,262	8.75	9	524,230	4,849,907	376,885	888,827	1,091,818	225	350	2,943,162	75	80	531,017	11,550	2,237,093	315,521	3,647,352	110	120	631,564	694,060	130,908,920	4.56
3/21/2020	100,753,932	2204 (\$2,N); 2211 (\$5,N); 2164 (\$5,N); 2209 (\$30,N) - 3/16/2020	1,788,934	9.25	9.5	487,285	4,584,678	357,570	837,815	1,017,218	500	200	2,729,216	90	96	495,152	10,740	2,088,759	296,124	3,398,802	130	140	594,439	648,690	120,089,354	4.18
3/28/2020	92,874,514	0	1,672,680	9.75	10	464,033	4,417,039	335,915	789,590	778,852	200	200	2,663,800	101	107	483,596	10,614	1,903,763	268,294	3,252,766	150	160	564,484	615,212	111,095,152	3.87
4/4/2020	97,875,268	0	1,683,534	10.25	10.5	466,460	4,580,346	358,691	802,756	784,053	200	225	2,701,924	113	121	490,797	11,730	1,939,288	277,109	3,300,236	170	180	576,826	634,479	116,483,497	4.06
4/11/2020	95,060,231	2212 (\$1,N); 2163 (\$3,N); 2213 (\$5,N); 2227 (\$50,N) - 4/06/2020	1,732,238	10.75	11	475,827	4,552,565	362,767	797,103	765,904	200	200	2,911,146	127	136	514,641	11,793	1,903,288	271,478	2,871,916	190	20	514,296	627,408	113,372,601	3.95
4/18/2020	111,984,645	0	1,852,241	11.5	12	516,242	5,280,867	451,462	861,304	842,956	200	225	3,435,450	145	159	600,516	14,151	2,215,259	327,635	2,356,274	22	24	448,050	705,968	131,893,019	4.60
weekly change	17.8%		6.9%			8.5%	16.0%	24.4%	8.1%	10.1%			18.0%			16.7%	20.0%	16.4%	20.7%	-18.0%			-12.9%	12.5%	16.3%	
<b>SALES</b>			<b>SALES</b>			<b>SALES</b>	<b>SALES</b>	<b>SALES</b>	<b>SALES</b>	<b>SALES</b>			<b>SALES</b>			<b>SALES</b>	<b>SALES</b>	<b>SALES</b>	<b>SALES</b>	<b>SALES</b>			<b>SALES</b>	<b>SALES</b>	<b>SALES</b>	<b>% of Sales</b>
Calendar Year to date 2020	1,635,360,427		30,308,037			8,159,075	73,399,632	5,585,954	13,566,222	17,301,350			49,993,334			8,765,991	197,700	32,914,194	4,654,973	64,709,209			10,864,640	10,519,536	1,966,300,272	100.0%
Fiscal Year to date 2020	3,261,801,534		66,604,806			17,564,401	152,756,660	11,241,207	28,446,945	37,284,881			121,238,966			20,561,102	489,744	70,057,961	9,595,529	124,180,475			21,071,932	21,771,041	3,964,667,183	100.0%