



WEEKLY SALES SUMMARY

Unaudited

Week Ending: 5/16/2020

**Texas Lottery Commission
Fiscal Year to Date Sales Comparison
Unaudited**

Through the Week Ending: 5/16/2020 (37 weeks)

Sales by Game	FY 2018 *	FY 2019 **	FY 2020	\$ Change		% Change	
				FY 2020 to FY 2018	FY 2020 to FY 2019	FY 2020 to FY 2018	FY 2020 to FY 2019
Scratch Tickets	\$ 3,170,884,726	\$ 3,498,673,498	\$ 3,750,696,847	\$ 579,812,121	\$ 252,023,349	18.3%	7.2%
Lotto Texas	84,815,880	76,675,594	74,720,980	-10,094,900	-1,954,614	-11.9%	-2.5%
Lotto Extra	18,717,208	18,792,670	19,829,842	1,112,635	1,037,172	5.9%	5.5%
Pick 3	184,566,137	178,888,911	175,607,488	-8,958,649	-3,281,423	-4.9%	-1.8%
Pick 3 Sum It Up	3,677,468	3,278,564	-	-3,677,468	-3,278,564	-100.0%	-100.0%
Pick 3 Fireball	-	1,665,265	13,239,222	13,239,222	11,573,957	-	695.0%
Cash Five	30,571,744	33,483,827	32,109,077	1,537,333	-1,374,750	5.0%	-4.1%
Texas Two Step	38,397,430	44,015,616	42,237,763	3,840,333	-1,777,854	10.0%	-4.0%
Mega Millions	150,712,401	290,988,130	139,192,726	-11,519,675	-151,795,404	-7.6%	-52.2%
Megaplier	24,537,800	42,286,595	23,613,057	-924,743	-18,673,538	-3.8%	-44.2%
MM Just the Jackpot	1,203,090	1,295,288	559,908	-643,182	-735,380	-53.5%	-56.8%
Daily 4	77,691,110	80,238,856	79,462,068	1,770,958	-776,788	2.3%	-1.0%
Daily 4 Sum It Up	4,187,525	4,072,164	-	-4,187,525	-4,072,164	-100.0%	-100.0%
Daily 4 Fireball	-	1,098,249	11,042,989	11,042,989	9,944,740	-	905.5%
Powerball	198,872,194	238,693,751	134,882,583	-63,989,611	-103,811,168	-32.2%	-43.5%
Power Play	29,500,809	36,563,631	23,094,651	-6,406,158	-13,468,980	-21.7%	-36.8%
All or Nothing	20,958,419	22,385,493	24,785,803	3,827,384	2,400,310	18.3%	10.7%
Texas Triple Chance	8,824,779	-	-	-8,824,779	-	-100.0%	-
Total	\$ 4,048,118,719	\$ 4,573,096,100	\$ 4,545,075,002	\$ 496,956,283	\$ -28,021,098	12.3%	-0.6%

* 2 extra days

** 1 extra day

Texas Lottery Commission
Fiscal Year Over Year Change in Sales
Unaudited
FY 2020 Compared to FY 2019

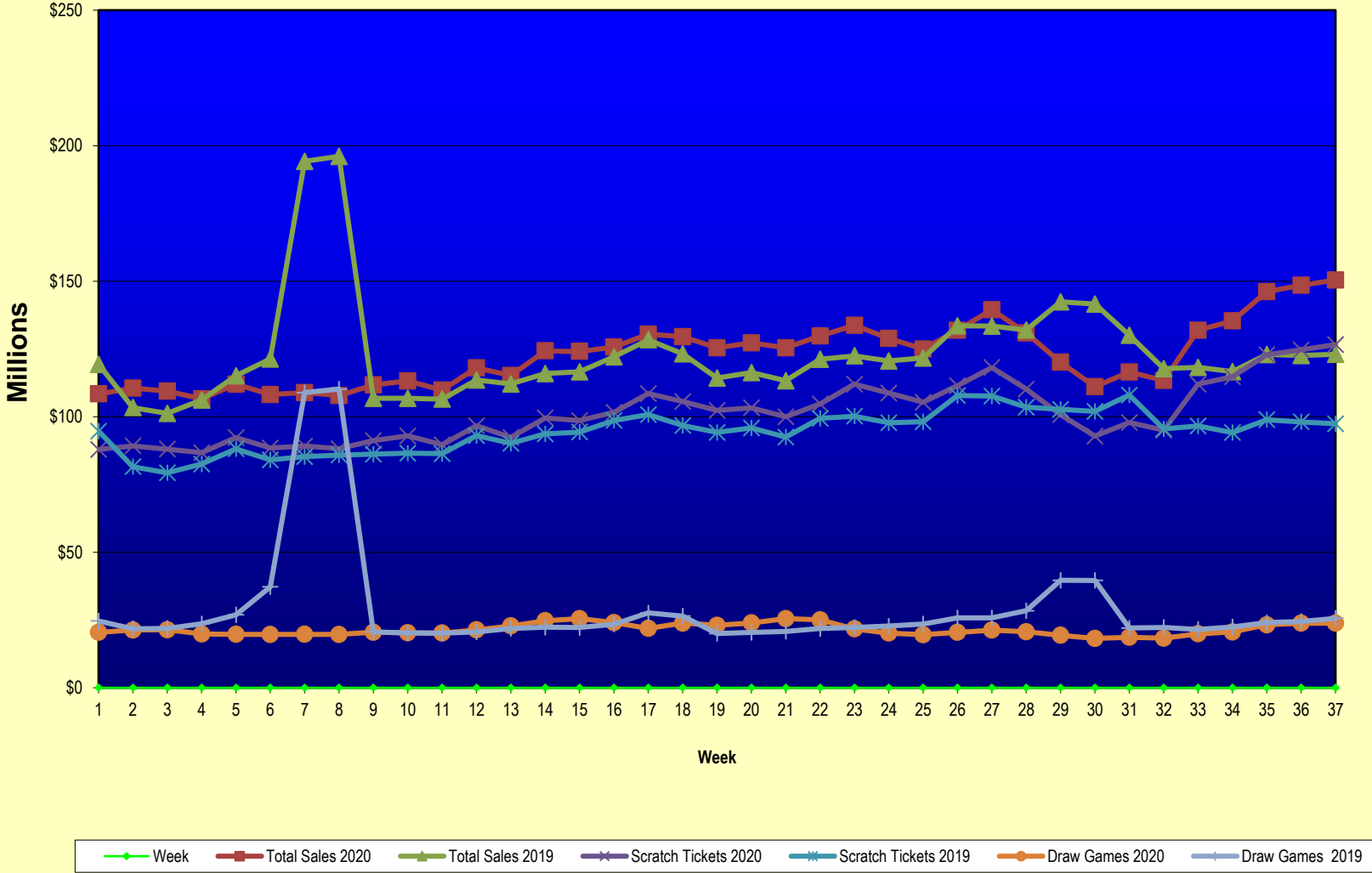
		SCRATCH TICKETS				DRAW GAMES				TOTAL SALES			
Week	FY 2020 Week Ending	FY 2020	FY 2019	Difference	% change - Cumulative Sales	FY 2020	FY 2019	Difference	% change - Cumulative Sales	FY 2020	FY 2019	Difference	% change - Cumulative Sales
0	9/1/2019 *	\$0	\$12,926,096	(\$12,926,096)	-100.0%	\$0	\$3,821,956	(\$3,821,956)	-100.0%	\$0	\$16,748,052	(\$16,748,052)	-100.0%
1	9/7/2019	\$87,955,988	\$81,772,743	\$6,183,245	7.6%	\$20,447,416	\$20,825,823	(\$378,408)	-1.8%	\$108,403,404	\$102,598,566	\$5,804,838	5.7%
2	9/14/2019	\$89,240,373	\$81,586,926	\$7,653,447	9.4%	\$21,301,605	\$21,802,221	(\$500,616)	-2.3%	\$110,541,978	\$103,389,147	\$7,152,832	6.9%
3	9/21/2019	\$88,068,469	\$79,325,951	\$8,742,518	11.0%	\$21,426,167	\$21,902,455	(\$476,289)	-2.2%	\$109,494,636	\$101,228,406	\$8,266,230	8.2%
4	9/28/2019	\$86,745,066	\$82,536,917	\$4,208,149	5.1%	\$19,862,967	\$23,605,402	(\$3,742,436)	-15.9%	\$106,608,033	\$106,142,319	\$465,714	0.4%
5	10/5/2019	\$92,284,132	\$88,151,179	\$4,132,953	4.7%	\$19,717,594	\$26,948,231	(\$7,230,638)	-26.8%	\$112,001,726	\$115,099,410	(\$3,097,685)	-2.7%
6	10/12/2019	\$88,490,099	\$84,105,273	\$4,384,826	5.2%	\$19,667,924	\$37,244,326	(\$17,576,402)	-47.2%	\$108,158,023	\$121,349,599	(\$13,191,576)	-10.9%
7	10/19/2019	\$89,190,486	\$85,273,556	\$3,916,930	4.6%	\$19,704,335	\$108,923,671	(\$89,219,336)	-81.9%	\$108,894,821	\$194,197,227	(\$85,302,406)	-43.9%
8	10/26/2019	\$88,173,783	\$85,880,357	\$2,293,426	2.7%	\$19,681,792	\$110,213,688	(\$90,531,896)	-82.1%	\$107,855,575	\$196,094,045	(\$88,238,470)	-45.0%
9	11/2/2019	\$91,201,316	\$86,192,898	\$5,008,418	5.8%	\$20,509,492	\$20,631,386	(\$121,894)	-0.6%	\$111,710,808	\$106,824,284	\$4,886,524	4.6%
10	11/9/2019	\$92,978,873	\$86,588,097	\$6,390,776	7.4%	\$20,252,459	\$20,208,471	\$43,988	0.2%	\$113,231,332	\$106,796,568	\$6,434,764	6.0%
11	11/16/2019	\$89,685,517	\$86,350,350	\$3,335,167	3.9%	\$20,172,714	\$20,150,107	\$22,607	0.1%	\$109,858,231	\$106,500,457	\$3,357,774	3.2%
12	11/23/2019	\$96,650,014	\$93,003,550	\$3,646,464	3.9%	\$21,373,038	\$20,563,650	\$809,388	3.9%	\$118,023,052	\$113,567,200	\$4,455,852	3.9%
13	11/30/2019	\$92,381,438	\$90,189,151	\$2,192,287	2.4%	\$22,801,917	\$21,915,447	\$886,471	4.0%	\$115,183,355	\$112,104,598	\$3,078,758	2.7%
14	12/7/2019	\$99,556,606	\$93,653,679	\$5,902,927	6.3%	\$24,727,128	\$22,315,017	\$2,412,111	10.8%	\$124,283,734	\$115,968,696	\$8,315,038	7.2%
15	12/14/2019	\$98,579,669	\$94,362,031	\$4,217,638	4.5%	\$25,527,202	\$22,227,439	\$3,299,763	14.8%	\$124,106,871	\$116,589,470	\$7,517,401	6.4%
16	12/21/2019	\$101,628,893	\$98,643,679	\$2,985,214	3.0%	\$24,068,057	\$23,471,095	\$596,962	2.5%	\$125,696,950	\$122,114,774	\$3,582,176	2.9%
17	12/28/2019	\$108,533,892	\$100,776,586	\$7,757,306	7.7%	\$21,912,659	\$27,620,582	(\$5,707,923)	-20.7%	\$130,446,551	\$128,397,168	\$2,049,383	1.6%
18	1/4/2020	\$105,603,978	\$96,756,875	\$8,847,103	9.1%	\$23,890,650	\$26,488,734	(\$2,598,085)	-9.8%	\$129,494,628	\$123,245,609	\$6,249,019	5.1%
19	1/11/2020	\$102,317,060	\$94,240,501	\$8,076,559	8.6%	\$23,070,952	\$20,017,481	\$3,053,471	15.3%	\$125,388,012	\$114,257,982	\$11,130,030	9.7%
20	1/18/2020	\$103,309,252	\$95,883,210	\$7,426,042	7.7%	\$23,931,389	\$20,417,418	\$3,513,971	17.2%	\$127,240,641	\$116,300,628	\$10,940,013	9.4%
21	1/25/2020	\$99,944,800	\$92,508,785	\$7,436,015	8.0%	\$25,502,038	\$20,805,540	\$4,696,498	22.6%	\$125,446,838	\$113,314,325	\$12,132,513	10.7%
22	2/1/2020	\$104,739,453	\$99,395,374	\$5,344,079	5.4%	\$25,038,970	\$21,861,304	\$3,177,666	14.5%	\$129,778,423	\$121,256,678	\$8,521,745	7.0%
23	2/8/2020	\$111,993,607	\$100,194,742	\$11,798,865	11.8%	\$21,709,985	\$22,271,273	(\$561,289)	-2.5%	\$133,703,592	\$122,466,015	\$11,237,577	9.2%
24	2/15/2020	\$108,712,863	\$97,809,579	\$10,903,284	11.1%	\$20,194,178	\$22,769,937	(\$2,575,759)	-11.3%	\$128,907,041	\$120,579,516	\$8,327,526	6.9%
25	2/22/2020	\$105,386,919	\$98,109,529	\$7,277,390	7.4%	\$19,576,236	\$23,561,394	(\$3,985,158)	-16.9%	\$124,963,155	\$121,670,923	\$3,292,232	2.7%
26	2/29/2020	\$111,502,521	\$107,789,448	\$3,713,073	3.4%	\$20,438,613	\$25,783,851	(\$5,345,238)	-20.7%	\$131,941,134	\$133,573,299	(\$1,632,165)	-1.2%
27	3/7/2020	\$118,172,204	\$107,638,489	\$10,533,715	9.8%	\$21,289,905	\$25,788,457	(\$4,498,553)	-17.4%	\$139,462,109	\$133,426,946	\$6,035,163	4.5%
28	3/14/2020	\$110,225,673	\$103,505,631	\$6,720,042	6.5%	\$20,683,247	\$28,450,899	(\$7,767,653)	-27.3%	\$130,908,920	\$131,956,530	(\$1,047,611)	-0.8%
29	3/21/2020	\$100,753,932	\$102,743,578	(\$1,989,646)	-1.9%	\$19,335,422	\$39,655,839	(\$20,320,418)	-51.2%	\$120,089,354	\$142,399,417	(\$22,310,064)	-15.7%
30	3/28/2020	\$92,874,514	\$101,962,497	(\$9,087,983)	-8.9%	\$18,220,638	\$39,622,235	(\$21,401,597)	-54.0%	\$111,095,152	\$141,584,732	(\$30,489,580)	-21.5%
31	4/4/2020	\$97,875,268	\$108,027,193	(\$10,151,925)	-9.4%	\$18,608,229	\$22,055,909	(\$3,447,680)	-15.6%	\$116,483,497	\$130,083,102	(\$13,599,605)	-10.5%
32	4/11/2020	\$95,060,231	\$95,519,291	(\$459,060)	-0.5%	\$18,312,370	\$22,273,435	(\$3,961,066)	-17.8%	\$113,372,601	\$117,792,726	(\$4,420,126)	-3.8%
33	4/18/2020	\$111,984,645	\$96,626,009	\$15,358,636	15.9%	\$19,908,374	\$21,555,432	(\$1,647,058)	-7.6%	\$131,893,019	\$118,181,441	\$13,711,578	11.6%
34	4/25/2020	\$114,733,967	\$94,173,516	\$20,560,451	21.8%	\$20,610,971	\$22,457,323	(\$1,846,353)	-8.2%	\$135,344,938	\$116,630,839	\$18,714,099	16.0%
35	5/2/2020	\$122,883,938	\$98,922,903	\$23,961,035	24.2%	\$23,239,818	\$24,077,148	(\$837,330)	-3.5%	\$146,123,756	\$123,000,051	\$23,123,705	18.8%
36	5/9/2020	\$124,659,093	\$98,100,773	\$26,558,320	27.1%	\$23,844,834	\$24,483,034	(\$638,200)	-2.6%	\$148,503,927	\$122,583,807	\$25,920,121	21.1%
37	5/16/2020	\$126,618,315	\$97,446,556	\$29,171,759	29.9%	\$23,816,884	\$25,635,001	(\$1,818,117)	-7.1%	\$150,435,199	\$123,081,557	\$27,353,642	22.2%
38	5/23/2020		\$95,017,012				\$25,757,103				\$120,774,115		
39	5/30/2020		\$93,135,460				\$28,949,861				\$122,085,321		
40	6/6/2020		\$95,550,589				\$28,677,710				\$124,228,299		
41	6/13/2020		\$91,097,175				\$19,960,824				\$111,057,999		

Texas Lottery Commission
Fiscal Year Over Year Change in Sales
 Unaudited
 FY 2020 Compared to FY 2019

			SCRATCH TICKETS				DRAW GAMES				TOTAL SALES			
FY 2020			FY 2020	FY 2019	Difference	% change - Cumulative Sales	FY 2020	FY 2019	Difference	% change - Cumulative Sales	FY 2020	FY 2019	Difference	% change - Cumulative Sales
Week	Week	Ending												
42	6/20/2020			\$91,975,956				\$20,250,852				\$112,226,808		
43	6/27/2020			\$91,357,210				\$21,213,490				\$112,570,700		
44	7/4/2020			\$95,016,312				\$21,713,483				\$116,729,795		
45	7/11/2020			\$88,063,310				\$21,557,657				\$109,620,967		
46	7/18/2020			\$87,201,706				\$20,220,185				\$107,421,891		
47	7/25/2020			\$87,277,696				\$19,796,677				\$107,074,373		
48	8/1/2020			\$93,889,817				\$20,730,767				\$114,620,584		
49	8/8/2020			\$83,625,577				\$21,322,757				\$104,948,334		
50	8/15/2020			\$83,452,345				\$21,899,595				\$105,351,940		
51	8/22/2020			\$83,455,219				\$19,216,693				\$102,671,912		
52	8/29/2020			\$86,797,637				\$20,201,879				\$106,999,516		
	8/31/2020**			\$0										
Total thru Current Week			\$3,750,696,847	\$3,498,673,498	\$252,023,349	7.2%	\$794,378,155	\$1,074,422,602	(\$280,044,447)	-26.1%	\$4,545,075,002	\$4,573,096,100	(\$28,021,098)	-0.6%
Fiscal Year Total			\$3,750,696,847	\$4,845,586,519			\$794,378,155	\$1,405,892,132			\$4,545,075,002	\$6,251,478,651		

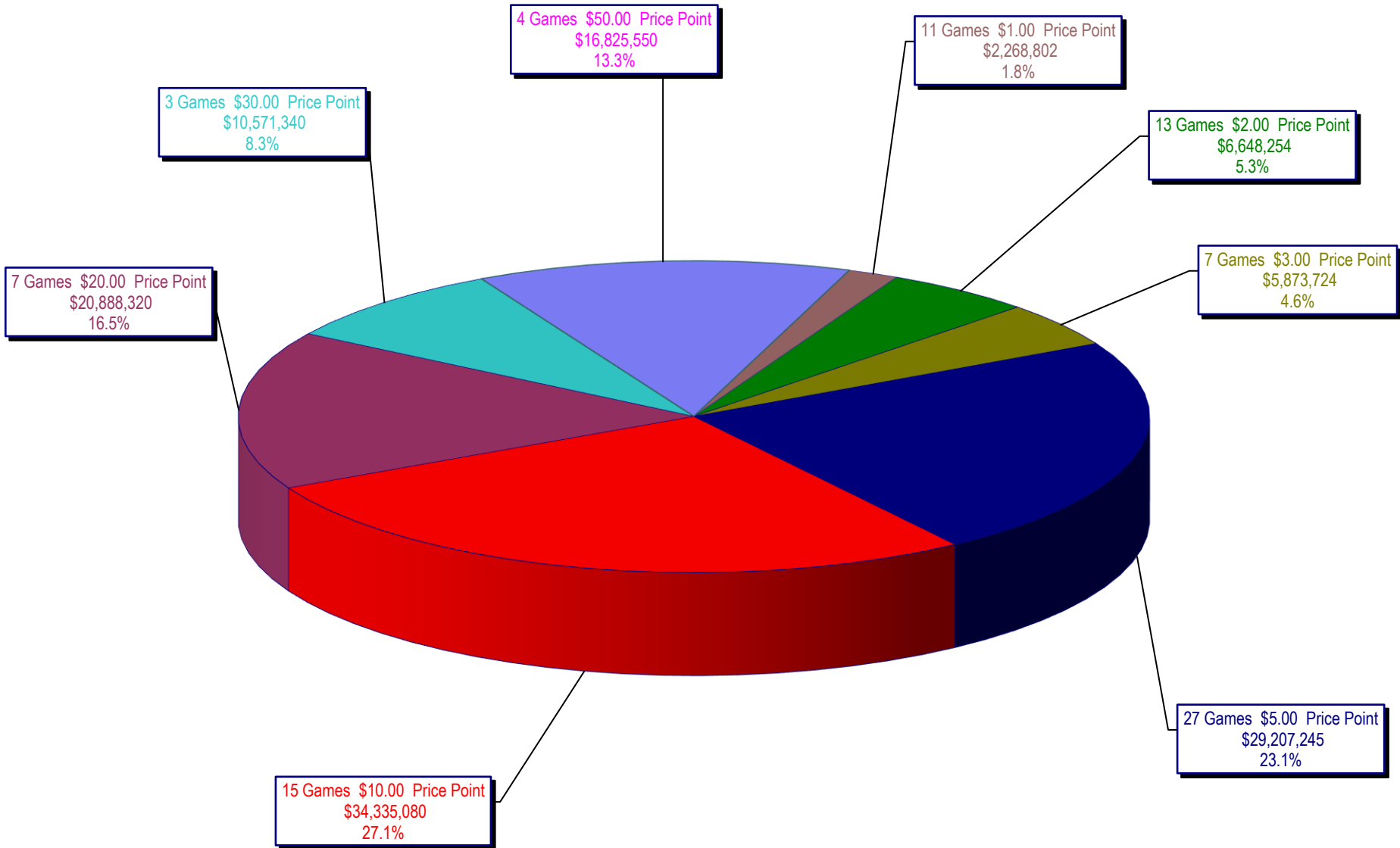
* FY 19 includes 1 day
 ** FY 20 includes 2 days

Texas Lottery Commission Fiscal Year Over Year Change in Sales

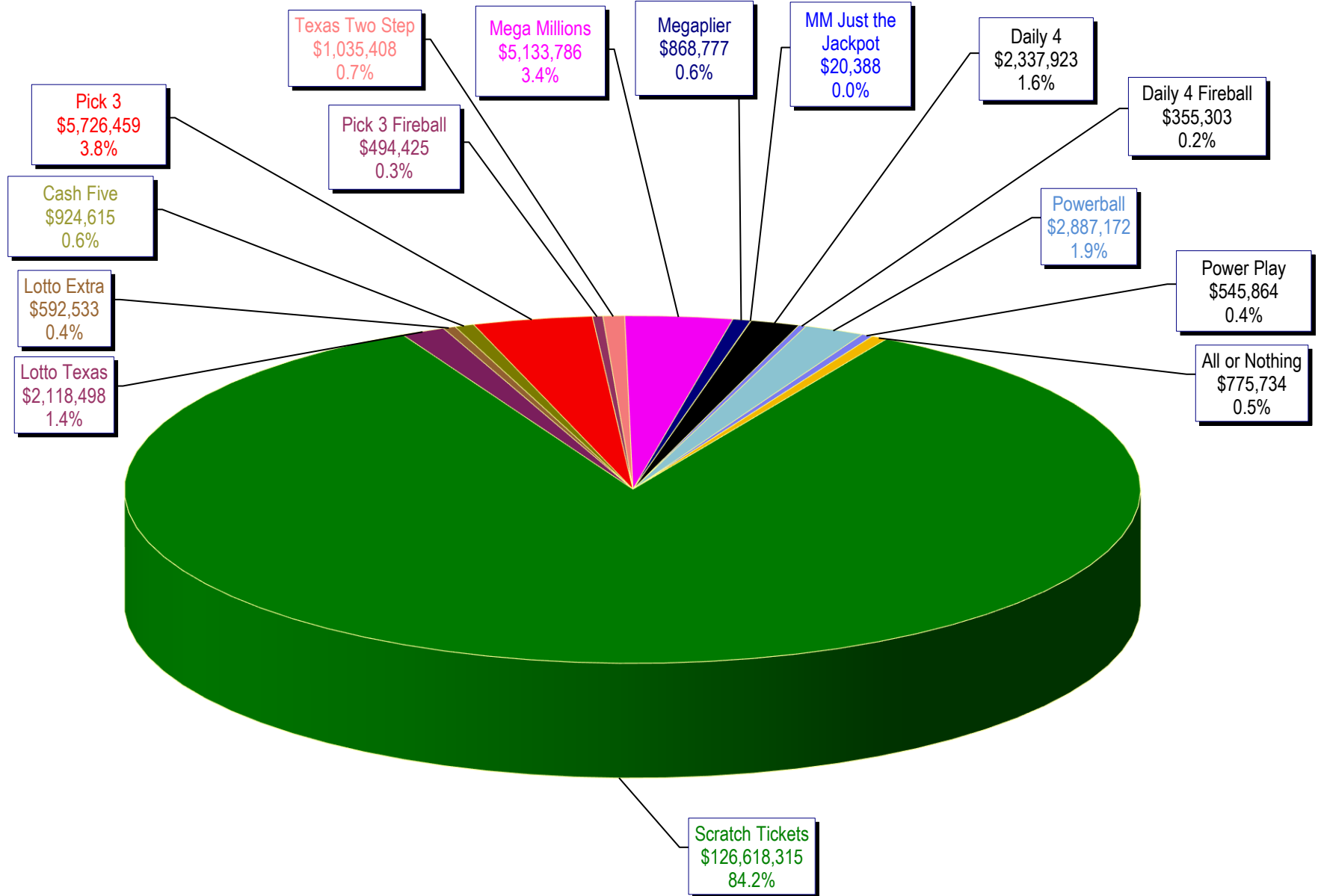


Note: Report is prepared on a Fiscal Year basis.

Texas Lottery Commission
Scratch Ticket Sales
For the week ending 5/16/2020
(Unaudited)



Texas Lottery Commission
All Game Sales
For the week ending 5/16/2020
(Unaudited)



Texas Lottery Commission - Weekly Sales Summary for FY 2020 (Unaudited)

Week Ended	Scratch Tickets	New Games & Dates	Lotto Texas	Jackpot		Lotto Extra	Pick 3	Pick 3 Fireball	Cash Five	Texas Two Step	Jackpot		Mega Millions	Jackpot		Megaplier	MM Just the Jackpot	Daily 4	Daily 4 Fireball	Powerball	Jackpot		Power Play	All or Nothing	Total	Per Cap.
				W	S						M	TH		T	F						W	S				
9/7/2019	87,955,988	2170 (\$1,N); 2174 (\$2,N); 2171 (\$5,N); 2172 (\$10,N); 2173 (\$30,N) - 9/03/19	2,463,355	19	19.75	623,678	4,610,092	326,470	851,400	934,536	200	225	3,629,235	127	139	614,151	14,994	2,051,828	256,852	2,896,640	80	40	523,634	650,552	108,403,404	3.78
9/14/2019	89,240,373	0	2,542,560	20.5	21.5	644,065	4,681,501	329,663	854,084	1,001,967	325	200	4,096,548	154	172	682,163	16,989	2,127,861	281,112	2,865,932	50	60	519,721	657,440	110,541,978	3.85
9/21/2019	88,068,469	2175 (\$5,N); 2167 (\$10,N) - 9/16/2019	2,511,936	22.5	23	643,970	4,505,157	323,215	829,379	996,053	225	325	4,415,710	192	211	721,278	18,618	2,102,471	280,874	2,917,494	70	80	523,500	636,512	109,494,636	3.81
9/28/2019	86,745,066	0	2,221,908	23.75	5	565,543	4,524,891	332,447	839,246	908,905	200	225	3,621,478	227	40	608,135	14,304	2,101,007	282,123	2,715,540	40	50	487,764	639,676	106,608,033	3.71
10/5/2019	92,284,132	0	1,904,012	5.25	5.5	496,793	4,777,679	350,981	878,395	1,262,859	325	475	2,803,504	45	50	503,802	12,138	2,203,086	294,206	3,031,356	60	70	534,340	664,443	112,001,726	3.90
10/12/2019	88,490,099	2176 (\$1,N); 2161 (\$2,N); 2157 (\$5,N); 2144 (\$20,N) - 10/07/19	1,872,000	5.75	6	486,016	4,532,400	322,803	857,113	1,596,270	650	875	2,792,744	55	60	496,071	12,024	2,071,783	274,794	3,177,154	80	90	547,813	628,940	108,158,023	3.77
10/19/2019	89,190,486	0	1,894,938	6.25	6.5	494,595	4,480,023	308,466	855,352	948,050	200	225	2,916,140	65	71	515,205	12,459	2,076,917	273,730	3,666,712	100	110	617,961	643,788	108,894,821	3.79
10/26/2019	88,173,783	2179 (\$2,N); 2180 (\$5,N); 2181 (\$10,N); 2178 (\$20,N) - 10/21/19	1,887,214	6.75	7	491,776	4,330,691	302,024	841,889	982,726	350	200	3,008,022	82	93	526,263	12,411	2,034,582	264,114	3,746,010	120	130	624,329	629,742	107,855,575	3.76
11/2/2019	91,201,316	0	1,939,465	7.25	7.5	505,846	4,443,960	307,720	860,175	922,966	200	225	3,317,716	105	118	571,204	13,542	2,089,301	267,117	3,963,868	140	150	660,877	645,736	111,710,808	3.89
11/9/2019	92,978,873	2182 (\$1,N); 2183 (\$3,N); 2088 (\$5,N); 2224 (\$10,N) - 11/04/19	1,947,600	7.75	8	507,406	4,536,664	308,545	866,712	1,279,534	325	500	3,787,827	127	145	635,301	16,107	2,180,355	279,395	2,760,608	40	50	493,365	653,040	113,231,332	3.95
11/16/2019	89,685,517	0	1,931,220	8.25	8.5	502,150	4,403,483	303,594	845,808	1,113,479	675	200	4,063,942	163	178	668,754	16,422	2,099,897	274,171	2,808,148	60	70	500,170	641,476	109,858,231	3.83
11/23/2019	96,650,014	2185 (\$2,N); 2177 (\$5,N); 2186 (\$5,N); 2187 (\$10,N) - 11/18/19	1,958,197	8.75	9	510,987	4,510,968	329,681	847,645	1,052,688	225	325	4,712,360	192	208	757,272	19,407	2,158,995	301,078	3,031,019	80	90	532,389	650,352	118,023,052	4.11
11/30/2019	92,381,438	0	1,998,250	9.25	10	529,635	4,579,065	327,727	836,590	1,362,814	475	625	5,116,430	226	243	815,917	20,022	2,156,965	289,054	3,537,102	100	110	609,123	623,224	115,183,355	4.01
12/7/2019	99,556,606	2188 (\$1,N); 2001 (\$5,N); 2190 (\$50,N) - 12/02/19	2,104,875	10.25	11	550,313	4,743,433	342,898	881,628	1,889,315	825	1,050	5,768,374	266	285	902,944	22,806	2,176,205	295,124	3,753,582	120	130	637,133	658,498	124,283,734	4.33
12/14/2019	98,579,669	0	2,112,002	11.5	12	555,059	4,650,119	337,586	858,114	939,818	200	225	7,163,050	314	340	1,105,764	29,100	2,190,837	293,021	3,964,577	140	150	667,473	660,682	124,106,871	4.32
12/21/2019	101,628,893	2105 (\$1,N); 2115 (\$2,N); 2237 (\$5,N); 2073 (\$10,N) - 12/16/19	2,146,993	13	13.5	561,516	4,721,055	349,254	860,351	1,263,585	350	500	5,233,514	372	40	830,697	22,101	2,239,747	320,204	4,172,208	160	171	692,039	654,794	125,696,950	4.38
12/28/2019	108,533,892	0	2,195,334	14	14.8	570,280	4,640,727	330,682	862,014	950,415	200	225	3,100,986	45	50	540,789	12,039	2,227,258	297,738	4,763,126	183	200	769,166	652,106	130,446,551	4.54
1/4/2020	105,603,978	0	2,292,736	16	16.3	600,162	4,725,404	343,361	899,541	1,323,891	325	500	3,390,082	55	60	595,821	12,825	2,301,214	321,023	5,518,788	220	237	892,304	673,498	129,494,628	4.51
1/11/2020	102,317,060	2193 (\$1,N); 2194 (\$3,N); 2195 (\$5,N); 2196 (\$10,N); 2197 (\$20,N) - 1/06/2020	2,243,902	16.5	17	587,755	4,605,705	336,061	892,791	1,171,922	675	200	3,089,239	69	80	545,167	12,453	2,126,464	296,321	5,608,646	258	277	891,569	662,958	125,388,012	4.37
1/18/2020	103,309,252	0	2,090,773	17.5	5	549,050	4,525,933	321,148	885,077	932,663	200	225	3,394,208	91	103	587,551	12,567	2,079,921	282,501	6,573,058	296	321	1,029,591	667,348	127,240,641	4.43
1/25/2020	99,944,800	2198 (\$2,N); 2199 (\$5,N) - 1/20/2020	1,886,293	5.25	5.5	503,744	4,407,275	318,821	856,901	1,255,243	325	500	3,716,351	116	130	633,974	14,661	2,003,503	285,452	7,773,468	343	373	1,188,299	658,054	125,446,838	4.37
2/1/2020	104,739,453	0	1,941,379	5.75	6	518,788	4,614,537	343,371	876,630	1,773,268	675	875	4,057,357	141	155	684,249	15,213	2,096,319	304,485	6,171,258	394	40	974,555	667,562	129,778,423	4.52

Texas Lottery Commission - Weekly Sales Summary for FY 2020 (Unaudited)

Week Ended	Scratch Tickets	New Games & Dates	Lotto Texas	Jackpot		Lotto Extra	Pick 3	Pick 3 Fireball	Cash Five	Texas Two Step	Jackpot		Mega Millions	Jackpot		Megaplier	MM Just the Jackpot	Daily 4	Daily 4 Fireball	Powerball	Jackpot		Power Play	All or Nothing	Total	Per Cap.
				W	S						M	TH		T	F						W	S				
2/8/2020	111,993,607	2200 (\$1,N); 2201 (\$5,N); 2202 (\$10,N); 2145 (\$20,N) - 2/03/2020	1,930,467	6.25	6.5	513,606	4,753,371	355,000	912,293	1,459,773	1,150	200	4,328,120	168	187	720,878	17,163	2,155,606	305,612	3,034,668	50	60	538,900	684,528	133,703,592	4.66
2/15/2020	108,712,863	0	1,931,864	6.75	7	514,636	4,562,658	342,877	895,346	1,136,956	225	350	3,645,055	202	40	617,533	13,374	2,069,472	291,730	2,963,276	70	40	528,600	680,802	128,907,041	4.49
2/22/2020	105,386,919	2127 (\$2,N); 2168 (\$3,N); 2192 (\$5,N); 2241 (\$5,N) - 2/17/2020	1,949,390	7.25	7.5	519,406	4,535,518	334,096	889,419	1,469,082	500	675	2,780,886	45	50	499,838	11,478	2,072,265	286,877	3,015,264	50	60	537,617	675,100	124,963,155	4.35
2/29/2020	111,502,521	0	2,007,028	7.75	8	537,885	4,948,952	376,811	915,231	1,005,838	200	225	2,891,877	55	60	523,039	11,562	2,276,059	319,383	3,296,573	70	80	587,491	740,884	131,941,134	4.60
3/7/2020	118,172,204	2206 (\$1,N); 2207 (\$5,N); 2208 (\$10,N); 2245 (\$20,N) - 3/02/2020	2,029,226	8.25	8.5	545,664	5,140,002	392,619	920,426	1,069,464	350	200	3,013,513	65	70	541,623	12,387	2,300,602	321,286	3,627,054	90	100	632,550	743,489	139,462,109	4.86
3/14/2020	110,225,673	0	1,940,262	8.75	9	524,230	4,849,907	376,885	888,827	1,091,818	225	350	2,943,162	75	80	531,017	11,550	2,237,093	315,521	3,647,352	110	120	631,564	694,060	130,908,920	4.56
3/21/2020	100,753,932	2204 (\$2,N); 2211 (\$5,N); 2164 (\$5,N); 2209 (\$30,N) - 3/16/2020	1,788,934	9.25	9.5	487,285	4,584,678	357,570	837,815	1,017,218	500	200	2,729,216	90	96	495,152	10,740	2,088,759	296,124	3,398,802	130	140	594,439	648,690	120,089,354	4.18
3/28/2020	92,874,514	0	1,672,680	9.75	10	464,033	4,417,039	335,915	789,590	778,852	200	200	2,663,800	101	107	483,596	10,614	1,903,763	268,294	3,252,766	150	160	564,484	615,212	111,095,152	3.87
4/4/2020	97,875,268	0	1,683,534	10.25	10.5	466,460	4,580,346	358,691	802,756	784,053	200	225	2,701,924	113	121	490,797	11,730	1,939,288	277,109	3,300,236	170	180	576,826	634,479	116,483,497	4.06
4/11/2020	95,060,231	2212 (\$1,N); 2163 (\$3,N); 2213 (\$5,N); 2227 (\$50,N) - 4/06/2020	1,732,238	10.75	11	475,827	4,552,565	362,767	797,103	765,904	200	200	2,911,146	127	136	514,641	11,793	1,903,288	271,478	2,871,916	190	20	514,296	627,408	113,372,601	3.95
4/18/2020	111,984,645	0	1,852,241	11.5	12	516,242	5,280,867	451,462	861,304	842,956	200	225	3,435,450	145	159	600,516	14,151	2,215,259	327,635	2,356,274	22	24	448,050	705,968	131,893,019	4.60
4/25/2020	114,733,967	2214 (\$2,N); 2221 (\$5,N) - 4/20/2020	1,896,620	12.25	13	529,886	5,288,781	448,381	873,670	1,081,522	275	400	3,722,820	164	174	643,652	14,262	2,189,709	325,795	2,416,726	29	37	459,388	719,760	135,344,938	4.72
5/2/2020	122,883,938	2226 (\$10,N) - 5/01/2020	2,014,551	13.25	13.75	563,836	5,883,502	531,277	930,272	1,533,515	550	750	4,323,910	186	200	734,564	16,632	2,430,810	381,618	2,638,302	43	51	498,796	758,234	146,123,756	5.09
5/9/2020	124,659,093	2223 (\$10,N) - 5/04/2020	2,086,505	14.25	15	579,186	5,952,087	523,933	933,575	1,302,437	975	200	4,773,244	215	231	804,962	18,882	2,445,666	384,745	2,759,908	59	68	518,671	761,034	148,503,927	5.17
5/16/2020	126,618,315	0	2,118,498	15.25	16	592,533	5,726,459	494,425	924,615	1,035,408	225	325	5,133,786	248	266	868,777	20,388	2,337,923	355,303	2,887,172	77	86	545,864	775,734	150,435,199	5.24
weekly change	1.6%		1.5%			2.3%	-3.8%	-5.6%	-1.0%	-20.5%			7.6%			7.9%	8.0%	-4.4%	-7.7%	4.6%			5.2%	1.9%	1.3%	
	SALES		SALES			SALES	SALES	SALES	SALES	SALES			SALES			SALES	SALES	SALES	SALES	SALES			SALES	SALES	SALES	% of Sales
Calendar Year to date 2020	2,124,255,740		38,424,211			10,424,516	96,250,460	7,583,969	17,228,354	22,254,232			67,947,094			11,817,946	267,864	42,318,301	6,102,432	75,411,317			12,887,359	13,534,298	2,546,708,091	100.0%
Fiscal Year to date 2020	3,750,696,847		74,720,980			19,829,842	175,607,488	13,239,222	32,109,077	42,237,763			139,192,726			23,613,057	559,908	79,462,068	11,042,989	134,882,583			23,094,651	24,785,803	4,545,075,002	100.0%