



WEEKLY SALES SUMMARY

Unaudited

Week Ending: 7/04/2020

Texas Lottery Commission
Fiscal Year to Date Sales Comparison
Unaudited

Through the Week Ending: 7/04/2020 (44 weeks)

Sales by Game	FY 2018 *	FY 2019 **	FY 2020	\$ Change		% Change	
				FY 2020 to FY 2018	FY 2020 to FY 2019	FY 2020 to FY 2018	FY 2020 to FY 2019
Scratch Tickets	\$ 3,765,766,174	\$ 4,151,823,212	\$ 4,611,982,422	\$ 846,216,248	\$ 460,159,210	22.5%	11.1%
Lotto Texas	98,831,736	90,698,949	91,743,136	-7,088,600	1,044,187	-7.2%	1.2%
Lotto Extra	21,936,092	22,402,410	24,525,832	2,589,741	2,123,422	11.8%	9.5%
Pick 3	218,238,829	212,027,290	215,359,984	-2,878,845	3,332,694	-1.3%	1.6%
Pick 3 Sum It Up	4,328,575	3,278,564	-	-4,328,575	-3,278,564	-100.0%	-100.0%
Pick 3 Fireball	-	4,578,366	16,687,327	16,687,327	12,108,962	-	264.5%
Cash Five	36,190,350	39,489,910	38,686,321	2,495,971	-803,589	6.9%	-2.0%
Texas Two Step	46,256,563	50,723,086	50,333,850	4,077,287	-389,237	8.8%	-0.8%
Mega Millions	177,602,707	327,689,431	172,597,149	-5,005,558	-155,092,282	-2.8%	-47.3%
Megaplier	28,719,268	48,233,940	29,376,947	657,679	-18,856,993	2.3%	-39.1%
MM Just the Jackpot	1,361,016	1,449,965	692,526	-668,490	-757,439	-49.1%	-52.2%
Daily 4	91,843,016	95,314,420	96,250,614	4,407,599	936,194	4.8%	1.0%
Daily 4 Sum It Up	4,912,541	4,072,164	-	-4,912,541	-4,072,164	-100.0%	-100.0%
Daily 4 Fireball	-	3,210,876	13,613,539	13,613,539	10,402,663	-	324.0%
Powerball	221,678,498	269,347,995	155,341,110	-66,337,388	-114,006,885	-29.9%	-42.3%
Power Play	33,293,863	41,661,306	26,927,625	-6,366,238	-14,733,681	-19.1%	-35.4%
All or Nothing	24,945,550	26,767,253	30,160,899	5,215,349	3,393,646	20.9%	12.7%
Texas Triple Chance	10,153,371	-	-	-10,153,371	-	-100.0%	-
Total	\$ 4,786,058,147	\$ 5,392,769,136	\$ 5,574,279,280	\$ 788,221,134	\$ 181,510,145	16.5%	3.4%

* 2 extra days

** 1 extra day

Texas Lottery Commission
Fiscal Year Over Year Change in Sales
Unaudited
FY 2020 Compared to FY 2019

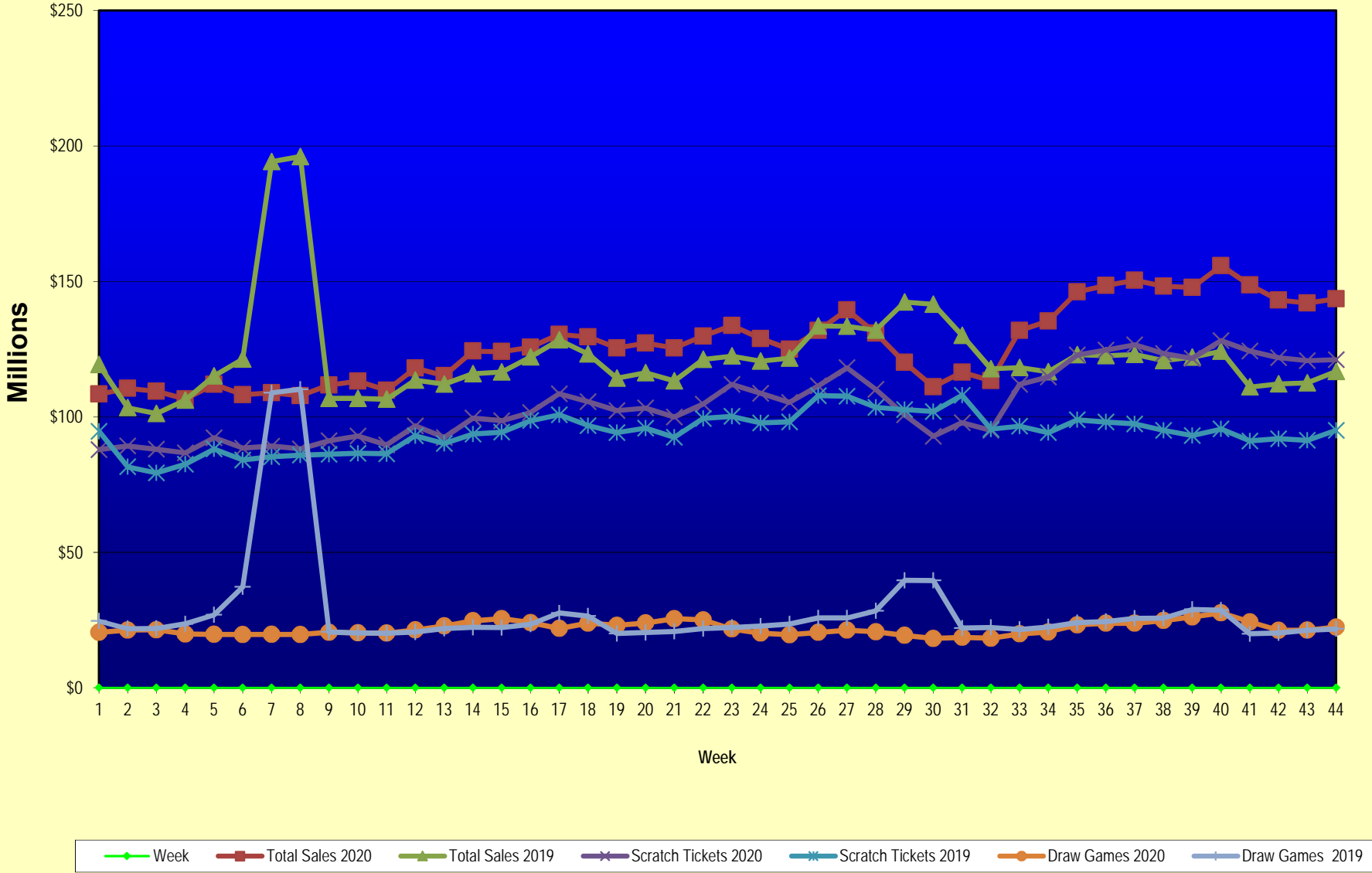
			SCRATCH TICKETS				DRAW GAMES				TOTAL SALES			
FY 2020			% change -				% change -				% change -			
Week	Week	Ending	FY 2020	FY 2019	Difference	Cumulative Sales	FY 2020	FY 2019	Difference	Cumulative Sales	FY 2020	FY 2019	Difference	Cumulative Sales
0	9/1/2019 *		\$0	\$12,926,096	(\$12,926,096)	-100.0%	\$0	\$3,821,956	(\$3,821,956)	-100.0%	\$0	\$16,748,052	(\$16,748,052)	-100.0%
1	9/7/2019		\$87,955,988	\$81,772,743	\$6,183,245	7.6%	\$20,447,416	\$20,825,823	(\$378,408)	-1.8%	\$108,403,404	\$102,598,566	\$5,804,838	5.7%
2	9/14/2019		\$89,240,373	\$81,586,926	\$7,653,447	9.4%	\$21,301,605	\$21,802,221	(\$500,616)	-2.3%	\$110,541,978	\$103,389,147	\$7,152,832	6.9%
3	9/21/2019		\$88,068,469	\$79,325,951	\$8,742,518	11.0%	\$21,426,167	\$21,902,455	(\$476,289)	-2.2%	\$109,494,636	\$101,228,406	\$8,266,230	8.2%
4	9/28/2019		\$86,745,066	\$82,536,917	\$4,208,149	5.1%	\$19,862,967	\$23,605,402	(\$3,742,436)	-15.9%	\$106,608,033	\$106,142,319	\$465,714	0.4%
5	10/5/2019		\$92,284,132	\$88,151,179	\$4,132,953	4.7%	\$19,717,594	\$26,948,231	(\$7,230,638)	-26.8%	\$112,001,726	\$115,099,410	(\$3,097,685)	-2.7%
6	10/12/2019		\$88,490,099	\$84,105,273	\$4,384,826	5.2%	\$19,667,924	\$37,244,326	(\$17,576,402)	-47.2%	\$108,158,023	\$121,349,599	(\$13,191,576)	-10.9%
7	10/19/2019		\$89,190,486	\$85,273,556	\$3,916,930	4.6%	\$19,704,335	\$108,923,671	(\$89,219,336)	-81.9%	\$108,894,821	\$194,197,227	(\$85,302,406)	-43.9%
8	10/26/2019		\$88,173,783	\$85,880,357	\$2,293,426	2.7%	\$19,681,792	\$110,213,688	(\$90,531,896)	-82.1%	\$107,855,575	\$196,094,045	(\$88,238,470)	-45.0%
9	11/2/2019		\$91,201,316	\$86,192,898	\$5,008,418	5.8%	\$20,509,492	\$20,631,386	(\$121,894)	-0.6%	\$111,710,808	\$106,824,284	\$4,886,524	4.6%
10	11/9/2019		\$92,978,873	\$86,588,097	\$6,390,776	7.4%	\$20,252,459	\$20,208,471	\$43,988	0.2%	\$113,231,332	\$106,796,568	\$6,434,764	6.0%
11	11/16/2019		\$89,685,517	\$86,350,350	\$3,335,167	3.9%	\$20,172,714	\$20,150,107	\$22,607	0.1%	\$109,858,231	\$106,500,457	\$3,357,774	3.2%
12	11/23/2019		\$96,650,014	\$93,003,550	\$3,646,464	3.9%	\$21,373,038	\$20,563,650	\$809,388	3.9%	\$118,023,052	\$113,567,200	\$4,455,852	3.9%
13	11/30/2019		\$92,381,438	\$90,189,151	\$2,192,287	2.4%	\$22,801,917	\$21,915,447	\$886,471	4.0%	\$115,183,355	\$112,104,598	\$3,078,758	2.7%
14	12/7/2019		\$99,556,606	\$93,653,679	\$5,902,927	6.3%	\$24,727,128	\$22,315,017	\$2,412,111	10.8%	\$124,283,734	\$115,968,696	\$8,315,038	7.2%
15	12/14/2019		\$98,579,669	\$94,362,031	\$4,217,638	4.5%	\$25,527,202	\$22,227,439	\$3,299,763	14.8%	\$124,106,871	\$116,589,470	\$7,517,401	6.4%
16	12/21/2019		\$101,628,893	\$98,643,679	\$2,985,214	3.0%	\$24,068,057	\$23,471,095	\$596,962	2.5%	\$125,696,950	\$122,114,774	\$3,582,176	2.9%
17	12/28/2019		\$108,533,892	\$100,776,586	\$7,757,306	7.7%	\$21,912,659	\$27,620,582	(\$5,707,923)	-20.7%	\$130,446,551	\$128,397,168	\$2,049,383	1.6%
18	1/4/2020		\$105,603,978	\$96,756,875	\$8,847,103	9.1%	\$23,890,650	\$26,488,734	(\$2,598,085)	-9.8%	\$129,494,628	\$123,245,609	\$6,249,019	5.1%
19	1/11/2020		\$102,317,060	\$94,240,501	\$8,076,559	8.6%	\$23,070,952	\$20,017,481	\$3,053,471	15.3%	\$125,388,012	\$114,257,982	\$11,130,030	9.7%
20	1/18/2020		\$103,309,252	\$95,883,210	\$7,426,042	7.7%	\$23,931,389	\$20,417,418	\$3,513,971	17.2%	\$127,240,641	\$116,300,628	\$10,940,013	9.4%
21	1/25/2020		\$99,944,800	\$92,508,785	\$7,436,015	8.0%	\$25,502,038	\$20,805,540	\$4,696,498	22.6%	\$125,446,838	\$113,314,325	\$12,132,513	10.7%
22	2/1/2020		\$104,739,453	\$99,395,374	\$5,344,079	5.4%	\$25,038,970	\$21,861,304	\$3,177,666	14.5%	\$129,778,423	\$121,256,678	\$8,521,745	7.0%
23	2/8/2020		\$111,993,607	\$100,194,742	\$11,798,865	11.8%	\$21,709,985	\$22,271,273	(\$561,289)	-2.5%	\$133,703,592	\$122,466,015	\$11,237,577	9.2%
24	2/15/2020		\$108,712,863	\$97,809,579	\$10,903,284	11.1%	\$20,194,178	\$22,769,937	(\$2,575,759)	-11.3%	\$128,907,041	\$120,579,516	\$8,327,526	6.9%
25	2/22/2020		\$105,386,919	\$98,109,529	\$7,277,390	7.4%	\$19,576,236	\$23,561,394	(\$3,985,158)	-16.9%	\$124,963,155	\$121,670,923	\$3,292,232	2.7%
26	2/29/2020		\$111,502,521	\$107,789,448	\$3,713,073	3.4%	\$20,438,613	\$25,783,851	(\$5,345,238)	-20.7%	\$131,941,134	\$133,573,299	(\$1,632,165)	-1.2%
27	3/7/2020		\$118,172,204	\$107,638,489	\$10,533,715	9.8%	\$21,289,905	\$25,788,457	(\$4,498,553)	-17.4%	\$139,462,109	\$133,426,946	\$6,035,163	4.5%
28	3/14/2020		\$110,225,673	\$103,505,631	\$6,720,042	6.5%	\$20,683,247	\$28,450,899	(\$7,767,653)	-27.3%	\$130,908,920	\$131,956,530	(\$1,047,611)	-0.8%
29	3/21/2020		\$100,753,932	\$102,743,578	(\$1,989,646)	-1.9%	\$19,335,422	\$39,655,839	(\$20,320,418)	-51.2%	\$120,089,354	\$142,399,417	(\$22,310,064)	-15.7%
30	3/28/2020		\$92,874,514	\$101,962,497	(\$9,087,983)	-8.9%	\$18,220,638	\$39,622,235	(\$21,401,597)	-54.0%	\$111,095,152	\$141,584,732	(\$30,489,580)	-21.5%
31	4/4/2020		\$97,875,268	\$108,027,193	(\$10,151,925)	-9.4%	\$18,608,229	\$22,055,909	(\$3,447,680)	-15.6%	\$116,483,497	\$130,083,102	(\$13,599,605)	-10.5%
32	4/11/2020		\$95,060,231	\$95,519,291	(\$459,060)	-0.5%	\$18,312,370	\$22,273,435	(\$3,961,066)	-17.8%	\$113,372,601	\$117,792,726	(\$4,420,126)	-3.8%
33	4/18/2020		\$111,984,645	\$96,626,009	\$15,358,636	15.9%	\$19,908,374	\$21,555,432	(\$1,647,058)	-7.6%	\$131,893,019	\$118,181,441	\$13,711,578	11.6%
34	4/25/2020		\$114,733,967	\$94,173,516	\$20,560,451	21.8%	\$20,610,971	\$22,457,323	(\$1,846,353)	-8.2%	\$135,344,938	\$116,630,839	\$18,714,099	16.0%
35	5/2/2020		\$122,883,938	\$98,922,903	\$23,961,035	24.2%	\$23,239,818	\$24,077,148	(\$837,330)	-3.5%	\$146,123,756	\$123,000,051	\$23,123,705	18.8%
36	5/9/2020		\$124,659,093	\$98,100,773	\$26,558,320	27.1%	\$23,844,834	\$24,483,034	(\$638,200)	-2.6%	\$148,503,927	\$122,583,807	\$25,920,121	21.1%
37	5/16/2020		\$126,618,315	\$97,446,556	\$29,171,759	29.9%	\$23,816,884	\$25,635,001	(\$1,818,117)	-7.1%	\$150,435,199	\$123,081,557	\$27,353,642	22.2%
38	5/23/2020		\$123,421,203	\$95,017,012	\$28,404,191	29.9%	\$24,844,768	\$25,757,103	(\$912,336)	-3.5%	\$148,265,971	\$120,774,115	\$27,491,856	22.8%
39	5/30/2020		\$121,587,798	\$93,135,460	\$28,452,338	30.5%	\$26,174,754	\$28,949,861	(\$2,775,107)	-9.6%	\$147,762,552	\$122,085,321	\$25,677,232	21.0%
40	6/6/2020		\$128,152,407	\$95,550,589	\$32,601,818	34.1%	\$27,653,351	\$28,677,710	(\$1,024,359)	-3.6%	\$155,805,758	\$124,228,299	\$31,577,459	25.4%
41	6/13/2020		\$124,337,803	\$91,097,175	\$33,240,628	36.5%	\$24,325,618	\$19,960,824	\$4,364,795	21.9%	\$148,663,421	\$111,057,999	\$37,605,423	33.9%

Texas Lottery Commission
Fiscal Year Over Year Change in Sales
Unaudited
FY 2020 Compared to FY 2019

			SCRATCH TICKETS				DRAW GAMES				TOTAL SALES			
FY 2020			FY 2020	FY 2019	Difference	% change - Cumulative Sales	FY 2020	FY 2019	Difference	% change - Cumulative Sales	FY 2020	FY 2019	Difference	% change - Cumulative Sales
Week	Week	Ending												
42	6/20/2020		\$121,867,783	\$91,975,956	\$29,891,827	32.5%	\$21,238,025	\$20,250,852	\$987,173	4.9%	\$143,105,808	\$112,226,808	\$30,879,000	27.5%
43	6/27/2020		\$120,777,685	\$91,357,210	\$29,420,475	32.2%	\$21,274,287	\$21,213,490	\$60,797	0.3%	\$142,051,972	\$112,570,700	\$29,481,272	26.2%
44	7/4/2020		\$121,140,896	\$95,016,312	\$26,124,584	27.5%	\$22,407,902	\$21,713,483	\$694,419	3.2%	\$143,548,798	\$116,729,795	\$26,819,003	23.0%
45	7/11/2020			\$88,063,310				\$21,557,657				\$109,620,967		
46	7/18/2020			\$87,201,706				\$20,220,185				\$107,421,891		
47	7/25/2020			\$87,277,696				\$19,796,677				\$107,074,373		
48	8/1/2020			\$93,889,817				\$20,730,767				\$114,620,584		
49	8/8/2020			\$83,625,577				\$21,322,757				\$104,948,334		
50	8/15/2020			\$83,452,345				\$21,899,595				\$105,351,940		
51	8/22/2020			\$83,455,219				\$19,216,693				\$102,671,912		
52	8/29/2020			\$86,797,637				\$20,201,879				\$106,999,516		
	8/31/2020**			\$0										
Total thru Current Week			\$4,611,982,422	\$4,151,823,212	\$460,159,210	11.1%	\$962,296,858	\$1,240,945,924	(\$278,649,066)	-22.5%	\$5,574,279,280	\$5,392,769,136	\$181,510,145	3.4%
Fiscal Year Total			\$4,611,982,422	\$4,845,586,519			\$962,296,858	\$1,405,892,132			\$5,574,279,280	\$6,251,478,651		

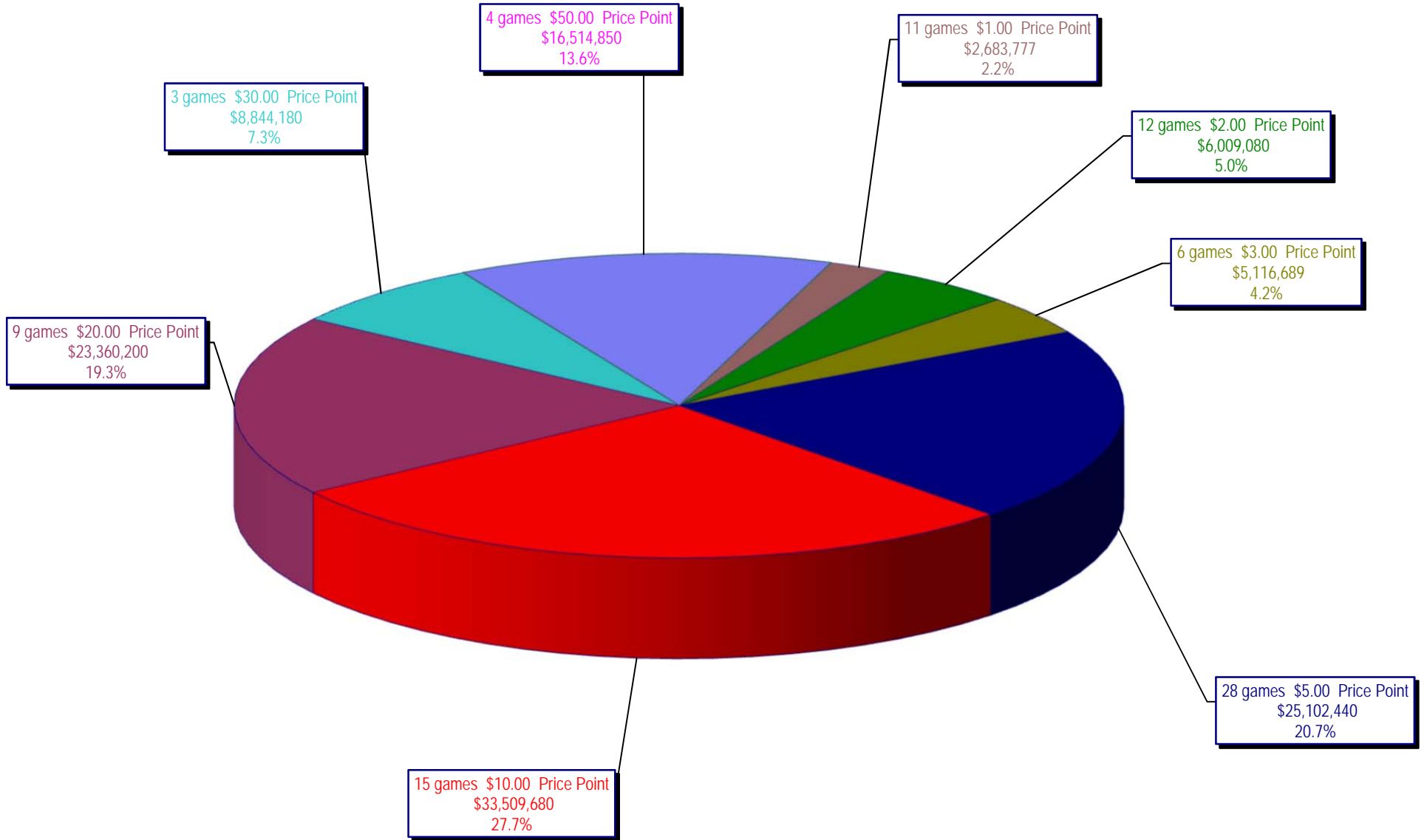
* FY 19 includes 1 day
** FY 20 includes 2 days

Texas Lottery Commission Fiscal Year Over Year Change in Sales

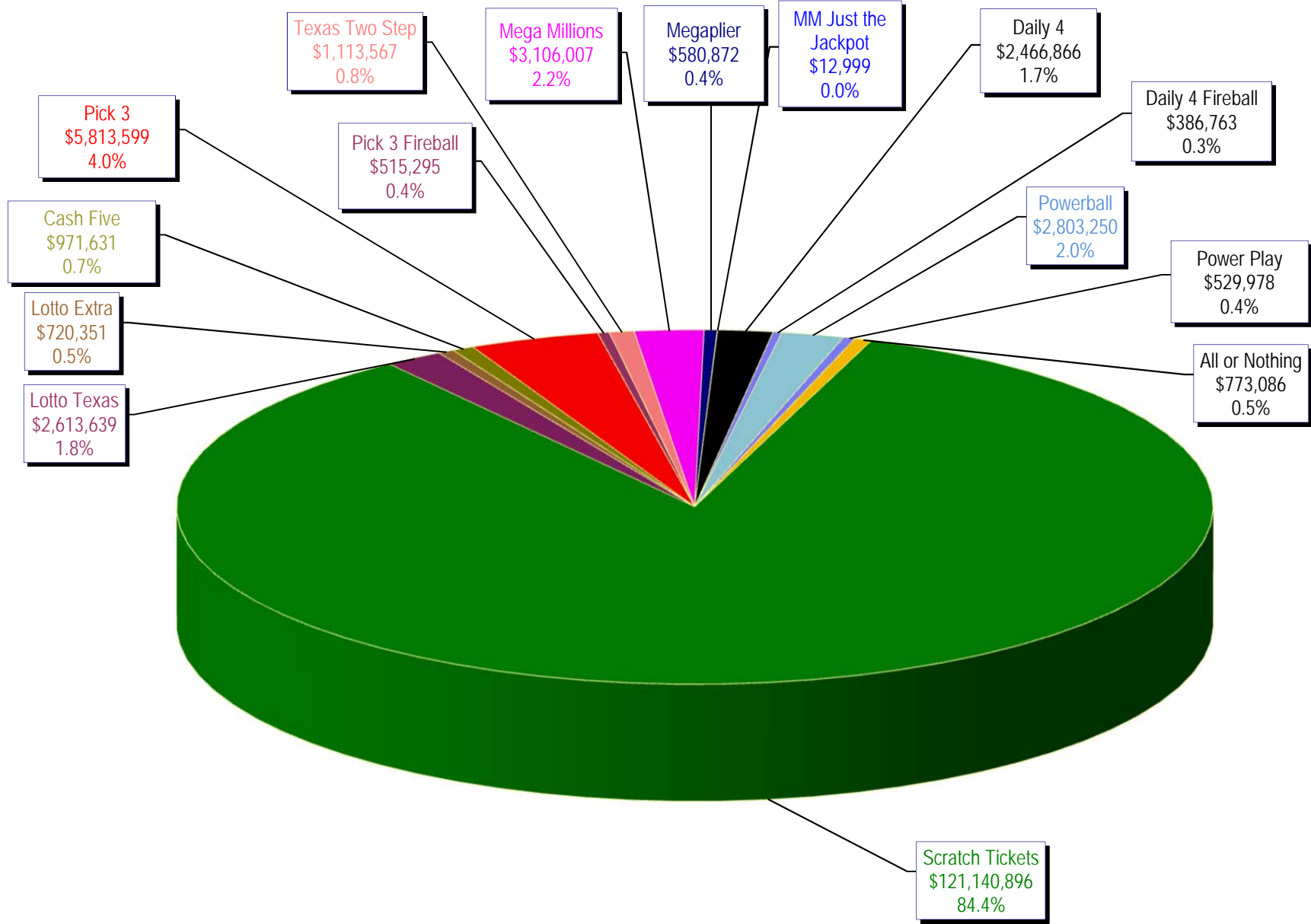


Note: Report is prepared on a Fiscal Year basis.

Texas Lottery Commission
Scratch Ticket Sales
For the week ending 7/04/2020
(Unaudited)



Texas Lottery Commission
All Game Sales
For the week ending 7/04/2020
(Unaudited)



Texas Lottery Commission - Weekly Sales Summary for FY 2020 (Unaudited)

Week Ended	Scratch Tickets	New Games & Dates	Lotto Texas	Jackpot W	S	Lotto Extra	Pick 3	Pick 3 Fireball	Cash Five	Texas Two Step	Jackpot M	TH	Mega Millions	Jackpot T	F	Megaplier	MM Just the Jackpot	Daily 4	Daily 4 Fireball	Powerball	Jackpot W	S	Power Play	All or Nothing	Total	Per Cap.
9/7/2019	87,955,988	2170 (\$1.N); 2174 (\$2.N); 2171 (\$5.N); 2172 (\$10.N); 2173 (\$30.N) - 9/03/19	2,463,355	19	19.75	623,678	4,610,092	326,470	851,400	934,536	200	225	3,629,235	127	139	614,151	14,994	2,051,828	256,852	2,896,640	80	40	523,634	650,552	108,403,404	3.78
9/14/2019	89,240,373	0	2,542,560	20.5	21.5	644,065	4,681,501	329,663	854,084	1,001,967	325	200	4,096,548	154	172	682,163	16,989	2,127,861	281,112	2,865,932	50	60	519,721	657,440	110,541,978	3.85
9/21/2019	88,068,469	2175 (\$5.N); 2167 (\$10.N) - 9/16/2019	2,511,936	22.5	23	643,970	4,505,157	323,215	829,379	996,053	225	325	4,415,710	192	211	721,278	18,618	2,102,471	280,874	2,917,494	70	80	523,500	636,512	109,494,636	3.81
9/28/2019	86,745,066	0	2,221,908	23.75	5	565,543	4,524,891	332,447	839,246	908,905	200	225	3,621,478	227	40	608,135	14,304	2,101,007	282,123	2,715,540	40	50	487,764	639,676	106,608,033	3.71
10/5/2019	92,284,132	0	1,904,012	5.25	5.5	496,793	4,777,679	350,981	878,395	1,262,859	325	475	2,803,504	45	50	503,802	12,138	2,203,086	294,206	3,031,356	60	70	534,340	664,443	112,001,726	3.90
10/12/2019	88,490,099	2176 (\$1.N); 2161 (\$2.N); 2157 (\$5.N); 2144 (\$20.N) - 10/07/19	1,872,000	5.75	6	486,016	4,532,400	322,803	857,113	1,596,270	650	875	2,792,744	55	60	496,071	12,024	2,071,783	274,794	3,177,154	80	90	547,813	628,940	108,158,023	3.77
10/19/2019	89,190,486	0	1,894,938	6.25	6.5	494,595	4,480,023	308,466	855,352	948,050	200	225	2,916,140	65	71	515,205	12,459	2,076,917	273,730	3,666,712	100	110	617,961	643,788	108,894,821	3.79
10/26/2019	88,173,783	2179 (\$2.N); 2180 (\$5.N); 2181 (\$10.N); 2178 (\$20.N) - 10/21/19	1,887,214	6.75	7	491,776	4,330,691	302,024	841,889	982,726	350	200	3,008,022	82	93	526,263	12,411	2,034,582	264,114	3,746,010	120	130	624,329	629,742	107,855,575	3.76
11/2/2019	91,201,316	0	1,939,465	7.25	7.5	505,846	4,443,960	307,720	860,175	922,966	200	225	3,317,716	105	118	571,204	13,542	2,089,301	267,117	3,963,868	140	150	660,877	645,736	111,710,808	3.89
11/9/2019	92,978,873	2182 (\$1.N); 2183 (\$3.N); 2088 (\$5.N); 2224 (\$10.N) - 11/04/19	1,947,600	7.75	8	507,406	4,536,664	308,545	866,712	1,279,534	325	500	3,787,827	127	145	635,301	16,107	2,180,355	279,395	2,760,608	40	50	493,365	653,040	113,231,332	3.95
11/16/2019	89,685,517	0	1,931,220	8.25	8.5	502,150	4,403,483	303,594	845,808	1,113,479	675	200	4,063,942	163	178	668,754	16,422	2,099,897	274,171	2,808,148	60	70	500,170	641,476	109,858,231	3.83
11/23/2019	96,650,014	2185 (\$2.N); 2177 (\$5.N); 2186 (\$5.N); 2187 (\$10.N) - 11/18/19	1,958,197	8.75	9	510,987	4,510,968	329,681	847,645	1,052,688	225	325	4,712,360	192	208	757,272	19,407	2,158,995	301,078	3,031,019	80	90	532,389	650,352	118,023,052	4.11
11/30/2019	92,381,438	0	1,998,250	9.25	10	529,635	4,579,065	327,727	836,590	1,362,814	475	625	5,116,430	226	243	815,917	20,022	2,156,965	289,054	3,537,102	100	110	609,123	623,224	115,183,355	4.01
12/7/2019	99,556,606	2188 (\$1.N); 2001 (\$5.N); 2190 (\$50.N) - 12/02/19	2,104,875	10.25	11	550,313	4,743,433	342,898	881,628	1,889,315	825	1,050	5,768,374	266	285	902,944	22,806	2,176,205	295,124	3,753,582	120	130	637,133	658,498	124,283,734	4.33
12/14/2019	98,579,669	0	2,112,002	11.5	12	555,059	4,650,119	337,586	858,114	939,818	200	225	7,163,050	314	340	1,105,764	29,100	2,190,837	293,021	3,964,577	140	150	667,473	660,682	124,106,871	4.32
12/21/2019	101,628,893	2105 (\$1.N); 2115 (\$2.N); 2237 (\$5.N); 2073 (\$10.N) - 12/16/19	2,146,993	13	13.5	561,516	4,721,055	349,254	860,351	1,263,585	350	500	5,233,514	372	40	830,697	22,101	2,239,747	320,204	4,172,208	160	171	692,039	654,794	125,696,950	4.38
12/28/2019	108,533,892	0	2,195,334	14	14.8	570,280	4,640,727	330,682	862,014	950,415	200	225	3,100,986	45	50	540,789	12,039	2,227,258	297,738	4,763,126	183	200	769,166	652,106	130,446,551	4.54
1/4/2020	105,603,978	0	2,292,736	16	16.3	600,162	4,725,404	343,361	899,541	1,323,891	325	500	3,390,082	55	60	595,821	12,825	2,301,214	321,023	5,518,788	220	237	892,304	673,498	129,494,628	4.51
1/11/2020	102,317,060	2193 (\$1.N); 2194 (\$3.N); 2195 (\$5.N); 2196 (\$10.N); 2197 (\$20.N) - 1/06/2020	2,243,902	16.5	17	587,755	4,605,705	336,061	892,791	1,171,922	675	200	3,089,239	69	80	545,167	12,453	2,126,464	296,321	5,608,646	258	277	891,569	662,958	125,388,012	4.37
1/18/2020	103,309,252	0	2,090,773	17.5	5	549,050	4,525,933	321,148	885,077	932,663	200	225	3,394,208	91	103	587,551	12,567	2,079,921	282,501	6,573,058	296	321	1,029,591	667,348	127,240,641	4.43
1/25/2020	99,944,800	2198 (\$2.N); 2199 (\$5.N) - 1/20/2020	1,886,293	5.25	5.5	503,744	4,407,275	318,821	856,901	1,255,243	325	500	3,716,351	116	130	633,974	14,661	2,003,503	285,452	7,773,468	343	373	1,188,299	658,054	125,446,838	4.37
2/1/2020	104,739,453	0	1,941,379	5.75	6	518,788	4,614,537	343,371	876,630	1,773,268	675	875	4,057,357	141	155	684,249	15,213	2,096,319	304,485	6,171,258	394	40	974,555	667,562	129,778,423	4.52
2/8/2020	111,993,607	2200 (\$1.N); 2201 (\$5.N); 2202 (\$10.N); 2145 (\$20.N) - 2/03/2020	1,930,467	6.25	6.5	513,606	4,753,371	355,000	912,293	1,459,773	1,150	200	4,328,120	168	187	720,878	17,163	2,155,606	305,612	3,034,668	50	60	538,900	684,528	133,703,592	4.66
2/15/2020	108,712,863	0	1,931,864	6.75	7	514,636	4,562,658	342,877	895,346	1,136,956	225	350	3,645,055	202	40	617,533	13,374	2,069,472	291,730	2,963,276	70	40	528,600	680,802	128,907,041	4.49

Texas Lottery Commission - Weekly Sales Summary for FY 2020 (Unaudited)

Week Ended	Scratch Tickets	New Games & Dates	Lotto Texas	Jackpot W	Jackpot S	Lotto Extra	Pick 3	Pick 3 Fireball	Cash Five	Texas Two Step	Jackpot M	Jackpot TH	Mega Millions	Jackpot T	Jackpot F	Megaplier	MM Just the Jackpot	Daily 4	Daily 4 Fireball	Powerball	Jackpot W	Jackpot S	Power Play	All or Nothing	Total	Per Cap.
2/22/2020	105,386,919	2127 (\$2.N); 2168 (\$3.N); 2192 (\$5.N); 2241 (\$5.N) - 2/17/2020	1,949,390	7.25	7.5	519,406	4,535,518	334,096	889,419	1,469,082	500	675	2,780,886	45	50	499,838	11,478	2,072,265	286,877	3,015,264	50	60	537,617	675,100	124,963,155	4.35
2/29/2020	111,502,521	0	2,007,028	7.75	8	537,885	4,948,952	376,811	915,231	1,005,838	200	225	2,891,877	55	60	523,039	11,562	2,276,059	319,383	3,296,573	70	80	587,491	740,884	131,941,134	4.60
3/7/2020	118,172,204	2206 (\$1.N); 2207 (\$5.N); 2208 (\$10.N); 2245 (\$20.N) - 3/02/2020	2,029,226	8.25	8.5	545,664	5,140,002	392,619	920,426	1,069,464	350	200	3,013,513	65	70	541,623	12,387	2,300,602	321,286	3,627,054	90	100	632,550	743,489	139,462,109	4.86
3/14/2020	110,225,673	0	1,940,262	8.75	9	524,230	4,849,907	376,885	888,827	1,091,818	225	350	2,943,162	75	80	531,017	11,550	2,237,093	315,521	3,647,352	110	120	631,564	694,060	130,908,920	4.56
3/21/2020	100,753,932	2204 (\$2.N); 2211 (\$5.N); 2164 (\$5.N); 2209 (\$30.N) - 3/16/2020	1,788,934	9.25	9.5	487,285	4,584,678	357,570	837,815	1,017,218	500	200	2,729,216	90	96	495,152	10,740	2,088,759	296,124	3,398,802	130	140	594,439	648,690	120,089,354	4.18
3/28/2020	92,874,514	0	1,672,680	9.75	10	464,033	4,417,039	335,915	789,590	778,852	200	200	2,663,800	101	107	483,596	10,614	1,903,763	268,294	3,252,766	150	160	564,484	615,212	111,095,152	3.87
4/4/2020	97,875,268	0	1,683,534	10.25	10.5	466,460	4,580,346	358,691	802,756	784,053	200	225	2,701,924	113	121	490,797	11,730	1,939,288	277,109	3,300,236	170	180	576,826	634,479	116,483,497	4.06
4/11/2020	95,060,231	2212 (\$1.N); 2163 (\$3.N); 2213 (\$5.N); 2227 (\$50.N) - 4/06/2020	1,732,238	10.75	11	475,827	4,552,565	362,767	797,103	765,904	200	200	2,911,146	127	136	514,641	11,793	1,903,288	271,478	2,871,916	190	20	514,296	627,408	113,372,601	3.95
4/18/2020	111,984,645	0	1,852,241	11.5	12	516,242	5,280,867	451,462	861,304	842,956	200	225	3,435,450	145	159	600,516	14,151	2,215,259	327,635	2,356,274	22	24	448,050	705,968	131,893,019	4.60
4/25/2020	114,733,967	2214 (\$2.N); 2221 (\$5.N) - 4/20/2020	1,896,620	12.25	13	529,886	5,288,781	448,381	873,670	1,081,522	275	400	3,722,820	164	174	643,652	14,262	2,189,709	325,795	2,416,726	29	37	459,388	719,760	135,344,938	4.72
5/2/2020	122,883,938	2226 (\$10.N) - 5/01/2020	2,014,551	13.25	13.75	563,836	5,883,502	531,277	930,272	1,533,515	550	750	4,323,910	186	200	734,564	16,632	2,430,810	381,618	2,638,302	43	51	498,796	758,234	146,123,756	5.09
5/9/2020	124,659,093	2223 (\$10.N) - 5/04/2020	2,086,505	14.25	15	579,186	5,952,087	523,933	933,575	1,302,437	975	200	4,773,244	215	231	804,962	18,882	2,445,666	384,745	2,759,908	59	68	518,671	761,034	148,503,927	5.17
5/16/2020	126,618,315	0	2,118,498	15.25	16	592,533	5,726,459	494,425	924,615	1,035,408	225	325	5,133,786	248	266	868,777	20,388	2,337,923	355,303	2,887,172	77	86	545,864	775,734	150,435,199	5.24
5/23/2020	123,421,203	2222 (\$1.N); 2220 (\$2.N) - 5/18/2020	2,194,746	16.25	17.25	613,985	5,708,681	495,732	929,668	971,786	200	225	5,652,236	274	298	947,136	22,917	2,400,713	372,145	3,170,603	95	104	585,638	778,782	148,265,971	5.17
5/30/2020	121,587,798	0	2,223,079	17.5	18.25	623,512	5,647,747	490,440	919,900	1,301,053	350	500	6,325,246	313	336	1,052,995	23,832	2,383,909	371,766	3,422,252	114	125	627,486	761,538	147,762,552	5.15
6/6/2020	128,152,407	2216 (\$1.N); 2217 (\$5.N); 2218 (\$10.N); 2219 (\$20.N) - 6/01/2020	2,330,717	18.75	19.5	647,344	5,833,769	505,782	946,519	1,728,282	700	900	7,116,022	356	378	1,172,922	28,686	2,418,100	368,289	3,200,254	135	20	591,587	765,078	155,805,758	5.43
6/13/2020	124,337,803	0	2,501,568	20.75	21	684,834	5,641,977	479,089	930,472	980,854	200	225	5,498,342	410	20	939,304	21,603	2,394,464	365,746	2,626,918	22	20	498,530	761,918	148,663,421	5.18
6/20/2020	121,867,783	2215 (\$5.N); 2153 (\$10.N) - 6/15/2020	2,572,395	21.25	22	701,530	5,592,749	484,986	937,947	1,051,287	350	200	2,793,532	22	26	525,464	11,454	2,390,082	358,012	2,565,052	22	25	491,715	761,820	143,105,808	4.99
6/27/2020	120,777,685	2244 (\$10.N) - 6/22/2020	2,586,012	22.75	23.25	704,434	5,513,974	476,783	941,107	949,258	225	200	2,913,038	35	44	545,197	11,127	2,334,414	347,831	2,670,198	33	42	508,040	772,874	142,051,972	4.95
7/4/2020	121,140,896	0	2,613,639	23.50	24.50	720,351	5,813,599	515,295	971,631	1,113,567	225	350	3,106,007	53	62	580,872	12,999	2,466,866	386,763	2,803,250	51	60	529,978	773,086	143,548,798	5.00
weekly change	0.3%		1.1%			2.3%	5.4%	8.1%	3.2%	17.3%			6.6%			6.5%	16.8%	5.7%	11.2%	5.0%			4.3%	0.0%	1.1%	
	SALES		SALES			SALES	SALES	SALES	SALES	SALES			SALES	SALES	SALES	SALES	SALES	SALES	SALES	SALES	SALES	SALES	SALES	SALES	SALES	% of Sales
Calendar Year to date 2020	2,985,541,315		55,446,367			15,120,506	136,002,955	11,032,074	23,805,598	30,350,319			101,351,517	17,581,836	400,482	59,106,847	8,672,983	95,869,844	16,720,333	18,909,394	3,575,912,369	100.0%				
Fiscal Year to date 2020	4,611,982,422		91,743,136			24,525,832	215,359,984	16,687,327	38,686,321	50,333,850			172,597,149	29,376,947	692,526	96,250,614	13,613,539	155,341,110	26,927,625	30,160,899	5,574,279,280	100.0%				