



*WEEKLY SALES SUMMARY*

Unaudited

**Week Ending: 8/08/2020**

Texas Lottery Commission  
Fiscal Year to Date Sales Comparison  
Unaudited

Through the Week Ending: 8/08/2020 (49 weeks)

Sales by Game	FY 2018 *	FY 2019 **	FY 2020	\$ Change		% Change	
				FY 2020 to FY 2018	FY 2020 to FY 2019	FY 2020 to FY 2018	FY 2020 to FY 2019
Scratch Tickets	\$ 4,189,322,391	\$ 4,591,881,318	\$ 5,187,788,407	\$ 998,466,016	\$ 595,907,089	23.8%	13.0%
Lotto Texas	109,922,053	101,305,563	105,469,560	-4,452,493	4,163,997	-4.1%	4.1%
Lotto Extra	24,491,208	25,090,600	28,288,865	3,797,658	3,198,265	15.5%	12.7%
Pick 3	242,602,180	235,060,101	242,975,400	373,220	7,915,299	0.2%	3.4%
Pick 3 Sum It Up	4,828,077	3,278,564	-	-4,828,077	-3,278,564	-100.0%	-100.0%
Pick 3 Fireball	-	6,315,970	19,141,442	19,141,442	12,825,473	-	203.1%
Cash Five	40,228,428	43,733,834	43,447,651	3,219,223	-286,183	8.0%	-0.7%
Texas Two Step	54,244,778	57,739,954	56,714,134	2,469,356	-1,025,821	4.6%	-1.8%
Mega Millions	213,851,756	343,971,111	188,214,920	-25,636,836	-155,756,191	-12.0%	-45.3%
Megaplier	33,890,468	51,065,416	32,279,457	-1,611,011	-18,785,959	-4.8%	-36.8%
MM Just the Jackpot	1,541,079	1,518,632	759,459	-781,620	-759,173	-50.7%	-50.0%
Daily 4	102,256,903	105,647,306	108,248,798	5,991,895	2,601,492	5.9%	2.5%
Daily 4 Sum It Up	5,466,281	4,072,164	-	-5,466,281	-4,072,164	-100.0%	-100.0%
Daily 4 Fireball	-	4,536,912	15,558,885	15,558,885	11,021,973	-	242.9%
Powerball	243,686,075	286,667,755	172,614,956	-71,071,119	-114,052,799	-29.2%	-39.8%
Power Play	36,748,964	44,627,112	30,099,655	-6,649,309	-14,527,457	-18.1%	-32.6%
All or Nothing	27,772,354	29,942,974	33,956,497	6,184,143	4,013,523	22.3%	13.4%
Texas Triple Chance	10,660,617	-	-	-10,660,617	-	-100.0%	-
<b>Total</b>	<b>\$ 5,341,513,611</b>	<b>\$ 5,936,455,284</b>	<b>\$ 6,265,558,084</b>	<b>\$ 924,044,473</b>	<b>\$ 329,102,801</b>	<b>17.3%</b>	<b>5.5%</b>

\* 2 extra days

\*\* 1 extra day

**Texas Lottery Commission**  
**Fiscal Year Over Year Change in Sales**  
**Unaudited**  
**FY 2020 Compared to FY 2019**

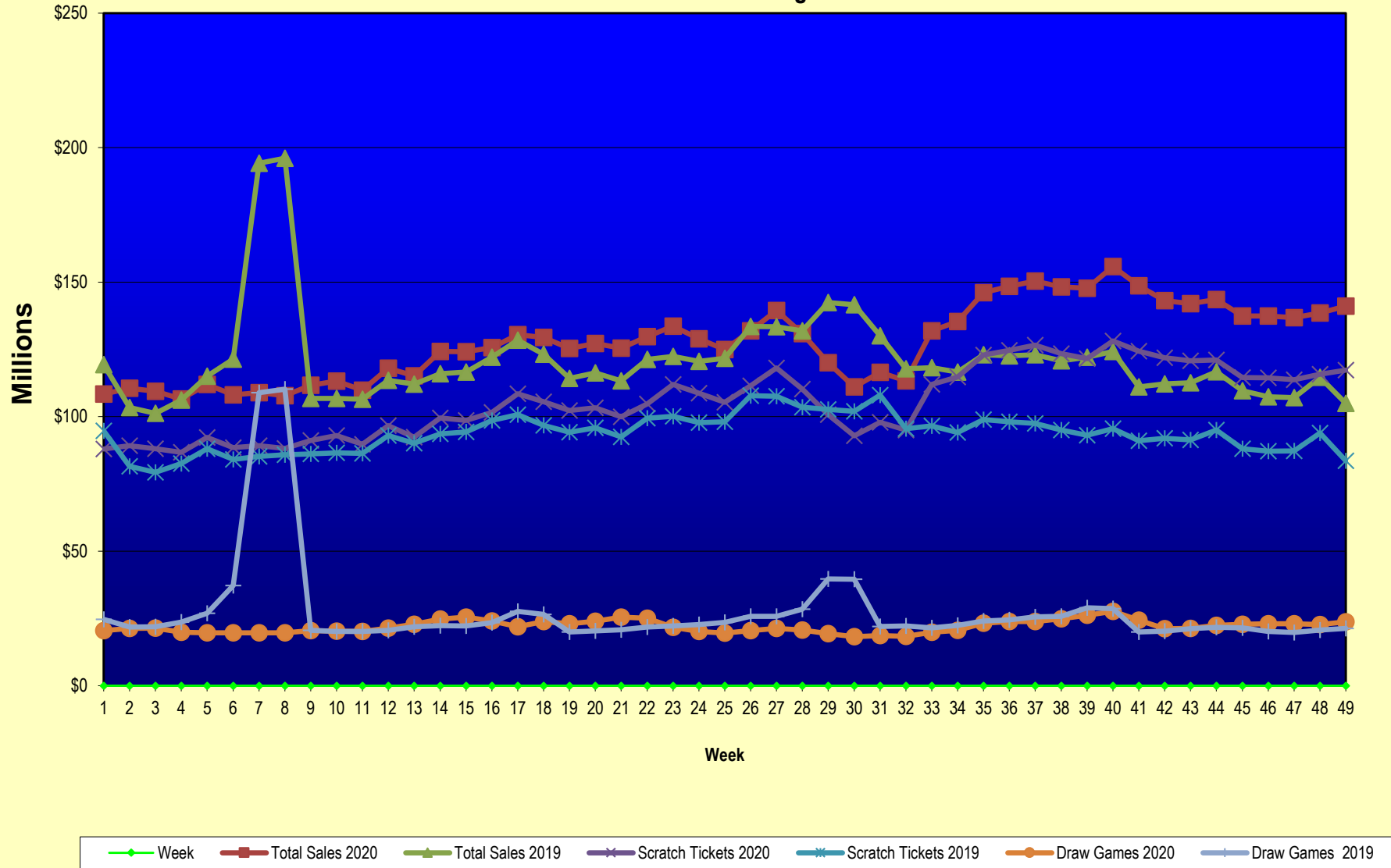
		SCRATCH TICKETS				DRAW GAMES				TOTAL SALES			
FY 2020		FY 2020	FY 2019	Difference	% change - Cumulative Sales	FY 2020	FY 2019	Difference	% change - Cumulative Sales	FY 2020	FY 2019	Difference	% change - Cumulative Sales
Week	Week Ending												
0	9/1/2019 *	\$0	\$12,926,096	(\$12,926,096)	-100.0%	\$0	\$3,821,956	(\$3,821,956)	-100.0%	\$0	\$16,748,052	(\$16,748,052)	-100.0%
1	9/7/2019	\$87,955,988	\$81,772,743	\$6,183,245	7.6%	\$20,447,416	\$20,825,823	(\$378,408)	-1.8%	\$108,403,404	\$102,598,566	\$5,804,838	5.7%
2	9/14/2019	\$89,240,373	\$81,586,926	\$7,653,447	9.4%	\$21,301,605	\$21,802,221	(\$500,616)	-2.3%	\$110,541,978	\$103,389,147	\$7,152,832	6.9%
3	9/21/2019	\$88,068,469	\$79,325,951	\$8,742,518	11.0%	\$21,426,167	\$21,902,455	(\$476,289)	-2.2%	\$109,494,636	\$101,228,406	\$8,266,230	8.2%
4	9/28/2019	\$86,745,066	\$82,536,917	\$4,208,149	5.1%	\$19,862,967	\$23,605,402	(\$3,742,436)	-15.9%	\$106,608,033	\$106,142,319	\$465,714	0.4%
5	10/5/2019	\$92,284,132	\$88,151,179	\$4,132,953	4.7%	\$19,717,594	\$26,948,231	(\$7,230,638)	-26.8%	\$112,001,726	\$115,099,410	(\$3,097,685)	-2.7%
6	10/12/2019	\$88,490,099	\$84,105,273	\$4,384,826	5.2%	\$19,667,924	\$37,244,326	(\$17,576,402)	-47.2%	\$108,158,023	\$121,349,599	(\$13,191,576)	-10.9%
7	10/19/2019	\$89,190,486	\$85,273,556	\$3,916,930	4.6%	\$19,704,335	\$108,923,671	(\$89,219,336)	-81.9%	\$108,894,821	\$194,197,227	(\$85,302,406)	-43.9%
8	10/26/2019	\$88,173,783	\$85,880,357	\$2,293,426	2.7%	\$19,681,792	\$110,213,688	(\$90,531,896)	-82.1%	\$107,855,575	\$196,094,045	(\$88,238,470)	-45.0%
9	11/2/2019	\$91,201,316	\$86,192,898	\$5,008,418	5.8%	\$20,509,492	\$20,631,386	(\$121,894)	-0.6%	\$111,710,808	\$106,824,284	\$4,886,524	4.6%
10	11/9/2019	\$92,978,873	\$86,588,097	\$6,390,776	7.4%	\$20,252,459	\$20,208,471	\$43,988	0.2%	\$110,231,332	\$106,796,568	\$6,434,764	6.0%
11	11/16/2019	\$89,685,517	\$86,350,350	\$3,335,167	3.9%	\$20,172,714	\$20,150,107	\$22,607	0.1%	\$109,858,231	\$106,500,457	\$3,357,774	3.2%
12	11/23/2019	\$96,650,014	\$93,003,550	\$3,646,464	3.9%	\$21,373,038	\$20,563,650	\$809,388	3.9%	\$118,023,052	\$113,567,200	\$4,455,852	3.9%
13	11/30/2019	\$92,381,438	\$90,189,151	\$2,192,287	2.4%	\$22,801,917	\$21,915,447	\$886,471	4.0%	\$115,183,355	\$112,104,598	\$3,078,758	2.7%
14	12/7/2019	\$99,556,606	\$93,653,679	\$5,902,927	6.3%	\$24,727,128	\$22,315,017	\$2,412,111	10.8%	\$124,283,734	\$115,968,696	\$8,315,038	7.2%
15	12/14/2019	\$98,579,669	\$94,362,031	\$4,217,638	4.5%	\$25,527,202	\$22,227,439	\$3,299,763	14.8%	\$124,106,871	\$116,589,470	\$7,517,401	6.4%
16	12/21/2019	\$101,628,893	\$98,643,679	\$2,985,214	3.0%	\$24,068,057	\$23,471,095	\$596,962	2.5%	\$125,696,950	\$122,114,774	\$3,582,176	2.9%
17	12/28/2019	\$108,533,892	\$100,776,586	\$7,757,306	7.7%	\$21,912,659	\$27,620,582	(\$5,707,923)	-20.7%	\$130,446,551	\$128,397,168	\$2,049,383	1.6%
18	1/4/2020	\$105,603,978	\$96,756,875	\$8,847,103	9.1%	\$23,890,650	\$26,488,734	(\$2,598,085)	-9.8%	\$129,494,628	\$123,245,609	\$6,249,019	5.1%
19	1/11/2020	\$102,317,060	\$94,240,501	\$8,076,559	8.6%	\$23,070,952	\$20,017,481	\$3,053,471	15.3%	\$125,388,012	\$114,257,982	\$11,130,030	9.7%
20	1/18/2020	\$103,309,252	\$95,883,210	\$7,426,042	7.7%	\$23,931,389	\$20,417,418	\$3,513,971	17.2%	\$127,240,641	\$116,300,628	\$10,940,013	9.4%
21	1/25/2020	\$99,944,800	\$92,508,785	\$7,436,015	8.0%	\$25,502,038	\$20,805,540	\$4,696,498	22.6%	\$125,446,838	\$113,314,325	\$12,132,513	10.7%
22	2/1/2020	\$104,739,453	\$99,395,374	\$5,344,079	5.4%	\$25,038,970	\$21,861,304	\$3,177,666	14.5%	\$129,778,423	\$121,256,678	\$8,521,745	7.0%
23	2/8/2020	\$111,993,607	\$100,194,742	\$11,798,865	11.8%	\$21,709,985	\$22,271,273	(\$561,289)	-2.5%	\$133,703,592	\$122,466,015	\$11,237,577	9.2%
24	2/15/2020	\$108,712,863	\$97,809,579	\$10,903,284	11.1%	\$20,194,178	\$22,769,937	(\$2,575,759)	-11.3%	\$128,907,041	\$120,579,516	\$8,327,526	6.9%
25	2/22/2020	\$105,386,919	\$98,109,529	\$7,277,390	7.4%	\$19,576,236	\$23,561,394	(\$3,985,158)	-16.9%	\$124,963,155	\$121,670,923	\$3,292,232	2.7%
26	2/29/2020	\$111,502,521	\$107,789,448	\$3,713,073	3.4%	\$20,438,613	\$25,783,851	(\$5,345,238)	-20.7%	\$131,941,134	\$133,573,299	(\$1,632,165)	-1.2%
27	3/7/2020	\$118,172,204	\$107,638,489	\$10,533,715	9.8%	\$21,289,905	\$25,788,457	(\$4,498,553)	-17.4%	\$139,462,109	\$133,426,946	\$6,035,163	4.5%
28	3/14/2020	\$110,225,673	\$103,505,631	\$6,720,042	6.5%	\$20,683,247	\$28,450,899	(\$7,767,653)	-27.3%	\$130,908,920	\$131,956,530	(\$1,047,611)	-0.8%
29	3/21/2020	\$100,753,932	\$102,743,578	(\$1,989,646)	-1.9%	\$19,335,422	\$39,655,839	(\$20,320,418)	-51.2%	\$120,089,354	\$142,399,417	(\$22,310,064)	-15.7%
30	3/28/2020	\$92,874,514	\$101,962,497	(\$9,087,983)	-8.9%	\$18,220,638	\$39,622,235	(\$21,401,597)	-54.0%	\$111,095,152	\$141,584,732	(\$30,489,580)	-21.5%
31	4/4/2020	\$97,875,268	\$108,027,193	(\$10,151,925)	-9.4%	\$18,608,229	\$22,055,909	(\$3,447,680)	-15.6%	\$116,483,497	\$130,083,102	(\$13,599,605)	-10.5%
32	4/11/2020	\$95,060,231	\$95,519,291	(\$459,060)	-0.5%	\$18,312,370	\$22,273,435	(\$3,961,066)	-17.8%	\$113,372,601	\$117,792,726	(\$4,420,126)	-3.8%
33	4/18/2020	\$111,984,645	\$96,626,009	\$15,358,636	15.9%	\$19,908,374	\$21,555,432	(\$1,647,058)	-7.6%	\$131,893,019	\$118,181,441	\$13,711,578	11.6%
34	4/25/2020	\$114,733,967	\$94,173,516	\$20,560,451	21.8%	\$20,610,971	\$22,457,323	(\$1,846,353)	-8.2%	\$135,344,938	\$116,630,839	\$18,714,099	16.0%
35	5/2/2020	\$122,883,938	\$98,922,903	\$23,961,035	24.2%	\$23,239,818	\$24,077,148	(\$837,330)	-3.5%	\$146,123,756	\$123,000,051	\$23,123,705	18.8%
36	5/9/2020	\$124,659,093	\$98,100,773	\$26,558,320	27.1%	\$23,844,834	\$24,483,034	(\$638,200)	-2.6%	\$148,503,927	\$122,583,807	\$25,920,121	21.1%
37	5/16/2020	\$126,618,315	\$97,446,556	\$29,171,759	29.9%	\$23,816,884	\$25,635,001	(\$1,818,117)	-7.1%	\$150,435,199	\$123,081,557	\$27,353,642	22.2%
38	5/23/2020	\$123,421,203	\$95,017,012	\$28,404,191	29.9%	\$24,844,768	\$25,757,103	(\$912,336)	-3.5%	\$148,265,971	\$120,774,115	\$27,491,856	22.8%
39	5/30/2020	\$121,587,798	\$93,135,460	\$28,452,338	30.5%	\$26,174,754	\$28,949,861	(\$2,775,107)	-9.6%	\$147,762,552	\$122,085,321	\$25,677,232	21.0%
40	6/6/2020	\$128,152,407	\$95,550,589	\$32,601,818	34.1%	\$27,653,351	\$28,677,710	(\$1,024,359)	-3.6%	\$155,805,758	\$124,228,299	\$31,577,459	25.4%
41	6/13/2020	\$124,337,803	\$91,097,175	\$33,240,628	36.5%	\$24,325,618	\$19,960,824	\$4,364,795	21.9%	\$148,663,421	\$111,057,999	\$37,605,423	33.9%

**Texas Lottery Commission**  
**Fiscal Year Over Year Change in Sales**  
**Unaudited**  
**FY 2020 Compared to FY 2019**

		SCRATCH TICKETS				DRAW GAMES				TOTAL SALES			
FY 2020		FY 2020	FY 2019	Difference	% change - Cumulative Sales	FY 2020	FY 2019	Difference	% change - Cumulative Sales	FY 2020	FY 2019	Difference	% change - Cumulative Sales
Week	Week Ending												
42	6/20/2020	\$121,867,783	\$91,975,956	\$29,891,827	32.5%	\$21,238,025	\$20,250,852	\$987,173	4.9%	\$143,105,808	\$112,226,808	\$30,879,000	27.5%
43	6/27/2020	\$120,777,685	\$91,357,210	\$29,420,475	32.2%	\$21,274,287	\$21,213,490	\$60,797	0.3%	\$142,051,972	\$112,570,700	\$29,481,272	26.2%
44	7/4/2020	\$121,140,896	\$95,016,312	\$26,124,584	27.5%	\$22,407,902	\$21,713,483	\$694,419	3.2%	\$143,548,798	\$116,729,795	\$26,819,003	23.0%
45	7/11/2020	\$114,591,206	\$88,063,310	\$26,527,896	30.1%	\$22,821,511	\$21,557,657	\$1,263,854	5.9%	\$137,412,717	\$109,620,967	\$27,791,750	25.4%
46	7/18/2020	\$114,444,652	\$87,201,706	\$27,242,946	31.2%	\$23,021,475	\$20,220,185	\$2,801,290	13.9%	\$137,466,127	\$107,421,891	\$30,044,236	28.0%
47	7/25/2020	\$113,701,030	\$87,277,696	\$26,423,334	30.3%	\$23,085,273	\$19,796,677	\$3,288,597	16.6%	\$136,786,303	\$107,074,373	\$29,711,931	27.7%
48	8/1/2020	\$115,767,821	\$93,889,817	\$21,878,004	23.3%	\$22,752,584	\$20,730,767	\$2,021,817	9.8%	\$138,520,405	\$114,620,584	\$23,899,821	20.9%
49	8/8/2020	\$117,301,276	\$83,625,577	\$33,675,699	40.3%	\$23,791,977	\$21,322,757	\$2,469,220	11.6%	\$141,093,253	\$104,948,334	\$36,144,919	34.4%
50	8/15/2020		\$83,452,345				\$21,899,595				\$105,351,940		
51	8/22/2020		\$83,455,219				\$19,216,693				\$102,671,912		
52	8/29/2020		\$86,797,637				\$20,201,879				\$106,999,516		
	8/31/2020**		\$0										
Total thru Current Week		\$5,187,788,407	\$4,591,881,318	\$595,907,089	13.0%	\$1,077,769,677	\$1,344,573,966	(\$266,804,289)	-19.8%	\$6,265,558,084	\$5,936,455,284	\$329,102,801	5.5%
Fiscal Year Total		\$5,187,788,407	\$4,845,586,519			\$1,077,769,677	\$1,405,892,132			\$6,265,558,084	\$6,251,478,651		

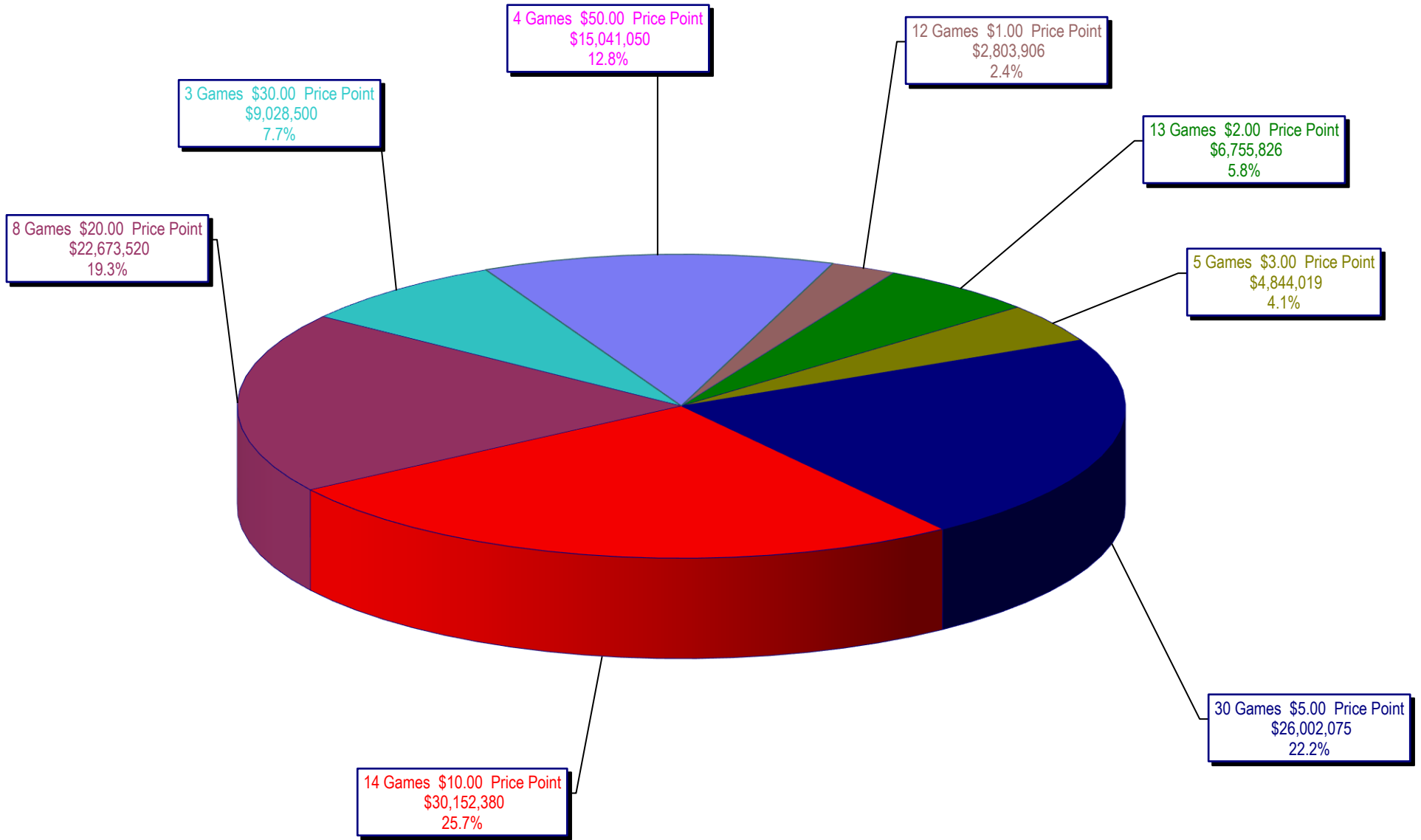
\* FY 19 includes 1 day  
\*\* FY 20 includes 2 days

### Texas Lottery Commission Fiscal Year Over Year Change in Sales

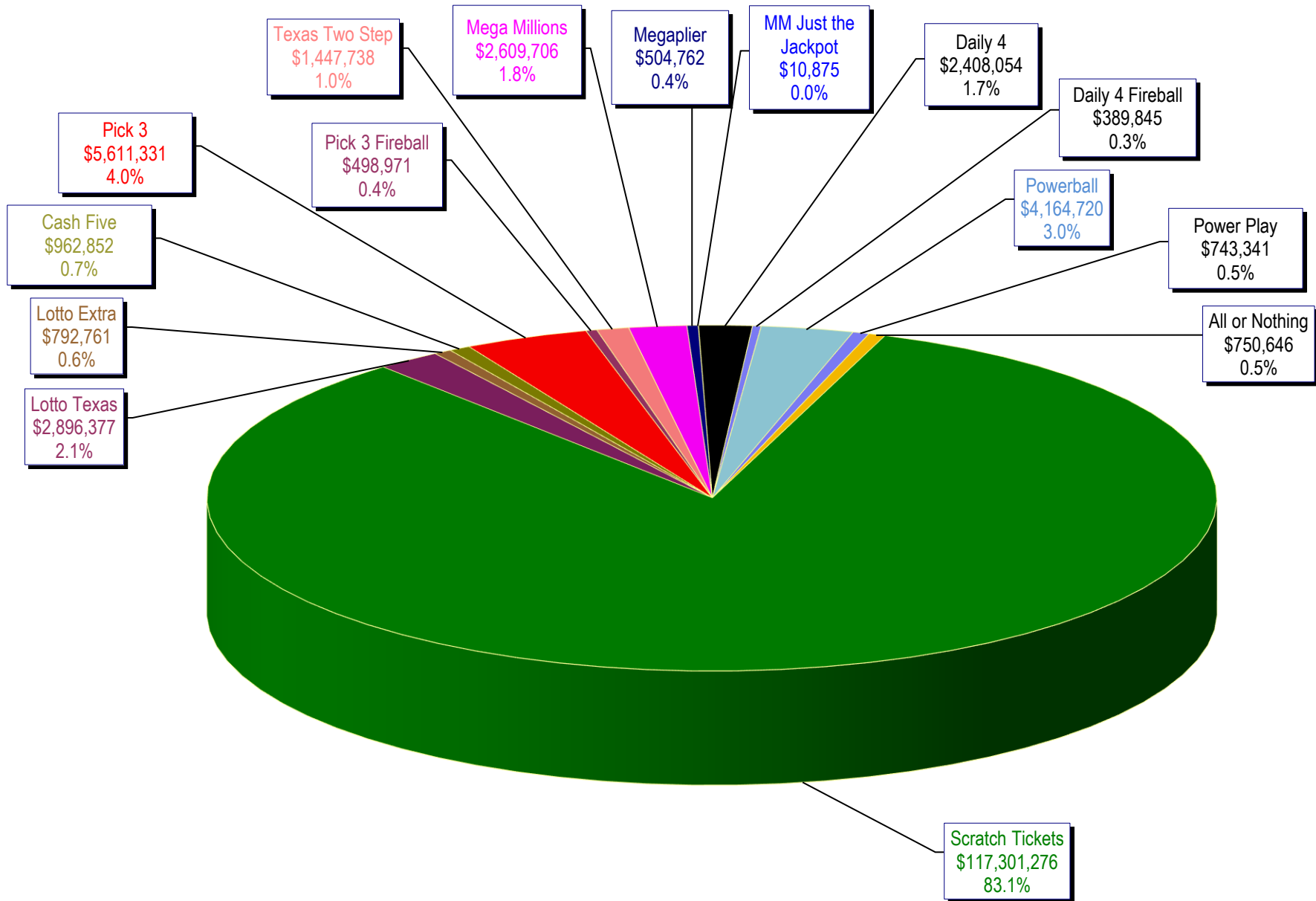


Note: Report is prepared on a Fiscal Year basis.

Texas Lottery Commission  
Scratch Ticket Sales  
For the week ending 8/08/2020  
(Unaudited)



**Texas Lottery Commission**  
**All Game Sales**  
For the week ending 8/08/2020  
(Unaudited)



Week Ended	Scratch Tickets	New Games & Dates	Lotto Texas	Jackpot W S	Lotto Extra	Pick 3	Pick 3 Fireball	Cash Five	Texas Two Step	Jackpot M TH	Mega Millions	Jackpot T F	Megaplier	MM Just the Jackpot	Daily 4	Daily 4 Fireball	Powerball	Jackpot W S	Power Play	All or Nothing	Total	Per Cap.
9/7/2019	87,955,988	2170 (\$1.N); 2174 (\$2.N); 2171 (\$5.N); 2172 (\$10.N); 2173 (\$30.N) - 9/09/19	2,463,355	19 19.75	623,678	4,610,092	326,470	851,400	934,536	200 225	3,629,235	127 139	614,151	14,904	2,051,828	256,852	2,896,640	80 40	523,634	650,552	108,403,404	3.78
9/14/2019	89,240,373	0	2,542,560	20.5 21.5	644,065	4,681,501	329,663	854,084	1,001,967	325 200	4,096,548	154 172	682,163	16,989	2,127,861	281,112	2,865,932	50 60	519,721	657,440	110,541,978	3.85
9/21/2019	88,068,469	2175 (\$5.N); 2167 (\$10.N) - 9/16/2019	2,511,936	22.5 23	643,970	4,505,157	323,215	829,379	996,053	225 325	4,415,710	192 211	721,278	18,618	2,102,471	280,874	2,917,494	70 80	523,500	636,512	109,494,636	3.81
9/28/2019	86,745,066	0	2,221,908	23.75 5	565,543	4,524,891	332,447	839,246	908,905	200 225	3,621,478	227 40	608,135	14,304	2,101,007	282,123	2,715,540	40 50	487,764	639,676	106,608,033	3.71
10/5/2019	92,284,132	0	1,904,012	5.25 5.5	496,793	4,777,679	350,981	878,395	1,262,859	325 475	2,803,504	45 50	503,802	12,138	2,203,086	294,206	3,031,356	60 70	534,340	664,443	112,001,726	3.90
10/12/2019	88,490,099	2176 (\$1.N); 2161 (\$2.N); 2157 (\$5.N); 2144 (\$20.N) - 10/07/19	1,872,000	5.75 6	486,016	4,532,400	322,803	857,113	1,596,270	650 875	2,792,744	55 60	496,071	12,024	2,071,783	274,794	3,177,154	80 90	547,813	628,940	108,158,023	3.77
10/19/2019	89,190,486	0	1,894,938	6.25 6.5	494,595	4,480,023	308,466	855,352	948,050	200 225	2,916,140	65 71	515,205	12,459	2,076,917	273,730	3,666,712	100 110	617,961	643,788	108,894,821	3.79
10/26/2019	88,173,783	2179 (\$2.N); 2180 (\$5.N); 2181 (\$10.N); 2178 (\$20.N) - 10/21/19	1,887,214	6.75 7	491,776	4,330,691	302,024	841,889	982,726	350 200	3,008,022	82 93	526,263	12,411	2,034,582	264,114	3,746,010	120 130	624,329	629,742	107,855,575	3.76
11/2/2019	91,201,316	0	1,939,465	7.25 7.5	505,846	4,443,960	307,720	860,175	922,966	200 225	3,317,716	105 118	571,204	13,542	2,089,301	267,117	3,963,868	140 150	660,877	645,736	111,710,808	3.89
11/9/2019	92,978,873	2182 (\$1.N); 2183 (\$3.N); 2088 (\$5.N); 2224 (\$10.N) - 11/04/19	1,947,600	7.75 8	507,406	4,536,664	308,545	866,712	1,279,534	325 500	3,787,827	127 145	635,301	16,107	2,180,355	279,395	2,760,608	40 50	493,365	653,040	113,231,332	3.95
11/16/2019	89,685,517	0	1,931,220	8.25 8.5	502,150	4,403,483	303,594	845,808	1,113,479	675 200	4,063,942	163 178	668,754	16,422	2,099,897	274,171	2,808,148	60 70	500,170	641,476	109,858,231	3.83
11/23/2019	96,650,014	2185 (\$2.N); 2177 (\$5.N); 2186 (\$5.N); 2187 (\$10.N) - 11/18/19	1,958,197	8.75 9	510,987	4,510,968	329,681	847,645	1,052,688	225 325	4,712,360	192 208	757,272	19,407	2,158,995	301,078	3,031,019	80 90	532,389	650,352	118,023,052	4.11
11/30/2019	92,381,438	0	1,998,250	9.25 10	529,635	4,579,065	327,727	836,590	1,362,814	475 625	5,116,430	226 243	815,917	20,022	2,156,965	289,054	3,537,102	100 110	609,123	623,224	115,183,355	4.01
12/7/2019	99,556,606	2188 (\$1.N); 2001 (\$5.N); 2190 (\$50.N) - 12/02/19	2,104,875	10.25 11	550,313	4,743,433	342,898	881,628	1,889,315	825 1,050	5,768,374	266 285	902,944	22,806	2,176,205	295,124	3,753,582	120 130	637,133	658,498	124,283,734	4.33
12/14/2019	98,579,669	0	2,112,002	11.5 12	555,059	4,650,119	337,586	858,114	939,818	200 225	7,163,050	314 340	1,105,764	29,100	2,190,837	293,021	3,964,577	140 150	667,473	660,682	124,106,871	4.32
12/21/2019	101,628,893	2105 (\$1.N); 2115 (\$2.N); 2237 (\$5.N); 2073 (\$10.N) - 12/16/19	2,146,993	13 13.5	561,516	4,721,055	349,254	860,351	1,263,595	350 500	5,233,514	372 40	830,697	22,101	2,239,747	320,204	4,172,208	160 171	692,039	654,794	125,696,950	4.38
12/28/2019	108,533,892	0	2,195,334	14 14.8	570,280	4,640,727	330,682	862,014	950,415	200 225	3,100,986	45 50	540,789	12,039	2,227,258	297,738	4,763,126	183 200	769,166	652,106	130,446,551	4.54
1/4/2020	105,603,978	0	2,292,736	16 16.3	600,162	4,725,404	343,361	899,541	1,323,891	325 500	3,390,082	55 60	595,821	12,825	2,301,214	321,023	5,518,788	220 237	892,304	673,498	129,494,628	4.51
1/11/2020	102,317,060	2193 (\$1.N); 2194 (\$3.N); 2195 (\$5.N); 2196 (\$10.N); 2197 (\$20.N) - 1/06/2020	2,243,902	16.5 17	587,755	4,605,705	336,061	892,791	1,171,922	675 200	3,089,239	69 80	545,167	12,453	2,126,464	296,321	5,608,646	258 277	891,569	662,958	125,388,012	4.37
1/18/2020	103,309,252	0	2,090,773	17.5 5	549,050	4,525,933	321,148	885,077	932,663	200 225	3,394,208	91 103	587,551	12,567	2,079,921	282,501	6,573,058	296 321	1,029,591	667,348	127,240,641	4.43
1/25/2020	99,944,800	2198 (\$2.N); 2199 (\$5.N) - 1/20/2020	1,886,293	5.25 5.5	503,744	4,407,275	318,821	856,901	1,255,243	325 500	3,716,351	116 130	633,974	14,661	2,003,503	285,452	7,773,468	343 373	1,188,299	658,054	125,446,838	4.37
2/1/2020	104,739,453	0	1,941,379	5.75 6	518,788	4,614,537	343,371	876,630	1,773,268	675 875	4,057,357	141 155	684,249	15,213	2,096,319	304,485	6,171,258	394 40	974,555	667,562	129,778,423	4.52
2/8/2020	111,993,607	2200 (\$1.N); 2201 (\$5.N); 2202 (\$10.N); 2145 (\$20.N) - 2/03/2020	1,830,467	6.25 6.5	513,606	4,753,371	355,000	912,293	1,459,773	1,150 200	4,328,120	168 187	720,878	17,163	2,155,606	305,612	3,034,668	50 60	538,900	684,528	133,703,592	4.66
2/15/2020	108,712,863	0	1,931,864	6.75 7	514,636	4,562,658	342,877	895,346	1,136,956	225 350	3,645,055	202 40	617,533	13,374	2,069,472	291,730	2,963,276	70 40	528,600	680,802	128,907,041	4.49
2/22/2020	105,386,919	2127 (\$2.N); 2168 (\$3.N); 2192 (\$5.N); 2241 (\$5.N) - 2/17/2020	1,949,390	7.25 7.5	519,406	4,535,518	334,096	889,419	1,469,082	500 675	2,780,886	45 50	499,838	11,478	2,072,265	286,877	3,015,264	50 60	537,617	675,100	124,963,155	4.35
2/29/2020	111,502,521	0	2,007,028	7.75 8	537,885	4,948,952	376,811	915,231	1,006,638	200 225	2,891,877	55 60	523,039	11,562	2,278,059	319,383	3,296,673	70 80	587,491	740,884	131,941,134	4.60



Week Ended	Scratch Tickets	New Games & Dates	Lotto Texas	Jackpot W	S	Lotto Extra	Pick 3	Pick 3 Fireball	Cash Five	Texas Two Step	Jackpot M	TH	Mega Millions	Jackpot T	F	Megaplier	MM Just the Jackpot	Daily 4	Daily 4 Fireball	Powerball	Jackpot W	S	Power Play	All or Nothing	Total	Per Cap.	
3/7/2020	118,172,204	2206 (\$1.N); 2207 (\$5.N); 2208 (\$10.N); 2245 (\$20.N) - 3/02/2020	2,029,226	8.25	8.5	545,664	5,140,002	392,619	920,426	1,069,464	350	200	3,013,513	65	70	541,623	12,387	2,300,602	321,286	3,627,054	90	100	632,550	743,489	139,462,109	4.86	
3/14/2020	110,225,673	0	1,940,262	8.75	9	524,230	4,849,907	376,885	888,827	1,091,818	225	350	2,943,162	75	80	531,017	11,550	2,237,093	315,521	3,647,352	110	120	631,564	694,060	130,908,920	4.56	
3/21/2020	100,753,932	2204 (\$2.N); 2211 (\$5.N); 2164 (\$5.N); 2209 (\$30.N) - 3/16/2020	1,788,934	9.25	9.5	487,285	4,584,678	357,570	837,815	1,017,218	500	200	2,729,216	90	96	495,152	10,740	2,088,759	296,124	3,398,802	130	140	594,439	648,690	120,089,354	4.18	
3/28/2020	92,874,514	0	1,672,680	9.75	10	464,033	4,417,039	335,915	789,590	778,852	200	200	2,663,800	101	107	483,596	10,614	1,903,763	268,294	3,252,766	150	160	564,484	615,212	111,095,152	3.87	
4/4/2020	97,875,268	0	1,683,534	10.25	10.5	466,460	4,590,346	358,691	802,756	784,053	200	225	2,701,924	113	121	490,797	11,730	1,939,288	277,109	3,300,236	170	180	576,826	634,479	116,483,497	4.06	
4/11/2020	95,060,231	2212 (\$1.N); 2163 (\$3.N); 2213 (\$5.N); 2227 (\$50.N) - 4/06/2020	1,732,238	10.75	11	475,827	4,552,565	362,767	797,103	765,904	200	200	2,911,146	127	136	514,641	11,793	1,903,288	271,478	2,871,916	190	20	514,296	627,408	113,372,601	3.95	
4/18/2020	111,984,645	0	1,852,241	11.5	12	516,242	5,290,867	451,462	861,304	842,956	200	225	3,435,450	145	159	600,516	14,151	2,215,259	327,635	2,356,274	22	24	448,050	705,968	131,893,019	4.60	
4/25/2020	114,733,967	2214 (\$2.N); 2221 (\$5.N) - 4/20/2020	1,896,620	12.25	13	529,886	5,288,781	448,381	873,670	1,081,522	275	400	3,722,820	164	174	643,652	14,262	2,189,709	325,795	2,416,726	29	37	459,388	719,760	135,344,938	4.72	
5/2/2020	122,883,938	2226 (\$10.N) - 5/01/2020	2,014,551	13.25	13.75	563,836	5,883,502	531,277	930,272	1,533,515	550	750	4,323,910	186	200	734,564	16,632	2,430,810	381,618	2,638,302	43	51	498,796	758,234	146,123,756	5.09	
5/9/2020	124,659,093	2223 (\$10.N) - 5/04/2020	2,086,505	14.25	15	579,186	5,952,087	523,933	933,575	1,302,437	975	200	4,773,244	215	231	804,962	18,882	2,445,666	384,745	2,759,908	59	68	518,671	761,034	148,503,927	5.17	
5/16/2020	126,618,315	0	2,118,498	15.25	16	592,533	5,726,459	494,425	924,615	1,035,408	225	325	5,133,786	248	266	868,777	20,388	2,337,923	355,303	2,887,172	77	86	545,864	775,734	150,435,199	5.24	
5/23/2020	123,421,203	2222 (\$1.N); 2220 (\$2.N) - 5/18/2020	2,194,746	16.25	17.25	613,985	5,708,681	495,732	929,668	971,786	200	225	5,652,236	274	298	947,136	22,917	2,400,713	372,145	3,170,603	95	104	585,638	778,782	148,265,971	5.17	
5/30/2020	121,587,798	0	2,223,079	17.5	18.25	623,512	5,647,747	490,440	919,900	1,301,053	350	500	6,325,246	313	336	1,052,995	23,832	2,383,909	371,766	3,422,252	114	125	627,486	761,538	147,762,552	5.15	
6/6/2020	128,152,407	2216 (\$1.N); 2217 (\$5.N); 2218 (\$10.N); 2219 (\$20.N) - 6/01/2020	2,330,717	18.75	19.5	647,344	5,833,769	505,782	946,519	1,728,282	700	900	7,116,022	356	378	1,172,922	28,686	2,418,100	368,289	3,200,254	135	20	591,587	765,078	155,805,758	5.43	
6/13/2020	124,337,803	0	2,501,568	20.75	21	684,834	5,641,977	479,089	930,472	980,854	200	225	5,498,342	410	20	939,304	21,603	2,394,464	365,746	2,626,918	22	20	498,530	761,918	148,663,421	5.18	
6/20/2020	121,867,783	2215 (\$5.N); 2153 (\$10.N) - 6/15/2020	2,572,395	21.25	22	701,530	5,592,749	484,986	937,947	1,051,287	350	200	2,793,532	22	26	525,464	11,454	2,390,082	358,012	2,565,052	22	25	491,715	761,820	143,105,808	4.99	
6/27/2020	120,777,685	2244 (\$10.N) - 6/22/2020	2,586,012	22.75	23.25	704,434	5,513,974	476,783	941,107	949,258	225	200	2,913,038	35	44	545,197	11,127	2,334,414	347,831	2,670,198	33	42	508,040	772,874	142,051,972	4.95	
7/4/2020	121,140,896	0	2,613,639	23.5	24.5	720,351	5,813,599	515,295	971,631	1,113,567	225	350	3,106,007	53	62	580,872	12,999	2,466,866	386,763	2,803,250	51	60	529,978	773,086	143,548,798	5.00	
7/11/2020	114,591,206	2228 (\$1.N); 2229 (\$5.N); 2128 (\$5.N) - 7/06/2020	2,621,820	25	25.5	718,680	5,597,654	491,903	954,765	1,632,160	500	700	3,222,526	73	83	594,026	14,091	2,411,213	368,729	2,891,296	69	79	545,660	756,988	137,412,717	4.79	
7/18/2020	114,444,652	2230 (\$2.N) - 7/13/2020	2,680,268	25.75	26.75	732,319	5,473,109	482,704	950,052	1,364,043	950	200	3,504,275	91	101	638,363	14,958	2,403,057	387,130	3,059,870	87	97	577,421	753,906	137,466,127	4.74	
7/25/2020	113,701,030	2062 (\$2.N); 2231 (\$5.N) - 7/20/2020	2,715,154	27.25	27.75	746,094	5,411,068	479,251	940,574	953,163	225	200	3,687,074	113	124	664,303	15,729	2,360,134	388,547	3,340,854	106	117	618,779	764,550	136,786,303	4.72	
8/1/2020	115,767,821	0	2,812,805	28.5	29	773,179	5,522,255	501,288	953,087	983,180	200	225	2,594,190	20	22	501,056	11,280	2,415,726	411,096	3,817,106	126	137	686,829	789,508	138,520,405	4.78	
8/8/2020	117,301,276	2232 (\$1.N); 2233 (\$5.N) - 8/03/2020	2,896,377	29.5	30.25	792,761	5,611,331	498,971	962,852	1,447,738	350	525	2,609,706	20	22	504,762	10,875	2,408,054	389,845	4,164,720	147	158	743,341	750,646	141,093,253	4.87	
weekly change	1.3%		3.0%		2.5%	1.6%	-0.5%		1.0%	47.3%			0.6%			0.7%	-3.6%		-0.3%		9.1%			8.2%		-2.5%	1.9%
<b>SALES</b>			<b>SALES</b>		<b>SALES</b>	<b>SALES</b>	<b>SALES</b>	<b>SALES</b>	<b>SALES</b>	<b>SALES</b>	<b>SALES</b>	<b>SALES</b>	<b>SALES</b>	<b>SALES</b>	<b>SALES</b>	<b>SALES</b>	<b>SALES</b>	<b>SALES</b>	<b>SALES</b>	<b>SALES</b>	<b>SALES</b>	<b>SALES</b>	<b>SALES</b>	<b>SALES</b>	<b>SALES</b>	<b>% of Sales</b>	
Calendar Year to date 2020	3,561,347,300		69,172,791		18,883,539	163,618,371	13,456,189	28,566,928	36,730,603		116,969,288		20,484,346	467,415	71,105,031	10,618,328	113,143,690		19,892,363	22,704,992		4,267,191,173		100.0%			
Fiscal Year to date 2020	5,187,788,407		105,469,560		28,288,865	242,975,400	19,141,442	43,447,651	56,714,134		188,214,920		32,279,457	759,459	108,248,798	15,558,885	172,614,956		30,099,655	33,966,497		6,265,558,084		100.0%			