



*SALES SUMMARY*

Unaudited

**Year Ending: 8/31/2021**

***Prepared: 9/14/2021***

**Texas Lottery Commission  
Fiscal Year to Date Sales Comparison  
Unaudited**

**Fiscal Year Totals (through 8/31/2021)**

Sales by Game	FY 2019	FY 2020	FY 2021	\$ Change		% Change	
				FY 2021 to FY 2019	FY 2021 to FY 2020	FY 2021 to FY 2019	FY 2021 to FY 2020
Scratch Tickets	\$ 4,845,586,519	\$ 5,555,813,386	\$ 6,616,975,019	\$ 1,771,388,500	\$ 1,061,161,633	36.6%	19.1%
Lotto Texas	108,301,965	115,619,713	128,969,550	20,667,585	13,349,837	19.1%	11.5%
Lotto Extra	26,844,505	31,058,720	38,287,597	11,443,092	7,228,877	42.6%	23.3%
Pick 3	248,491,608	259,533,484	284,908,979	36,417,372	25,375,496	14.7%	9.8%
Pick 3 Sum It Up	3,278,564	-	-	-3,278,564	-	-100.0%	-
Pick 3 Fireball	7,304,257	20,585,433	25,354,244	18,049,987	4,768,811	247.1%	23.2%
Cash Five	46,256,052	46,457,587	51,521,524	5,265,472	5,063,937	11.4%	10.9%
Texas Two Step	62,355,587	60,768,383	66,588,851	4,233,264	5,820,469	6.8%	9.6%
Mega Millions	353,304,785	197,147,017	323,909,286	-29,395,499	126,762,269	-8.3%	64.3%
Megaplier	52,678,334	33,969,086	55,378,819	2,700,485	21,409,733	5.1%	63.0%
MM Just the Jackpot	1,556,744	797,127	1,298,487	-258,257	501,360	-16.6%	62.9%
Daily 4	111,756,550	115,479,042	121,722,342	9,965,793	6,243,300	8.9%	5.4%
Daily 4 Sum It Up	4,072,164	-	-	-4,072,164	-	-100.0%	-
Daily 4 Fireball	5,300,463	16,718,299	20,125,099	14,824,636	3,406,800	279.7%	20.4%
Powerball	296,256,956	181,897,788	279,351,266	-16,905,690	97,453,478	-5.7%	53.6%
Power Play	46,296,117	31,864,904	48,877,533	2,581,416	17,012,629	5.6%	53.4%
All or Nothing	31,837,484	36,317,815	43,934,799	12,097,315	7,616,984	38.0%	21.0%
<b>Total</b>	<b>\$ 6,251,478,651</b>	<b>\$ 6,704,027,783</b>	<b>\$ 8,107,203,394</b>	<b>\$ 1,855,724,743</b>	<b>\$ 1,403,175,612</b>	<b>29.7%</b>	<b>20.9%</b>

**Texas Lottery Commission**  
**Fiscal Year Over Year Change in Sales**  
**Unaudited**  
**FY 2021 Compared to FY 2020**

		SCRATCH TICKETS				DRAW GAMES				TOTAL SALES							
FY 2021		FY 2020		% change - Cumulative Sales		FY 2021		FY 2020		% change - Cumulative Sales		FY 2021		FY 2020		% change - Cumulative Sales	
Week	Week Ending	FY 2021	FY 2020	Difference	% change - Cumulative Sales	FY 2021	FY 2020	Difference	% change - Cumulative Sales	FY 2021	FY 2020	Difference	% change - Cumulative Sales	FY 2021	FY 2020	Difference	% change - Cumulative Sales
1	9/5/2020*	\$88,381,162	\$87,955,988	\$425,174	0.5%	\$22,327,441	\$20,447,416	\$1,880,026	9.2%	\$110,708,603	\$108,403,404	\$2,305,200	2.1%				
2	9/12/2020	\$115,145,117	\$89,240,373	\$25,904,744	29.0%	\$25,865,986	\$21,301,605	\$4,564,381	21.4%	\$141,011,103	\$110,541,978	\$30,469,125	27.6%				
3	9/19/2020	\$117,098,316	\$88,068,469	\$29,029,847	33.0%	\$25,689,861	\$21,426,167	\$4,263,694	19.9%	\$142,788,177	\$109,494,636	\$33,293,541	30.4%				
4	9/26/2020	\$113,153,550	\$86,745,066	\$26,408,484	30.4%	\$24,320,273	\$19,862,967	\$4,457,307	22.4%	\$137,473,823	\$106,608,033	\$30,865,791	29.0%				
5	10/3/2020	\$114,375,276	\$92,284,132	\$22,091,144	23.9%	\$23,460,330	\$19,717,594	\$3,742,737	19.0%	\$137,835,606	\$112,001,726	\$25,833,881	23.1%				
6	10/10/2020	\$114,802,883	\$88,490,099	\$26,312,784	29.7%	\$21,716,732	\$19,667,924	\$2,048,809	10.4%	\$136,519,615	\$108,158,023	\$28,361,593	26.2%				
7	10/17/2020	\$113,280,669	\$89,190,486	\$24,090,183	27.0%	\$20,664,725	\$19,704,335	\$960,390	4.9%	\$133,945,394	\$108,894,821	\$25,050,573	23.0%				
8	10/24/2020	\$111,745,204	\$88,173,783	\$23,571,421	26.7%	\$21,165,208	\$19,681,792	\$1,483,416	7.5%	\$132,910,412	\$107,855,575	\$25,054,837	23.2%				
9	10/31/2020	\$111,272,152	\$91,201,316	\$20,070,836	22.0%	\$22,136,334	\$20,509,492	\$1,626,843	7.9%	\$133,408,486	\$111,710,808	\$21,697,679	19.4%				
10	11/7/2020	\$113,620,007	\$92,978,873	\$20,641,134	22.2%	\$22,606,708	\$20,252,459	\$2,354,250	11.6%	\$136,226,715	\$113,231,332	\$22,995,384	20.3%				
11	11/14/2020	\$109,577,081	\$89,685,517	\$19,891,564	22.2%	\$22,749,434	\$20,172,714	\$2,576,720	12.8%	\$132,326,515	\$109,858,231	\$22,468,284	20.5%				
12	11/21/2020	\$114,446,332	\$96,650,014	\$17,796,318	18.4%	\$23,397,417	\$21,373,038	\$2,024,380	9.5%	\$137,843,749	\$118,023,052	\$19,820,698	16.8%				
13	11/28/2020	\$106,113,701	\$92,381,438	\$13,732,263	14.9%	\$23,890,237	\$22,801,917	\$1,088,320	4.8%	\$130,003,938	\$115,183,355	\$14,820,583	12.9%				
14	12/5/2020	\$111,508,837	\$99,556,606	\$11,952,231	12.0%	\$26,132,516	\$24,727,128	\$1,405,389	5.7%	\$137,641,353	\$124,283,734	\$13,357,620	10.7%				
15	12/12/2020	\$111,156,442	\$98,579,669	\$12,576,773	12.8%	\$26,432,394	\$25,527,202	\$905,192	3.5%	\$137,588,836	\$124,106,871	\$13,481,965	10.9%				
16	12/19/2020	\$112,212,350	\$101,628,893	\$10,583,457	10.4%	\$27,895,989	\$24,068,057	\$3,827,932	15.9%	\$140,108,339	\$125,696,950	\$14,411,389	11.5%				
17	12/26/2020	\$119,456,586	\$108,533,892	\$10,922,694	10.1%	\$30,653,848	\$21,912,659	\$8,741,189	39.9%	\$150,110,434	\$130,446,551	\$19,663,883	15.1%				
18	1/2/2021	\$127,122,270	\$105,603,978	\$21,518,292	20.4%	\$38,528,413	\$23,890,650	\$14,637,764	61.3%	\$165,650,683	\$129,494,628	\$36,156,056	27.9%				
19	1/9/2021	\$133,494,933	\$102,317,060	\$31,177,873	30.5%	\$57,484,861	\$23,070,952	\$34,413,909	149.2%	\$190,979,794	\$125,388,012	\$65,591,782	52.3%				
20	1/16/2021	\$127,542,833	\$103,309,252	\$24,233,581	23.5%	\$87,788,743	\$23,931,389	\$63,857,355	266.8%	\$215,331,576	\$127,240,641	\$88,090,936	69.2%				
21	1/23/2021	\$130,328,004	\$99,944,800	\$30,383,204	30.4%	\$97,504,542	\$25,502,038	\$72,002,505	282.3%	\$227,832,546	\$125,446,838	\$102,385,709	81.6%				
22	1/30/2021	\$130,076,595	\$104,739,453	\$25,337,142	24.2%	\$24,692,518	\$25,038,970	(\$346,452)	-1.4%	\$154,769,113	\$129,778,423	\$24,990,690	19.3%				
23	2/6/2021	\$136,640,103	\$111,993,607	\$24,646,496	22.0%	\$24,693,211	\$21,709,985	\$2,983,227	13.7%	\$161,333,314	\$133,703,592	\$27,629,723	20.7%				
24	2/13/2021	\$124,939,795	\$108,712,863	\$16,226,932	14.9%	\$23,636,934	\$20,194,178	\$3,442,756	17.0%	\$148,576,729	\$128,907,041	\$19,669,688	15.3%				
25	2/20/2021	\$75,402,427	\$105,386,919	(\$29,984,492)	-28.5%	\$13,683,523	\$19,576,236	(\$5,892,713)	-30.1%	\$89,085,950	\$124,963,155	(\$35,877,205)	-28.7%				
26	2/27/2021	\$126,573,041	\$111,502,521	\$15,070,520	13.5%	\$23,389,855	\$20,438,613	\$2,951,242	14.4%	\$149,962,896	\$131,941,134	\$18,021,762	13.7%				
27	3/6/2021	\$133,200,697	\$118,172,204	\$15,028,493	12.7%	\$26,627,875	\$21,289,905	\$4,337,970	20.4%	\$158,828,572	\$139,462,109	\$19,366,463	13.9%				
28	3/13/2021	\$134,601,912	\$110,225,673	\$24,376,239	22.1%	\$26,650,604	\$20,683,247	\$5,967,358	28.9%	\$161,252,516	\$130,908,920	\$30,343,597	23.2%				
29	3/20/2021	\$153,635,044	\$100,753,932	\$52,881,112	52.5%	\$27,014,869	\$19,335,422	\$7,679,447	39.7%	\$180,649,913	\$120,089,354	\$60,560,559	50.4%				
30	3/27/2021	\$156,511,371	\$92,874,514	\$63,636,857	68.5%	\$27,238,714	\$18,220,638	\$9,018,077	49.5%	\$183,750,085	\$111,095,152	\$72,654,934	65.4%				
31	4/3/2021	\$158,758,180	\$97,875,268	\$60,882,912	62.2%	\$25,817,113	\$18,608,229	\$7,208,884	38.7%	\$184,575,293	\$116,483,497	\$68,091,796	58.5%				
32	4/10/2021	\$152,261,121	\$95,060,231	\$57,200,890	60.2%	\$25,896,084	\$18,312,370	\$7,583,715	41.4%	\$178,157,205	\$113,372,601	\$64,784,605	57.1%				
33	4/17/2021	\$149,946,632	\$111,984,645	\$37,961,987	33.9%	\$26,330,496	\$19,908,374	\$6,422,123	32.3%	\$176,277,128	\$131,893,019	\$44,384,110	33.7%				
34	4/24/2021	\$147,956,805	\$114,733,967	\$33,222,838	29.0%	\$26,462,493	\$20,610,971	\$5,851,522	28.4%	\$174,419,298	\$135,344,938	\$39,074,360	28.9%				
35	5/1/2021	\$149,268,466	\$122,883,938	\$26,384,528	21.5%	\$28,003,294	\$23,239,818	\$4,763,476	20.5%	\$177,271,760	\$146,123,756	\$31,148,004	21.3%				
36	5/8/2021	\$144,423,251	\$124,659,093	\$19,764,158	15.9%	\$29,055,332	\$23,844,834	\$5,210,498	21.9%	\$173,478,583	\$148,503,927	\$24,974,656	16.8%				
37	5/15/2021	\$143,355,893	\$126,618,315	\$16,737,578	13.2%	\$31,496,103	\$23,816,884	\$7,679,220	32.2%	\$174,851,996	\$150,435,199	\$24,416,798	16.2%				
38	5/22/2021	\$141,392,410	\$123,421,203	\$17,971,207	14.6%	\$35,173,326	\$24,844,768	\$10,328,559	41.6%	\$176,565,736	\$148,265,971	\$28,299,766	19.1%				
39	5/29/2021	\$137,051,585	\$121,587,798	\$15,463,787	12.7%	\$25,478,731	\$26,174,754	(\$696,023)	-2.7%	\$162,530,316	\$147,762,552	\$14,767,764	10.0%				
40	6/5/2021	\$138,140,582	\$128,152,407	\$9,988,175	7.8%	\$25,330,096	\$27,653,351	(\$2,323,255)	-8.4%	\$163,470,678	\$155,805,758	\$7,664,921	4.9%				

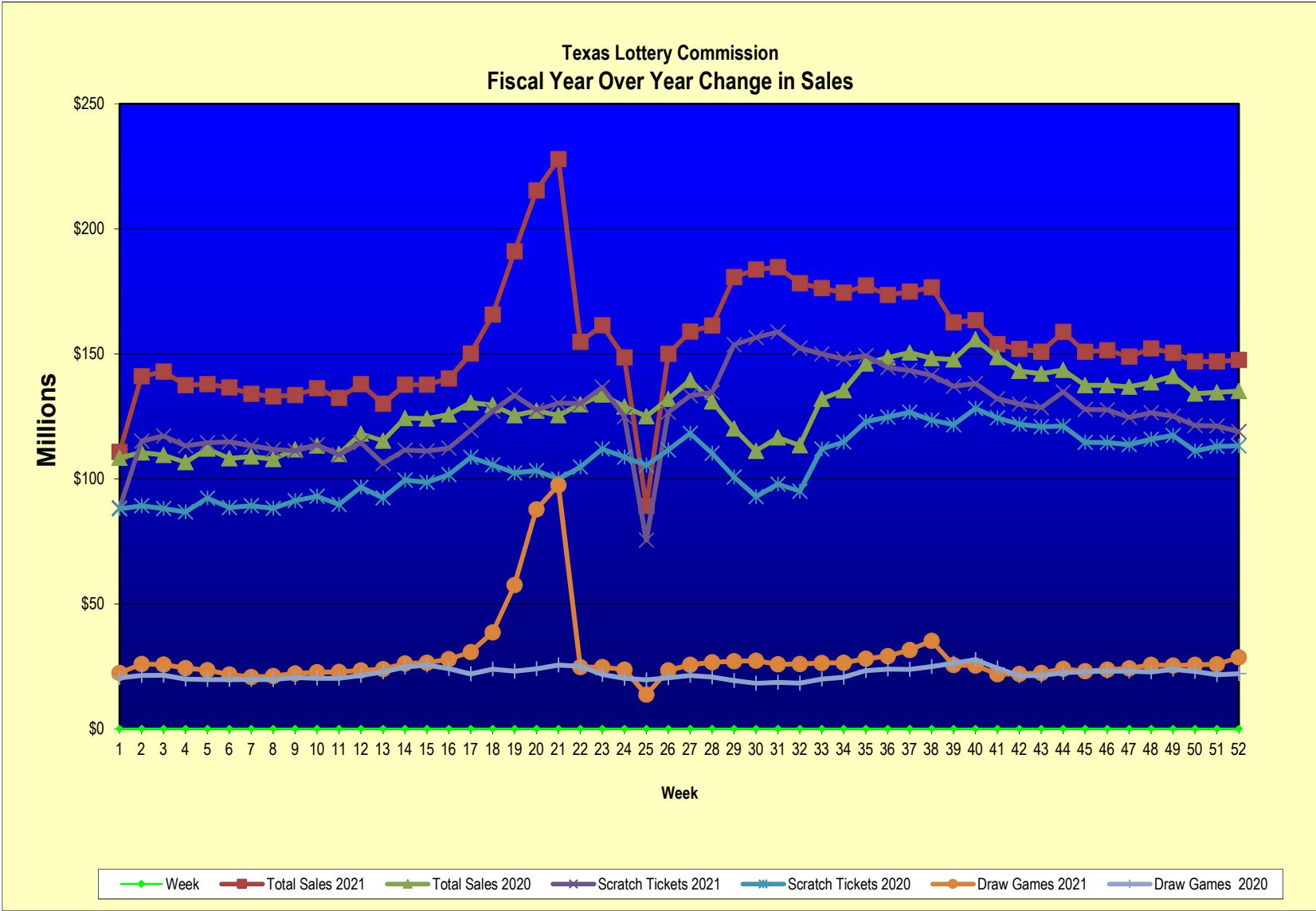
**Texas Lottery Commission**  
**Fiscal Year Over Year Change in Sales**  
**Unaudited**  
**FY 2021 Compared to FY 2020**

		SCRATCH TICKETS				DRAW GAMES				TOTAL SALES			
Week	FY 2021 Week Ending	FY 2021	FY 2020	Difference	% change - Cumulative Sales	FY 2021	FY 2020	Difference	% change - Cumulative Sales	FY 2021	FY 2020	Difference	% change - Cumulative Sales
41	6/12/2021	\$131,984,128	\$124,337,803	\$7,646,325	6.1%	\$21,831,386	\$24,325,618	(\$2,494,233)	-10.3%	\$153,815,514	\$148,663,421	\$5,152,093	3.5%
42	6/19/2021	\$129,880,069	\$121,867,783	\$8,012,286	6.6%	\$21,982,398	\$21,238,025	\$744,374	3.5%	\$151,862,467	\$143,105,808	\$8,756,660	6.1%
43	6/26/2021	\$128,432,805	\$120,777,685	\$7,655,120	6.3%	\$22,386,397	\$21,274,287	\$1,112,110	5.2%	\$150,819,202	\$142,051,972	\$8,767,230	6.2%
44	7/3/2021	\$134,775,705	\$121,140,896	\$13,634,809	11.3%	\$23,967,723	\$22,407,902	\$1,559,821	7.0%	\$158,743,428	\$143,548,798	\$15,194,630	10.6%
45	7/10/2021	\$127,718,775	\$114,591,206	\$13,127,569	11.5%	\$23,105,336	\$22,821,511	\$283,825	1.2%	\$150,824,111	\$137,412,717	\$13,411,394	9.8%
46	7/17/2021	\$127,681,286	\$114,444,652	\$13,236,634	11.6%	\$23,671,929	\$23,021,475	\$650,454	2.8%	\$151,353,215	\$137,466,127	\$13,887,088	10.1%
47	7/24/2021	\$124,610,457	\$113,701,030	\$10,909,427	9.6%	\$24,186,190	\$23,085,273	\$1,100,917	4.8%	\$148,796,647	\$136,786,303	\$12,010,344	8.8%
48	7/31/2021	\$126,437,509	\$115,767,821	\$10,669,688	9.2%	\$25,623,636	\$22,752,584	\$2,871,052	12.6%	\$152,061,145	\$138,520,405	\$13,540,740	9.8%
49	8/7/2021	\$125,100,277	\$117,301,276	\$7,799,001	6.6%	\$25,280,445	\$23,791,977	\$1,488,468	6.3%	\$150,380,722	\$141,093,253	\$9,287,469	6.6%
50	8/14/2021	\$121,350,965	\$111,123,756	\$10,227,209	9.2%	\$25,593,011	\$22,904,623	\$2,688,388	11.7%	\$146,943,976	\$134,028,379	\$12,915,597	9.6%
51	8/21/2021	\$121,080,932	\$112,919,496	\$8,161,436	7.2%	\$25,800,409	\$21,669,592	\$4,130,818	19.1%	\$146,881,341	\$134,589,088	\$12,292,254	9.1%
52	8/28/2021	\$118,866,934	\$113,122,453	\$5,744,481	5.1%	\$28,610,926	\$22,007,271	\$6,603,655	30.0%	\$147,477,860	\$135,129,724	\$12,348,136	9.1%
	8/31/2021**	\$49,085,562	\$30,859,274	\$18,226,288	59.1%	\$10,105,437	\$3,863,234	\$6,242,203	161.6%	\$59,190,999	\$34,722,508	\$24,468,491	70.5%
Total thru Current Week		\$6,616,975,019	\$5,555,813,386	\$1,061,161,633	19.1%	\$1,490,228,375	\$1,148,214,397	\$342,013,979	29.8%	\$8,107,203,394	\$6,704,027,783	\$1,403,175,612	20.9%
Fiscal Year Total		\$6,616,975,019	\$5,555,813,386			\$1,490,228,375	\$1,148,214,397			\$8,107,203,394	\$6,704,027,783		

\* FY 21 includes 5 days

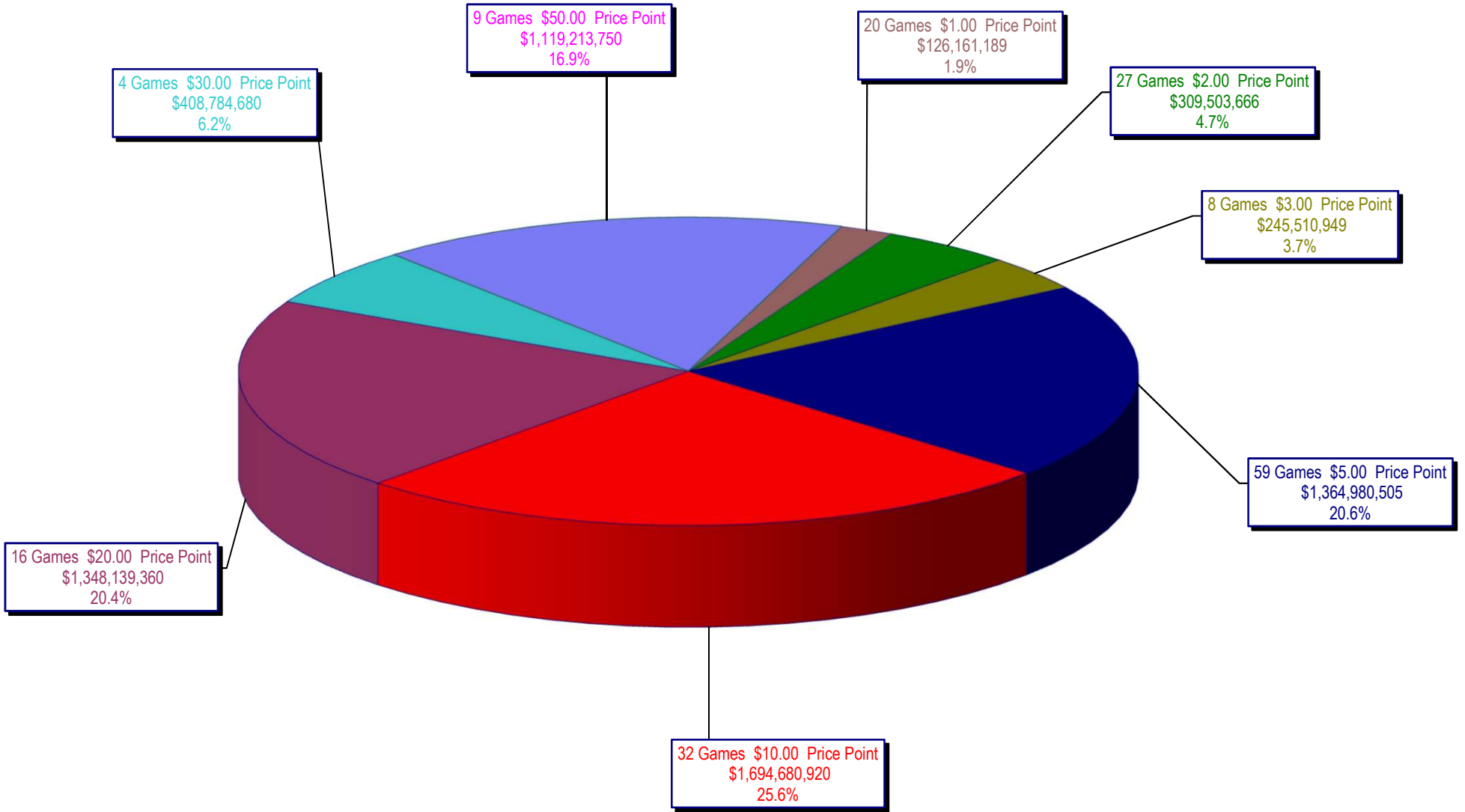
\*\* FY 20 includes 2 days

\*\* FY 21 includes 3 days

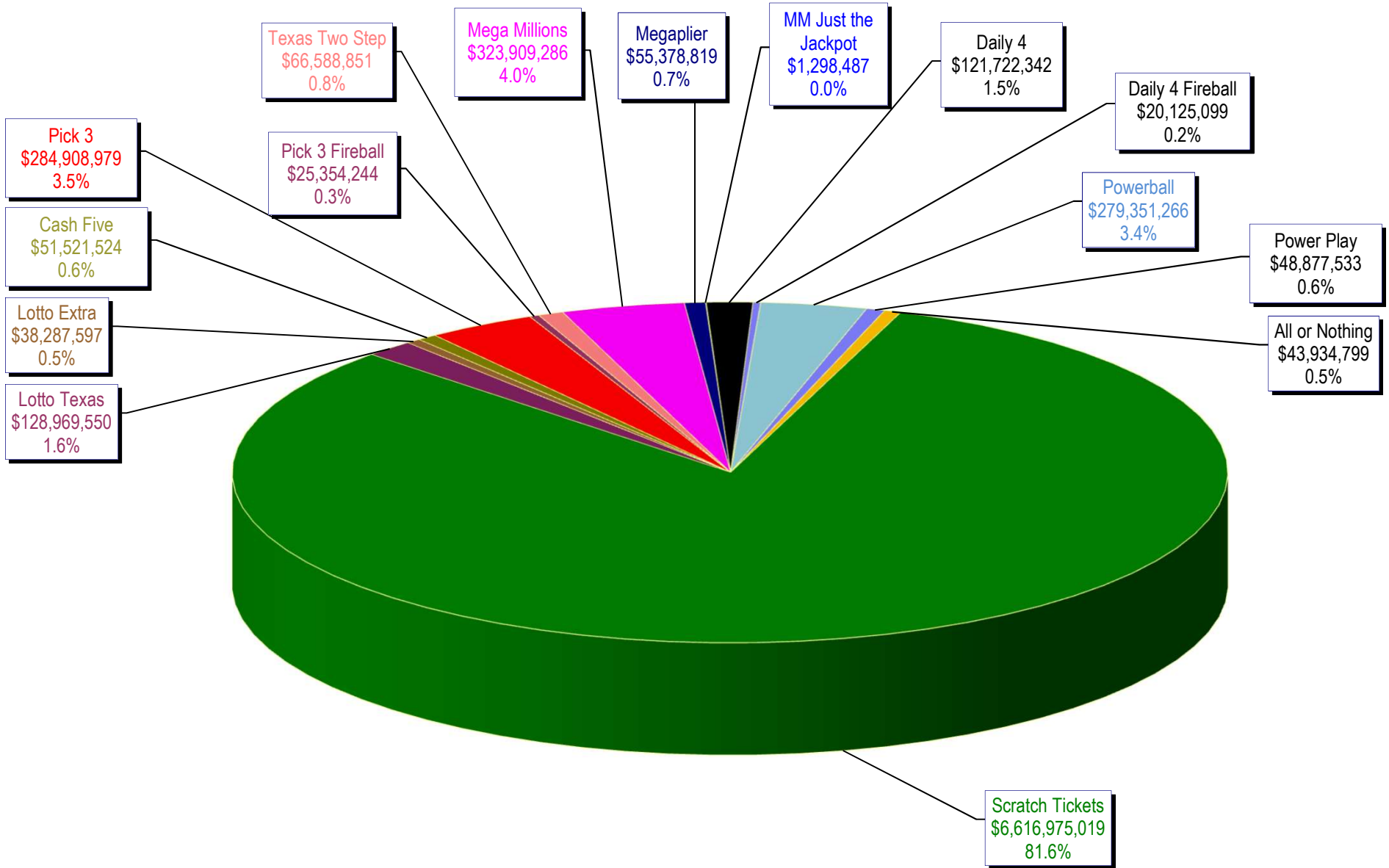


Note: Report is prepared on a Fiscal Year basis.  
 FY20 week 1 includes sales for 7 days and week 52 includes sales for 9 days.  
 FY21 week 1 includes sales for 5 days and week 52 includes sales for 10 days.

Texas Lottery Commission  
Scratch Ticket Sales  
For Year Ending 8/31/2021  
(Unaudited)



**Texas Lottery Commission  
All Game Sales  
For Year Ending 8/31/2021  
(Unaudited)**



Texas Lottery Commission - Weekly Sales Summary for FY 2021 (Unaudited)

Week Ended	Scratch Tickets	New Games & Dates	Lotto Texas	Jackpot			Lotto Extra	Pick 3	Pick 3 Fireball	Cash Five	Texas Two Step	Jackpot			Mega Millions	Jackpot		MegaMillion	MM Just the Jackpot	Daily 4	Daily 4 Fireball	Powerball	Jackpot			Power Play	All or Nothing	Total	Per Cap.
				M	W	S						M	TH	F		T	F						M	W	S				
9/05/2020	119,240,436	0	4,900,880	0.00	36.75	37.5	1,317,942	5,627,095	495,670	975,355	1,198,425	225	350	3,498,263	78	88	644,018	15,564	2,426,444	392,334	3,296,712	0	56	66	623,274	778,700	145,431,111	5.02	
9/12/2020	115,145,117	2252 (\$1.N); 2257 (\$2.N); 2253 (\$5.N); 2254 (\$10.N); 2255 (\$20.N) - 9/09/2020	4,786,564	0.00	39	40.5	1,302,979	5,450,541	475,781	947,289	1,141,053	550	200	3,674,730	97	108	664,073	15,378	2,349,281	372,234	3,320,494	0	75	85	619,095	746,494	141,011,103	4.86	
9/19/2020	117,098,316	0	5,425,043	0.00	41.25	42.75	1,489,746	5,329,710	459,742	949,747	983,576	225	200	3,241,795	119	20	598,298	13,437	2,292,990	360,309	3,178,372	0	94	20	597,151	769,946	142,788,177	4.92	
9/26/2020	113,153,550	2240 (\$2.N); 2246 (\$2.N); 2271 (\$10.N) - 9/21/2020	5,553,721	0.00	44	45.5	1,543,098	5,131,115	444,652	936,549	1,131,313	225	350	2,595,022	22	24	498,807	11,688	2,196,601	342,415	2,669,380	0	22	25	516,832	749,082	137,473,823	4.74	
10/3/2020	114,375,276	0	3,912,148	0.00	47	5	1,099,604	5,328,809	460,344	960,535	1,736,672	525	725	2,743,952	32	41	521,588	11,514	2,230,409	348,411	2,823,728	0	34	43	542,037	740,580	137,835,606	4.75	
10/10/2020	114,802,883	2259 (\$1.N); 2260 (\$5.N); 2274 (\$50.N) - 10/5/2020	2,162,587	0.00	5.25	5.5	628,576	5,060,112	421,479	946,873	2,295,357	950	1,275	2,889,056	50	60	538,328	12,156	2,163,365	337,694	2,985,318	0	52	62	555,666	720,166	136,519,615	4.71	
10/17/2020	113,280,669	0	2,137,900	0.00	5.75	6	625,550	5,028,124	407,439	939,006	944,563	200	200	2,999,686	77	69	550,648	12,444	2,179,649	338,936	3,163,736	0	72	82	583,282	753,762	133,945,394	4.62	
10/24/2020	111,745,204	2262 (\$2.N); 2263 (\$5.N); 2264 (\$10.N); 2040 (\$20.N) - 10/19/2020	2,135,487	0.00	6.25	6.5	627,816	4,919,589	399,003	930,223	993,681	200	225	3,187,422	86	97	581,691	13,428	2,221,398	335,447	3,438,500	0	91	102	621,336	760,188	132,910,412	4.58	
10/31/2020	111,272,152	0	2,149,428	0.00	6.75	7	628,926	5,012,595	408,443	925,476	1,289,393	375	525	3,420,678	109	118	615,454	13,872	2,252,625	350,159	3,672,568	0	116	127	655,294	741,424	133,408,486	4.60	
11/7/2020	113,620,007	2265 (\$1.N); 2266 (\$3.N); 2267 (\$5.N); 2249 (\$5.N) - 11/02/2020	2,189,403	0.00	7.25	7.5	629,879	5,190,194	425,841	938,750	973,168	200	225	3,694,336	129	142	657,406	15,246	2,262,604	349,405	3,842,270	0	137	149	679,622	758,886	136,226,715	4.70	
11/14/2020	109,577,081	0	2,190,591	0.00	7.75	8	633,871	5,056,845	411,960	935,549	966,651	200	225	3,853,268	152	165	678,805	16,026	2,201,516	330,133	4,021,074	0	158	168	704,507	748,438	132,326,515	4.56	
11/21/2020	114,446,332	2269 (\$2.N); 2270 (\$5.N); 2298 (\$20.N) - 11/16/2020	2,191,245	0.00	8.25	8.5	634,394	5,046,147	414,849	921,840	1,253,452	350	525	4,032,642	176	188	698,621	16,608	2,181,930	327,094	4,226,423	0	179	192	731,337	720,836	137,843,749	4.75	
11/28/2020	106,113,701	2250 (\$5.N) - 11/23/2020	2,187,557	0.00	8.75	9	637,869	4,956,022	402,134	887,689	889,378	200	225	4,466,622	200	214	762,179	17,478	2,155,675	322,954	4,691,164	0	202	216	801,896	711,620	130,003,938	4.48	
12/5/2020	111,508,837	0	2,103,173	0.00	5	5.25	617,745	5,384,426	448,282	971,053	1,287,425	350	500	4,997,344	229	244	844,358	19,314	2,334,912	358,890	5,138,360	0	231	243	870,569	756,666	137,641,353	4.75	
12/12/2020	111,156,442	2160 (\$1.N); 2147 (\$5.N); 2335 (\$10.N) - 12/07/2020	2,132,528	0.00	5.5	5.75	631,153	5,275,669	427,926	954,355	956,213	200	225	5,366,742	264	276	900,622	20,751	2,260,947	345,370	5,473,968	0	262	277	920,795	765,356	137,588,836	4.75	
12/19/2020	112,212,350	0	2,163,823	0.00	6	6.25	639,430	5,228,079	434,269	949,684	918,216	200	200	6,079,226	291	310	1,010,231	23,658	2,288,502	359,142	6,014,958	0	287	304	1,009,358	777,414	140,108,339	4.83	
12/26/2020	119,456,586	2275 (\$2.N); 2276 (\$5.N) - 12/21/2020	2,287,177	0.00	6.5	6.75	675,875	5,314,659	451,170	943,447	969,410	225	200	7,149,896	330	352	1,154,637	29,199	2,242,632	351,367	7,144,430	0	321	341	1,175,407	764,542	150,110,434	5.18	
1/2/2021	127,122,270	2247 (\$5.N) - 12/28/2020 2277 (\$1.N); 2279 (\$3.N); 2280 (\$5.N); 2281 (\$10.N); 2292 (\$20.N) - 1/04/2021	2,583,639	0.00	7	7.3	774,071	5,485,652	481,315	1,038,683	1,176,302	225	375	10,216,620	376	401	1,647,161	41,229	2,358,450	375,856	9,876,536	0	363	384	1,617,112	855,788	165,650,683	5.71	
1/9/2021	133,494,933	2275 (\$2.N); 2276 (\$5.N) - 12/21/2020	2,918,217	0.00	7.5	7.75	873,506	5,481,586	475,963	1,094,279	1,075,466	200	225	19,023,274	447	520	2,969,319	74,370	2,373,592	386,321	17,154,894	0	410	470	2,680,653	903,422	190,979,794	6.59	
1/16/2021	127,542,833	0	3,012,953	0.00	5	5.3	905,675	5,214,347	457,406	1,116,010	1,542,821	375	550	34,387,900	625	750	5,143,201	156,366	2,221,170	354,094	28,049,666	0	550	640	4,270,703	956,432	215,331,576	7.43	
1/23/2021	130,328,004	2225 (\$2.N); 2248 (\$10.N); 2337 (\$50.N) - 1/19/2021	2,854,635	0.00	5.5	5	859,729	5,248,587	455,430	1,116,633	1,430,855	775	200	50,219,864	865	1,000	7,672,170	175,485	2,213,956	349,317	20,614,057	0	730	20	3,237,588	1,056,236	227,832,546	7.86	
1/30/2021	130,076,595	0	2,267,923	0.00	5.25	5.5	677,097	5,414,881	465,808	1,098,548	1,224,844	225	400	4,368,506	20	25	810,915	18,492	2,267,693	363,862	3,949,134	0	20	30	743,690	1,021,126	154,769,113	5.34	
2/6/2021	136,640,103	2286 (\$5.N); 2320 (\$10.N); 2287 (\$20.N) - 2/01/2021	2,252,119	0.00	5.75	6	673,758	5,677,801	514,876	1,071,864	1,090,903	200	225	4,388,106	42	54	827,049	18,894	2,375,733	386,945	3,706,518	0	20	30	714,026	994,620	161,333,314	5.56	
2/13/2021	124,939,795	2332 (\$5.N) - 2/08/2021	2,108,169	0.00	6.25	5	636,326	5,265,638	465,699	1,038,219	1,111,007	375	200	4,321,272	68	82	801,838	17,778	2,204,451	359,555	3,696,324	0	42	56	700,621	910,038	148,576,729	5.12	
2/20/2021	75,402,427	2283 (\$2.N); 2205 (\$5.N); 2284 (\$10.N) - 2/15/2021	1,346,012	0.00	5.25	5.5	420,851	3,001,271	263,647	615,676	555,491	225	350	2,153,178	96	20	418,638	8,724	1,320,841	211,672	2,445,944	0	66	78	471,947	449,632	89,085,950	3.07	
2/27/2021	126,573,041	2239 (\$2.N); 2234 (\$3.N) - 2/22/2021	2,036,028	0.00	5.75	6	622,806	5,346,441	460,592	1,002,687	1,469,957	375	575	3,257,734	22	30	642,660	12,831	2,332,579	375,784	4,171,404	0	90	106	785,207	873,145	149,962,896	5.17	
3/6/2021	133,200,697	2290 (\$1.N); 2291 (\$5.N); 2292 (\$10.N) - 3/01/2021	2,074,631	0.00	6.25	6.5	632,662	5,624,143	518,235	1,017,325	2,263,195	800	1,050	3,382,037	43	55	662,804	13,428	2,590,704	427,627	4,417,704	0	123	138	819,532	883,848	158,828,572	5.48	
3/13/2021	134,601,912	0	2,075,174	0.00	6.75	7	633,309	5,917,137	539,803	1,017,496	3,000,248	1,350	1,725	3,469,703	68	79	670,861	14,160	2,583,956	433,696	4,581,460	0	155	169	841,297	872,306	161,252,516	5.56	
3/20/2021	153,635,044	2299 (\$2.N); 2334 (\$5.N); 2258 (\$10.N); 2338 (\$50.N) - 3/15/2021	2,138,813	0.00	7.25	7.5	660,574	6,077,492	585,590	1,041,571	1,941,969	2,150	200	3,822,961	93	105	729,704	14,823	2,732,965	510,488	4,922,380	0	184	200	899,653	938,876	180,649,913	6.23	



