



SALES SUMMARY

Unaudited

Year Ending: 8/31/2021

Prepared: 09/02/2021

**Texas Lottery Commission
Fiscal Year to Date Sales Comparison
Unaudited**

Fiscal Year Totals (through 8/31/2021)

Sales by Game	FY 2019	FY 2020	FY 2021	\$ Change		% Change	
				FY 2021 to FY 2019	FY 2021 to FY 2020	FY 2021 to FY 2019	FY 2021 to FY 2020
Scratch Tickets	\$ 4,845,586,519	\$ 5,555,813,386	\$ 6,616,975,019	\$ 1,771,388,500	\$ 1,061,161,633	36.6%	19.1%
Lotto Texas	108,301,965	115,619,713	128,969,550	20,667,585	13,349,837	19.1%	11.5%
Lotto Extra	26,844,505	31,058,720	38,287,597	11,443,092	7,228,877	42.6%	23.3%
Pick 3	248,491,608	259,533,484	284,908,979	36,417,372	25,375,496	14.7%	9.8%
Pick 3 Sum It Up	3,278,564	-	-	-3,278,564	-	-100.0%	-
Pick 3 Fireball	7,304,257	20,585,433	25,354,244	18,049,987	4,768,811	247.1%	23.2%
Cash Five	46,256,052	46,457,587	51,521,524	5,265,472	5,063,937	11.4%	10.9%
Texas Two Step	62,355,587	60,768,383	66,588,851	4,233,264	5,820,469	6.8%	9.6%
Mega Millions	353,304,785	197,147,017	323,909,286	-29,395,499	126,762,269	-8.3%	64.3%
Megaplier	52,678,334	33,969,086	55,378,819	2,700,485	21,409,733	5.1%	63.0%
MM Just the Jackpot	1,556,744	797,127	1,298,487	-258,257	501,360	-16.6%	62.9%
Daily 4	111,756,550	115,479,042	121,722,342	9,965,793	6,243,300	8.9%	5.4%
Daily 4 Sum It Up	4,072,164	-	-	-4,072,164	-	-100.0%	-
Daily 4 Fireball	5,300,463	16,718,299	20,125,099	14,824,636	3,406,800	279.7%	20.4%
Powerball	296,256,956	181,897,788	279,351,266	-16,905,690	97,453,478	-5.7%	53.6%
Power Play	46,296,117	31,864,904	48,877,533	2,581,416	17,012,629	5.6%	53.4%
All or Nothing	31,837,484	36,317,815	43,934,799	12,097,315	7,616,984	38.0%	21.0%
Total	\$ 6,251,478,651	\$ 6,704,027,783	\$ 8,107,203,394	\$ 1,855,724,743	\$ 1,403,175,612	29.7%	20.9%

Texas Lottery Commission
Fiscal Year Over Year Change in Sales
Unaudited
FY 2021 Compared to FY 2020

		SCRATCH TICKETS				DRAW GAMES				TOTAL SALES			
FY 2021													
Week	Week Ending	FY 2021	FY 2020	Difference	% change - Cumulative Sales	FY 2021	FY 2020	Difference	% change - Cumulative Sales	FY 2021	FY 2020	Difference	% change - Cumulative Sales
1	9/5/2020*	\$88,381,162	\$87,955,988	\$425,174	0.5%	\$22,327,441	\$20,447,416	\$1,880,026	9.2%	\$110,708,603	\$108,403,404	\$2,305,200	2.1%
2	9/12/2020	\$115,145,117	\$89,240,373	\$25,904,744	29.0%	\$25,865,986	\$21,301,605	\$4,564,381	21.4%	\$141,011,103	\$110,541,978	\$30,469,125	27.6%
3	9/19/2020	\$117,098,316	\$88,068,469	\$29,029,847	33.0%	\$25,689,861	\$21,426,167	\$4,263,694	19.9%	\$142,788,177	\$109,494,636	\$33,293,541	30.4%
4	9/26/2020	\$113,153,550	\$86,745,066	\$26,408,484	30.4%	\$24,320,273	\$19,862,967	\$4,457,307	22.4%	\$137,473,823	\$106,608,033	\$30,865,791	29.0%
5	10/3/2020	\$114,375,276	\$92,284,132	\$22,091,144	23.9%	\$23,460,330	\$19,717,594	\$3,742,737	19.0%	\$137,835,606	\$112,001,726	\$25,833,881	23.1%
6	10/10/2020	\$114,802,883	\$88,490,099	\$26,312,784	29.7%	\$21,716,732	\$19,667,924	\$2,048,809	10.4%	\$136,519,615	\$108,158,023	\$28,361,593	26.2%
7	10/17/2020	\$113,280,669	\$89,190,486	\$24,090,183	27.0%	\$20,664,725	\$19,704,335	\$960,390	4.9%	\$133,945,394	\$108,894,821	\$25,050,573	23.0%
8	10/24/2020	\$111,745,204	\$88,173,783	\$23,571,421	26.7%	\$21,165,208	\$19,681,792	\$1,483,416	7.5%	\$132,910,412	\$107,855,575	\$25,054,837	23.2%
9	10/31/2020	\$111,272,152	\$91,201,316	\$20,070,836	22.0%	\$22,136,334	\$20,509,492	\$1,626,843	7.9%	\$133,408,486	\$111,710,808	\$21,697,679	19.4%
10	11/7/2020	\$113,620,007	\$92,978,873	\$20,641,134	22.2%	\$22,606,708	\$20,252,459	\$2,354,250	11.6%	\$136,226,715	\$113,231,332	\$22,995,384	20.3%
11	11/14/2020	\$109,577,081	\$89,685,517	\$19,891,564	22.2%	\$22,749,434	\$20,172,714	\$2,576,720	12.8%	\$132,326,515	\$109,858,231	\$22,468,284	20.5%
12	11/21/2020	\$114,446,332	\$96,650,014	\$17,796,318	18.4%	\$23,397,417	\$21,373,038	\$2,024,380	9.5%	\$137,843,749	\$118,023,052	\$19,820,698	16.8%
13	11/28/2020	\$106,113,701	\$92,381,438	\$13,732,263	14.9%	\$23,890,237	\$22,801,917	\$1,088,320	4.8%	\$130,003,938	\$115,183,355	\$14,820,583	12.9%
14	12/5/2020	\$111,508,837	\$99,556,606	\$11,952,231	12.0%	\$26,132,516	\$24,727,128	\$1,405,389	5.7%	\$137,641,353	\$124,283,734	\$13,357,620	10.7%
15	12/12/2020	\$111,156,442	\$98,579,669	\$12,576,773	12.8%	\$26,432,394	\$25,527,202	\$905,192	3.5%	\$137,588,836	\$124,106,871	\$13,481,965	10.9%
16	12/19/2020	\$112,212,350	\$101,628,893	\$10,583,457	10.4%	\$27,895,989	\$24,068,057	\$3,827,932	15.9%	\$140,108,339	\$125,696,950	\$14,411,389	11.5%
17	12/26/2020	\$119,456,586	\$108,533,892	\$10,922,694	10.1%	\$30,653,848	\$21,912,659	\$8,741,189	39.9%	\$150,110,434	\$130,446,551	\$19,663,883	15.1%
18	1/2/2021	\$127,122,270	\$105,603,978	\$21,518,292	20.4%	\$38,528,413	\$23,890,650	\$14,637,764	61.3%	\$165,650,683	\$129,494,628	\$36,156,056	27.9%
19	1/9/2021	\$133,494,933	\$102,317,060	\$31,177,873	30.5%	\$57,484,861	\$23,070,952	\$34,413,909	149.2%	\$190,979,794	\$125,388,012	\$65,591,782	52.3%
20	1/16/2021	\$127,542,833	\$103,309,252	\$24,233,581	23.5%	\$87,788,743	\$23,931,389	\$63,857,355	266.8%	\$215,331,576	\$127,240,641	\$88,090,936	69.2%
21	1/23/2021	\$130,328,004	\$99,944,800	\$30,383,204	30.4%	\$97,504,542	\$25,502,038	\$72,002,505	282.3%	\$227,832,546	\$125,446,838	\$102,385,709	81.6%
22	1/30/2021	\$130,076,595	\$104,739,453	\$25,337,142	24.2%	\$24,692,518	\$25,038,970	(\$346,452)	-1.4%	\$154,769,113	\$129,778,423	\$24,990,690	19.3%
23	2/6/2021	\$136,640,103	\$111,993,607	\$24,646,496	22.0%	\$24,693,211	\$21,709,985	\$2,983,227	13.7%	\$161,333,314	\$133,703,592	\$27,629,723	20.7%
24	2/13/2021	\$124,939,795	\$108,712,863	\$16,226,932	14.9%	\$23,636,934	\$20,194,178	\$3,442,756	17.0%	\$148,576,729	\$128,907,041	\$19,669,688	15.3%
25	2/20/2021	\$75,402,427	\$105,386,919	(\$29,984,492)	-28.5%	\$13,683,523	\$19,576,236	(\$5,892,713)	-30.1%	\$89,085,950	\$124,963,155	(\$35,877,205)	-28.7%
26	2/27/2021	\$126,573,041	\$111,502,521	\$15,070,520	13.5%	\$23,389,855	\$20,438,613	\$2,951,242	14.4%	\$149,962,896	\$131,941,134	\$18,021,762	13.7%
27	3/6/2021	\$133,200,697	\$118,172,204	\$15,028,493	12.7%	\$26,627,875	\$21,289,905	\$4,337,970	20.4%	\$158,828,572	\$139,462,109	\$19,366,463	13.9%
28	3/13/2021	\$134,601,912	\$110,225,673	\$24,376,239	22.1%	\$26,650,604	\$20,683,247	\$5,967,358	28.9%	\$161,252,516	\$130,908,920	\$30,343,597	23.2%
29	3/20/2021	\$153,635,044	\$100,753,932	\$52,881,112	52.5%	\$27,014,869	\$19,335,422	\$7,679,447	39.7%	\$180,649,913	\$120,089,354	\$60,560,559	50.4%
30	3/27/2021	\$156,511,371	\$92,874,514	\$63,636,857	68.5%	\$27,238,714	\$18,220,638	\$9,018,077	49.5%	\$183,750,085	\$111,095,152	\$72,654,934	65.4%
31	4/3/2021	\$158,758,180	\$97,875,268	\$60,882,912	62.2%	\$25,817,113	\$18,608,229	\$7,208,884	38.7%	\$184,575,293	\$116,483,497	\$68,091,796	58.5%
32	4/10/2021	\$152,261,121	\$95,060,231	\$57,200,890	60.2%	\$25,896,084	\$18,312,370	\$7,583,715	41.4%	\$178,157,205	\$113,372,601	\$64,784,605	57.1%
33	4/17/2021	\$149,946,632	\$111,984,645	\$37,961,987	33.9%	\$26,330,496	\$19,908,374	\$6,422,123	32.3%	\$176,277,128	\$131,893,019	\$44,384,110	33.7%
34	4/24/2021	\$147,956,805	\$114,733,967	\$33,222,838	29.0%	\$26,462,493	\$20,610,971	\$5,851,522	28.4%	\$174,419,298	\$135,344,938	\$39,074,360	28.9%
35	5/1/2021	\$149,268,466	\$122,883,938	\$26,384,528	21.5%	\$28,003,294	\$23,239,818	\$4,763,476	20.5%	\$177,271,760	\$146,123,756	\$31,148,004	21.3%
36	5/8/2021	\$144,423,251	\$124,659,093	\$19,764,158	15.9%	\$29,055,332	\$23,844,834	\$5,210,498	21.9%	\$173,478,583	\$148,503,927	\$24,974,656	16.8%
37	5/15/2021	\$143,355,893	\$126,618,315	\$16,737,578	13.2%	\$31,496,103	\$23,816,884	\$7,679,220	32.2%	\$174,851,996	\$150,435,199	\$24,416,798	16.2%
38	5/22/2021	\$141,392,410	\$123,421,203	\$17,971,207	14.6%	\$35,173,326	\$24,844,768	\$10,328,559	41.6%	\$176,565,736	\$148,265,971	\$28,299,766	19.1%
39	5/29/2021	\$137,051,585	\$121,587,798	\$15,463,787	12.7%	\$25,478,731	\$26,174,754	(\$696,023)	-2.7%	\$162,530,316	\$147,762,552	\$14,767,764	10.0%
40	6/5/2021	\$138,140,582	\$128,152,407	\$9,988,175	7.8%	\$25,330,096	\$27,653,351	(\$2,323,255)	-8.4%	\$163,470,678	\$155,805,758	\$7,664,921	4.9%

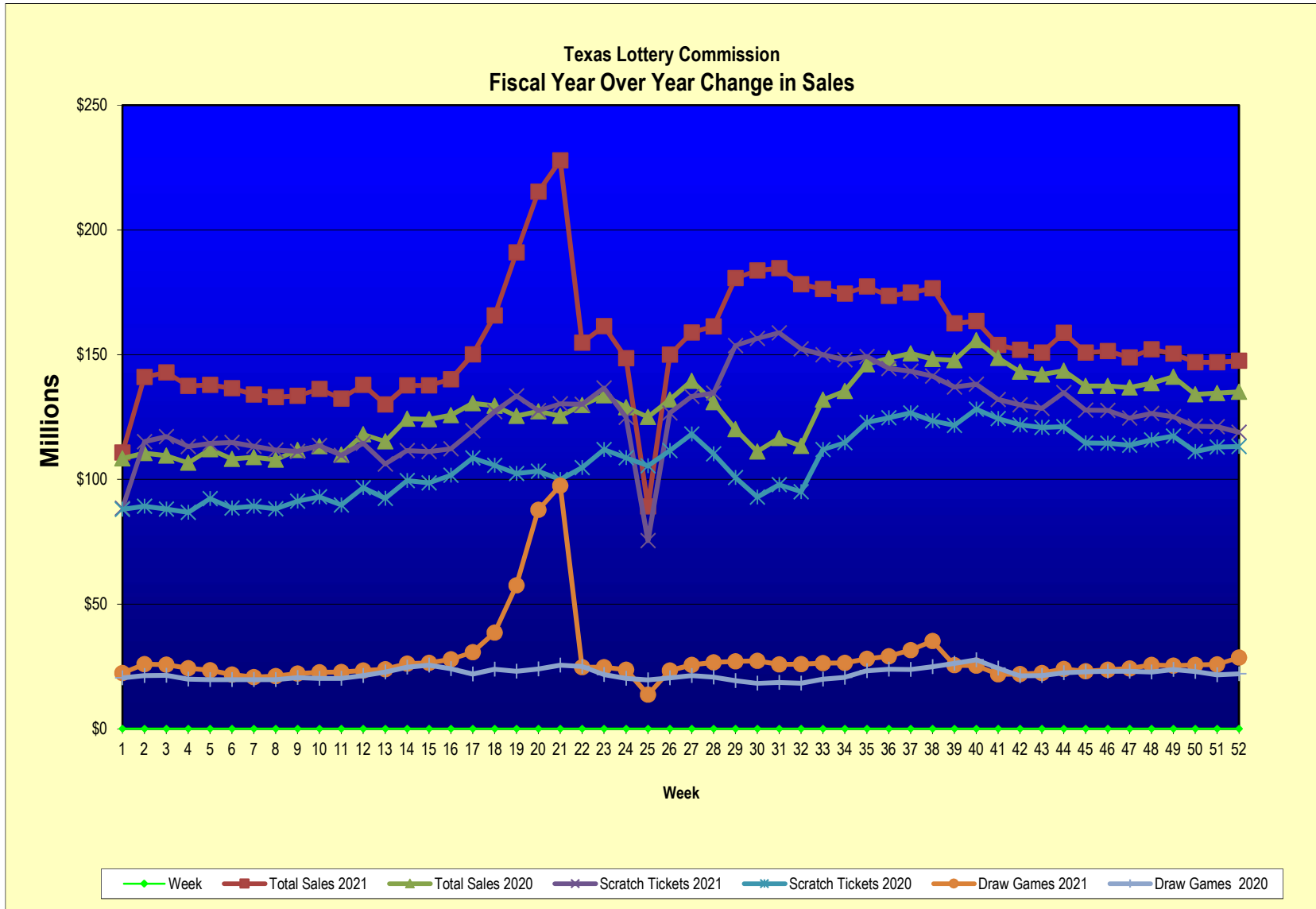
Texas Lottery Commission
Fiscal Year Over Year Change in Sales
Unaudited
FY 2021 Compared to FY 2020

			SCRATCH TICKETS				DRAW GAMES				TOTAL SALES			
FY 2021														
Week	Week	Ending	FY 2021	FY 2020	Difference	% change - Cumulative Sales	FY 2021	FY 2020	Difference	% change - Cumulative Sales	FY 2021	FY 2020	Difference	% change - Cumulative Sales
41	6/12/2021		\$131,984,128	\$124,337,803	\$7,646,325	6.1%	\$21,831,386	\$24,325,618	(\$2,494,233)	-10.3%	\$153,815,514	\$148,663,421	\$5,152,093	3.5%
42	6/19/2021		\$129,880,069	\$121,867,783	\$8,012,286	6.6%	\$21,982,398	\$21,238,025	\$744,374	3.5%	\$151,862,467	\$143,105,808	\$8,756,660	6.1%
43	6/26/2021		\$128,432,805	\$120,777,685	\$7,655,120	6.3%	\$22,386,397	\$21,274,287	\$1,112,110	5.2%	\$150,819,202	\$142,051,972	\$8,767,230	6.2%
44	7/3/2021		\$134,775,705	\$121,140,896	\$13,634,809	11.3%	\$23,967,723	\$22,407,902	\$1,559,821	7.0%	\$158,743,428	\$143,548,798	\$15,194,630	10.6%
45	7/10/2021		\$127,718,775	\$114,591,206	\$13,127,569	11.5%	\$23,105,336	\$22,821,511	\$283,825	1.2%	\$150,824,111	\$137,412,717	\$13,411,394	9.8%
46	7/17/2021		\$127,681,286	\$114,444,652	\$13,236,634	11.6%	\$23,671,929	\$23,021,475	\$650,454	2.8%	\$151,353,215	\$137,466,127	\$13,887,088	10.1%
47	7/24/2021		\$124,610,457	\$113,701,030	\$10,909,427	9.6%	\$24,186,190	\$23,085,273	\$1,100,917	4.8%	\$148,796,647	\$136,786,303	\$12,010,344	8.8%
48	7/31/2021		\$126,437,509	\$115,767,821	\$10,669,688	9.2%	\$25,623,636	\$22,752,584	\$2,871,052	12.6%	\$152,061,145	\$138,520,405	\$13,540,740	9.8%
49	8/7/2021		\$125,100,277	\$117,301,276	\$7,799,001	6.6%	\$25,280,445	\$23,791,977	\$1,488,468	6.3%	\$150,380,722	\$141,093,253	\$9,287,469	6.6%
50	8/14/2021		\$121,350,965	\$111,123,756	\$10,227,209	9.2%	\$25,593,011	\$22,904,623	\$2,688,388	11.7%	\$146,943,976	\$134,028,379	\$12,915,597	9.6%
51	8/21/2021		\$121,080,932	\$112,919,496	\$8,161,436	7.2%	\$25,800,409	\$21,669,592	\$4,130,818	19.1%	\$146,881,341	\$134,589,088	\$12,292,254	9.1%
52	8/28/2021		\$118,866,934	\$113,122,453	\$5,744,481	5.1%	\$28,610,926	\$22,007,271	\$6,603,655	30.0%	\$147,477,860	\$135,129,724	\$12,348,136	9.1%
	8/31/2021**		\$49,085,562	\$30,859,274	\$18,226,288	59.1%	\$10,105,437	\$3,863,234	\$6,242,203	161.6%	\$59,190,999	\$34,722,508	\$24,468,491	70.5%
Total thru Current Week			\$6,616,975,019	\$5,555,813,386	\$1,061,161,633	19.1%	\$1,490,228,375	\$1,148,214,397	\$342,013,979	29.8%	\$8,107,203,394	\$6,704,027,783	\$1,403,175,612	20.9%
Fiscal Year Total			\$6,616,975,019	\$5,555,813,386			\$1,490,228,375	\$1,148,214,397			\$8,107,203,394	\$6,704,027,783		

* FY 21 includes 5 days

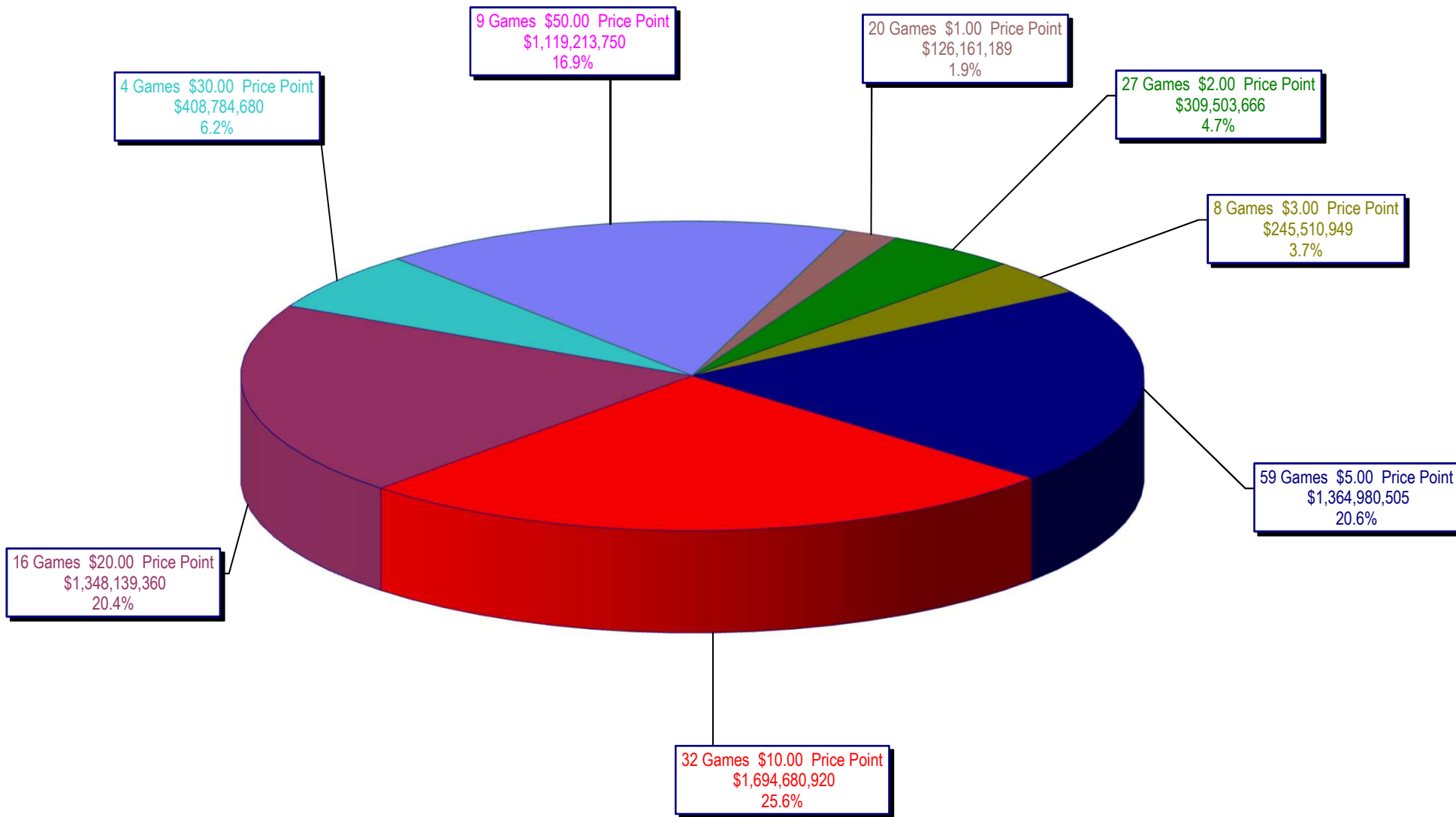
** FY 20 includes 2 days

** FY 21 includes 3 days

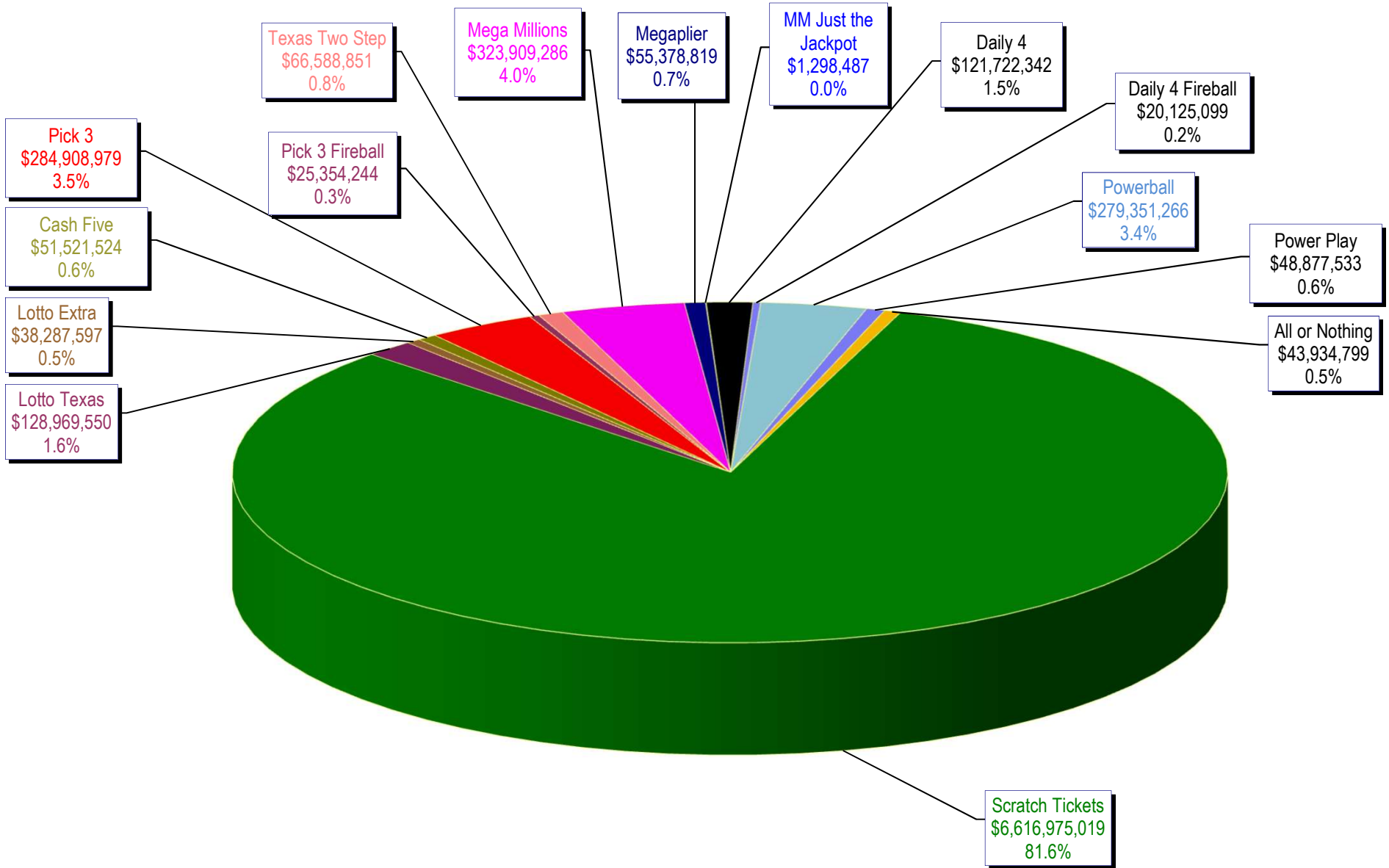


Note: Report is prepared on a Fiscal Year basis.
 FY20 week 1 includes sales for 7 days and week 52 includes sales for 9 days.
 FY21 week 1 includes sales for 5 days and week 52 includes sales for 10 days.

Texas Lottery Commission
Scratch Ticket Sales
For Year Ending 8/31/2021
(Unaudited)



Texas Lottery Commission
All Game Sales
For Year Ending 8/31/2021
(Unaudited)



Week Ended	Scratch Tickets	New Games & Dates	Lotto Texas	Jackpot			Lotto Extra	Pick 3	Pick 3 Fireball	Cash Five	Texas Two Step	Jackpot		Mega Millions	Jackpot		MegaMillion	MM Just the Jackpot	Daily 4	Daily 4 Fireball	Powerball	Jackpot			Power Play	All or Nothing	Total	Per Cap.
				M	W	S						M	TH		T	F						M	W	S				
9/05/2020	119,240,436	0	4,900,880	0.00	36.75	37.5	1,317,942	5,627,095	495,670	975,355	1,198,425	225	350	3,498,263	78	88	644,018	15,564	2,426,444	392,334	3,296,712	0	56	66	623,274	778,700	145,431,111	5.02
9/12/2020	115,145,117	2252 (\$1.N); 2257 (\$2.N); 2253 (\$5.N); 2254 (\$10.N); 2255 (\$20.N) - 9/09/2020	4,786,564	0.00	39	40.5	1,302,979	5,450,541	475,781	947,289	1,141,053	550	200	3,674,730	97	108	664,073	15,378	2,349,281	372,234	3,320,494	0	75	85	619,095	746,494	141,011,103	4.86
9/19/2020	117,098,316	0	5,425,043	0.00	41.25	42.75	1,489,746	5,329,710	459,742	949,747	983,576	225	200	3,241,795	119	20	598,298	13,437	2,292,990	360,309	3,178,372	0	94	20	597,151	769,946	142,788,177	4.92
9/26/2020	113,153,550	2240 (\$2.N); 2246 (\$2.N); 2271 (\$10.N) - 9/21/2020	5,553,721	0.00	44	45.5	1,543,098	5,131,115	444,652	936,549	1,131,313	225	350	2,595,022	22	24	498,807	11,688	2,196,601	342,415	2,669,380	0	22	25	516,832	749,082	137,473,823	4.74
10/3/2020	114,375,276	0	3,912,148	0.00	47	5	1,099,604	5,328,809	460,344	960,535	1,736,672	525	725	2,743,952	32	41	521,588	11,514	2,230,409	348,411	2,823,728	0	34	43	542,037	740,580	137,835,606	4.75
10/10/2020	114,802,883	2259 (\$1.N); 2260 (\$5.N); 2274 (\$50.N) - 10/5/2020	2,162,587	0.00	5.25	5.5	628,576	5,060,112	421,479	946,873	2,295,357	950	1,275	2,889,056	50	60	538,328	12,156	2,163,365	337,694	2,985,318	0	52	62	555,666	720,166	136,519,615	4.71
10/17/2020	113,280,669	0	2,137,900	0.00	5.75	6	625,550	5,028,124	407,439	939,006	944,563	200	200	2,999,686	77	69	550,648	12,444	2,179,649	338,936	3,163,736	0	72	82	583,282	753,762	133,945,394	4.62
10/24/2020	111,745,204	2262 (\$2.N); 2263 (\$5.N); 2264 (\$10.N); 2040 (\$20.N) - 10/19/2020	2,135,487	0.00	6.25	6.5	627,816	4,919,589	399,003	930,223	993,681	200	225	3,187,422	86	97	581,691	13,428	2,221,398	335,447	3,438,500	0	91	102	621,336	760,188	132,910,412	4.58
10/31/2020	111,272,152	0	2,149,428	0.00	6.75	7	628,926	5,012,595	408,443	925,476	1,289,393	375	525	3,420,678	109	118	615,454	13,872	2,252,625	350,159	3,672,568	0	116	127	655,294	741,424	133,408,486	4.60
11/7/2020	113,620,007	2265 (\$1.N); 2266 (\$3.N); 2267 (\$5.N); 2249 (\$5.N) - 11/02/2020	2,189,403	0.00	7.25	7.5	629,879	5,190,194	425,841	938,750	973,168	200	225	3,694,336	129	142	657,406	15,246	2,262,604	349,405	3,842,270	0	137	149	679,622	758,586	136,226,715	4.70
11/14/2020	109,577,081	0	2,190,591	0.00	7.75	8	633,871	5,056,845	411,960	935,549	966,851	200	225	3,853,268	152	165	678,805	16,026	2,201,516	330,133	4,021,074	0	158	168	704,507	748,438	132,326,515	4.56
11/21/2020	114,446,332	2269 (\$2.N); 2270 (\$5.N); 2298 (\$20.N) - 11/16/2020	2,191,245	0.00	8.25	8.5	634,394	5,046,147	414,849	921,840	1,253,452	350	525	4,032,642	176	188	698,621	16,608	2,181,930	327,094	4,226,423	0	179	192	731,337	720,836	137,843,749	4.75
11/28/2020	106,113,701	2250 (\$5.N) - 11/23/2020	2,187,557	0.00	8.75	9	637,869	4,956,022	402,134	887,689	889,378	200	225	4,466,622	200	214	762,179	17,478	2,155,675	322,954	4,691,164	0	202	216	801,896	711,620	130,003,938	4.48
12/5/2020	111,508,837	0	2,103,173	0.00	5	5.25	617,745	5,384,426	448,282	971,053	1,287,425	350	500	4,997,344	229	244	844,358	19,314	2,334,912	358,890	5,138,360	0	231	243	870,569	756,666	137,641,353	4.75
12/12/2020	111,156,442	2160 (\$1.N); 2147 (\$5.N); 2335 (\$10.N) - 12/07/2020	2,132,528	0.00	5.5	5.75	631,153	5,275,669	427,926	954,355	956,213	200	225	5,366,742	264	276	900,622	20,751	2,260,947	345,370	5,473,968	0	262	277	920,795	765,356	137,588,836	4.75
12/19/2020	112,212,350	0	2,163,823	0.00	6	6.25	639,430	5,228,079	434,269	949,684	918,216	200	200	6,079,226	291	310	1,010,231	23,658	2,288,502	359,142	6,014,958	0	287	304	1,009,358	777,414	140,108,339	4.83
12/26/2020	119,456,586	2275 (\$2.N); 2276 (\$5.N) - 12/21/2020	2,287,177	0.00	6.5	6.75	675,875	5,314,659	451,170	943,447	969,410	225	200	7,149,896	330	352	1,154,637	29,199	2,242,632	351,367	7,144,430	0	321	341	1,175,407	764,542	150,110,434	5.18
1/2/2021	127,122,270	2247 (\$5.N) - 12/28/2020 2277 (\$1.N); 2279 (\$3.N); 2280 (\$5.N); 2281 (\$10.N); 2292 (\$20.N) - 1/04/2021	2,583,639	0.00	7	7.3	774,071	5,485,652	481,315	1,038,683	1,176,302	225	375	10,216,620	376	401	1,647,161	41,229	2,358,450	375,856	9,876,536	0	363	384	1,617,112	855,788	165,650,683	5.71
1/9/2021	133,494,933	2275 (\$2.N); 2276 (\$5.N) - 12/21/2020	2,918,217	0.00	7.5	7.75	873,506	5,481,586	475,963	1,094,279	1,075,466	200	225	19,023,274	447	520	2,969,319	74,370	2,373,592	386,321	17,154,894	0	410	470	2,680,653	903,422	190,979,794	6.59
1/16/2021	127,542,833	0	3,012,953	0.00	5	5.3	905,675	5,214,347	457,406	1,116,010	1,542,821	375	550	34,387,900	625	750	5,143,201	156,366	2,221,170	354,094	28,049,666	0	550	640	4,270,703	956,432	215,331,576	7.43
1/23/2021	130,328,004	2225 (\$2.N); 2248 (\$10.N); 2337 (\$50.N) - 1/19/2021	2,854,635	0.00	5.5	5	859,729	5,248,587	455,430	1,116,633	1,430,855	775	200	50,219,864	865	1,000	7,672,170	175,485	2,213,956	349,317	20,614,057	0	730	20	3,237,588	1,056,236	227,832,546	7.86
1/30/2021	130,076,595	0	2,267,923	0.00	5.25	5.5	677,097	5,414,881	465,808	1,098,548	1,224,844	225	400	4,368,506	20	25	810,915	18,492	2,267,693	363,862	3,949,134	0	20	30	743,690	1,021,126	154,769,113	5.34
2/6/2021	136,640,103	2286 (\$5.N); 2320 (\$10.N); 2287 (\$20.N) - 2/01/2021	2,252,119	0.00	5.75	6	673,758	5,677,801	514,876	1,071,864	1,090,903	200	225	4,388,106	42	54	827,049	18,894	2,375,733	386,945	3,706,518	0	20	30	714,026	994,620	161,333,314	5.56
2/13/2021	124,939,795	2332 (\$5.N) - 2/08/2021	2,108,169	0.00	6.25	5	636,326	5,265,638	465,699	1,038,219	1,111,007	375	200	4,321,272	68	82	801,838	17,778	2,204,451	359,555	3,696,324	0	42	56	700,621	910,038	148,576,729	5.12
2/20/2021	75,402,427	2283 (\$2.N); 2205 (\$5.N); 2284 (\$10.N) - 2/15/2021	1,346,012	0.00	5.25	5.5	420,851	3,001,271	263,647	615,676	555,491	225	350	2,153,178	96	20	418,638	8,724	1,320,841	211,672	2,445,944	0	66	78	471,947	449,632	89,085,950	3.07
2/27/2021	126,573,041	2239 (\$2.N); 2234 (\$3.N) - 2/22/2021	2,036,028	0.00	5.75	6	622,806	5,346,441	460,592	1,002,687	1,469,957	375	575	3,257,734	22	30	642,660	12,831	2,332,579	375,784	4,171,404	0	90	106	785,207	873,145	149,962,896	5.17
3/6/2021	133,200,697	2290 (\$1.N); 2291 (\$5.N); 2292 (\$10.N) - 3/01/2021	2,074,631	0.00	6.25	6.5	632,662	5,624,143	518,235	1,017,325	2,263,195	800	1,050	3,382,037	43	55	662,804	13,428	2,590,704	427,627	4,417,704	0	123	138	819,532	883,848	158,828,572	5.48
3/13/2021	134,601,912	0	2,075,174	0.00	6.75	7	633,309	5,917,137	539,803	1,017,496	3,000,248	1,350	1,725	3,469,703	68	79	670,861	14,160	2,583,956	433,696	4,581,460	0	155	169	841,297	872,306	161,252,516	5.56
3/20/2021	153,635,044	2299 (\$2.N); 2334 (\$5.N); 2258 (\$10.N); 2338 (\$50.N) - 3/15/2021	2,138,813	0.00	7.25	7.5	660,574	6,077,492	585,590	1,041,571	1,941,969	2,150	200	3,822,961	93	105	729,704	14,823	2,732,965	510,488	4,922,380	0	184	200	899,653	938,876	180,649,913	6.23

