



## SALES SUMMARY

Unaudited

**Year Ending: 8/31/2022**

***Prepared: 9/05/2022***

Texas Lottery Commission  
Fiscal Year to Date Sales Comparison  
Unaudited

Fiscal Year Totals (through 8/31/2022)

| Sales by Game       | FY 2020                 | FY 2021                 | FY 2022                 | \$ Change               |                          | % Change              |                          |
|---------------------|-------------------------|-------------------------|-------------------------|-------------------------|--------------------------|-----------------------|--------------------------|
|                     |                         |                         |                         | FY 2022 to<br>FY 2020   | FY 2022 to<br>FY 2021 to | FY 2022 to<br>FY 2020 | FY 2022 to<br>FY 2021 to |
| Scratch Tickets     | \$ 5,555,813,386        | \$ 6,616,975,019        | \$ 6,727,299,485        | \$ 1,171,486,099        | \$ 110,324,466           | 21.1%                 | 1.7%                     |
| Lotto Texas         | 115,619,713             | 128,969,550             | 124,176,940             | 8,557,227               | -4,792,610               | 7.4%                  | -3.7%                    |
| Lotto Extra         | 31,058,720              | 38,287,597              | 39,599,515              | 8,540,795               | 1,311,918                | 27.5%                 | 3.4%                     |
| Pick 3              | 259,533,484             | 284,908,979             | 272,580,170             | 13,046,686              | -12,328,810              | 5.0%                  | -4.3%                    |
| Pick 3 Fireball     | 20,585,433              | 25,354,244              | 26,171,111              | 5,585,679               | 816,868                  | 27.1%                 | 3.2%                     |
| Cash Five           | 46,457,587              | 51,521,524              | 50,129,759              | 3,672,172               | -1,391,765               | 7.9%                  | -2.7%                    |
| Texas Two Step      | 60,768,383              | 66,588,851              | 65,915,183              | 5,146,801               | -673,668                 | 8.5%                  | -1.0%                    |
| Mega Millions       | 197,147,017             | 323,909,286             | 332,370,547             | 135,223,530             | 8,461,261                | 68.6%                 | 2.6%                     |
| Megaplier           | 33,969,086              | 55,378,819              | 59,227,967              | 25,258,881              | 3,849,148                | 74.4%                 | 7.0%                     |
| MM Just the Jackpot | 797,127                 | 1,298,487               | 1,318,593               | 521,466                 | 20,106                   | 65.4%                 | 1.5%                     |
| Daily 4             | 115,479,042             | 121,722,342             | 123,113,854             | 7,634,812               | 1,391,512                | 6.6%                  | 1.1%                     |
| Daily 4 Fireball    | 16,718,299              | 20,125,099              | 23,686,566              | 6,968,267               | 3,561,467                | 41.7%                 | 17.7%                    |
| Powerball           | 181,897,788             | 279,351,266             | 343,295,717             | 161,397,929             | 63,944,451               | 88.7%                 | 22.9%                    |
| Power Play          | 31,864,904              | 48,877,533              | 62,550,636              | 30,685,732              | 13,673,103               | 96.3%                 | 28.0%                    |
| All or Nothing      | 36,317,815              | 43,934,799              | 45,456,034              | 9,138,219               | 1,521,235                | 25.2%                 | 3.5%                     |
| <b>Total</b>        | <b>\$ 6,704,027,783</b> | <b>\$ 8,107,203,394</b> | <b>\$ 8,296,892,076</b> | <b>\$ 1,592,864,294</b> | <b>\$ 189,688,682</b>    | <b>23.8%</b>          | <b>2.3%</b>              |

**Texas Lottery Commission**  
**Fiscal Year Over Year Change in Sales**  
**Unaudited**  
**FY 2022 Compared to FY 2021**

|      |                        | SCRATCH TICKETS |               |                |                                | DRAW GAMES   |              |                |                                | TOTAL SALES   |               |                |                                |
|------|------------------------|-----------------|---------------|----------------|--------------------------------|--------------|--------------|----------------|--------------------------------|---------------|---------------|----------------|--------------------------------|
| Week | FY 2022<br>Week Ending | FY 2022         | FY 2021       | Difference     | % change -<br>Cumulative Sales | FY 2022      | FY 2021      | Difference     | % change -<br>Cumulative Sales | FY 2022       | FY 2021       | Difference     | % change -<br>Cumulative Sales |
| 1    | 9/4/2021*              | \$73,465,895    | \$88,381,162  | (\$14,915,267) | -16.9%                         | \$19,754,024 | \$22,327,441 | (\$2,573,417)  | -11.5%                         | \$93,219,919  | \$110,708,603 | (\$17,488,684) | -15.8%                         |
| 2    | 9/11/2021              | \$117,404,128   | \$115,145,117 | \$2,259,011    | 2.0%                           | \$30,567,724 | \$25,865,986 | \$4,701,738    | 18.2%                          | \$147,971,852 | \$141,011,103 | \$6,960,749    | 4.9%                           |
| 3    | 9/18/2021              | \$121,522,543   | \$117,098,316 | \$4,424,227    | 3.8%                           | \$34,044,343 | \$25,689,861 | \$8,354,482    | 32.5%                          | \$155,566,886 | \$142,788,177 | \$12,778,709   | 8.9%                           |
| 4    | 9/25/2021              | \$121,751,048   | \$113,153,550 | \$8,597,498    | 7.6%                           | \$33,618,247 | \$24,320,273 | \$9,297,974    | 38.2%                          | \$155,369,295 | \$137,473,823 | \$17,895,472   | 13.0%                          |
| 5    | 10/2/2021              | \$127,128,919   | \$114,375,276 | \$12,753,643   | 11.2%                          | \$41,420,853 | \$23,460,330 | \$17,960,523   | 76.6%                          | \$168,549,772 | \$137,835,606 | \$30,714,166   | 22.3%                          |
| 6    | 10/9/2021              | \$121,962,687   | \$114,802,883 | \$7,159,804    | 6.2%                           | \$31,994,174 | \$21,716,732 | \$10,277,442   | 47.3%                          | \$153,956,861 | \$136,519,615 | \$17,437,246   | 12.8%                          |
| 7    | 10/16/2021             | \$121,035,307   | \$113,280,669 | \$7,754,638    | 6.8%                           | \$23,150,459 | \$20,664,725 | \$2,485,734    | 12.0%                          | \$144,185,766 | \$133,945,394 | \$10,240,372   | 7.6%                           |
| 8    | 10/23/2021             | \$121,223,866   | \$111,745,204 | \$9,478,662    | 8.5%                           | \$23,980,968 | \$21,165,208 | \$2,815,761    | 13.3%                          | \$145,204,834 | \$132,910,412 | \$12,294,423   | 9.3%                           |
| 9    | 10/30/2021             | \$121,466,419   | \$111,272,152 | \$10,194,267   | 9.2%                           | \$22,663,805 | \$22,136,334 | \$527,471      | 2.4%                           | \$144,130,224 | \$133,408,486 | \$10,721,738   | 8.0%                           |
| 10   | 11/6/2021              | \$123,385,510   | \$113,620,007 | \$9,765,503    | 8.6%                           | \$23,377,828 | \$22,606,708 | \$771,120      | 3.4%                           | \$146,763,338 | \$136,226,715 | \$10,536,623   | 7.7%                           |
| 11   | 11/13/2021             | \$124,592,327   | \$109,577,081 | \$15,015,246   | 13.7%                          | \$23,964,090 | \$22,749,434 | \$1,214,656    | 5.3%                           | \$148,556,417 | \$132,326,515 | \$16,229,902   | 12.3%                          |
| 12   | 11/20/2021             | \$129,630,920   | \$114,446,332 | \$15,184,588   | 13.3%                          | \$24,189,686 | \$23,397,417 | \$792,269      | 3.4%                           | \$153,820,606 | \$137,843,749 | \$15,976,857   | 11.6%                          |
| 13   | 11/27/2021             | \$121,428,296   | \$106,113,701 | \$15,314,595   | 14.4%                          | \$24,228,401 | \$23,890,237 | \$338,164      | 1.4%                           | \$145,656,697 | \$130,003,938 | \$15,652,759   | 12.0%                          |
| 14   | 12/4/2021              | \$128,910,581   | \$111,508,837 | \$17,401,744   | 15.6%                          | \$26,157,280 | \$26,132,516 | \$24,764       | 0.1%                           | \$155,067,861 | \$137,641,353 | \$17,426,508   | 12.7%                          |
| 15   | 12/11/2021             | \$127,275,950   | \$111,156,442 | \$16,119,508   | 14.5%                          | \$27,055,024 | \$26,432,394 | \$622,630      | 2.4%                           | \$154,330,974 | \$137,588,836 | \$16,742,138   | 12.2%                          |
| 16   | 12/18/2021             | \$130,658,440   | \$112,212,350 | \$18,446,090   | 16.4%                          | \$28,123,755 | \$27,895,989 | \$227,766      | 0.8%                           | \$158,782,195 | \$140,108,339 | \$18,673,856   | 13.3%                          |
| 17   | 12/25/2021             | \$134,332,326   | \$119,456,586 | \$14,875,740   | 12.5%                          | \$30,887,402 | \$30,653,848 | \$233,554      | 0.8%                           | \$165,219,728 | \$150,110,434 | \$15,109,294   | 10.1%                          |
| 18   | 1/1/2022               | \$143,781,256   | \$127,122,270 | \$16,658,986   | 13.1%                          | \$46,057,933 | \$38,528,413 | \$7,529,520    | 19.5%                          | \$189,839,189 | \$165,650,683 | \$24,188,506   | 14.6%                          |
| 19   | 1/8/2022               | \$134,458,569   | \$133,494,933 | \$963,636      | 0.7%                           | \$47,708,392 | \$57,484,861 | (\$9,776,469)  | -17.0%                         | \$182,166,961 | \$190,979,794 | (\$8,812,833)  | -4.6%                          |
| 20   | 1/15/2022              | \$130,854,390   | \$127,542,833 | \$3,311,557    | 2.6%                           | \$26,705,000 | \$87,788,743 | (\$61,083,743) | -69.6%                         | \$157,559,390 | \$215,331,576 | (\$57,772,186) | -26.8%                         |
| 21   | 1/22/2022              | \$126,399,631   | \$130,328,004 | (\$3,928,373)  | -3.0%                          | \$27,056,221 | \$97,504,542 | (\$70,448,321) | -72.3%                         | \$153,455,852 | \$227,832,546 | (\$74,376,694) | -32.6%                         |
| 22   | 1/29/2022              | \$127,324,026   | \$130,076,595 | (\$2,752,569)  | -2.1%                          | \$27,834,789 | \$24,692,518 | \$3,142,272    | 12.7%                          | \$155,158,815 | \$154,769,113 | \$389,703      | 0.3%                           |
| 23   | 2/5/2022               | \$126,528,959   | \$136,640,103 | (\$10,111,144) | -7.4%                          | \$23,518,047 | \$24,693,211 | (\$1,175,164)  | -4.8%                          | \$150,047,006 | \$161,333,314 | (\$11,286,308) | -7.0%                          |
| 24   | 2/12/2022              | \$132,565,722   | \$124,939,795 | \$7,625,927    | 6.1%                           | \$24,590,558 | \$23,636,934 | \$953,624      | 4.0%                           | \$157,156,280 | \$148,576,729 | \$8,579,551    | 5.8%                           |
| 25   | 2/19/2022              | \$132,003,180   | \$75,402,427  | \$56,600,753   | 75.1%                          | \$23,559,425 | \$13,683,523 | \$9,875,902    | 72.2%                          | \$155,562,605 | \$89,085,950  | \$66,476,655   | 74.6%                          |
| 26   | 2/26/2022              | \$130,903,763   | \$126,573,041 | \$4,330,722    | 3.4%                           | \$24,316,703 | \$23,389,855 | \$926,848      | 4.0%                           | \$155,220,466 | \$149,962,896 | \$5,257,570    | 3.5%                           |
| 27   | 3/5/2022               | \$144,124,385   | \$133,200,697 | \$10,923,688   | 8.2%                           | \$25,610,526 | \$25,627,875 | (\$17,349)     | -0.1%                          | \$169,734,911 | \$158,828,572 | \$10,906,339   | 6.9%                           |
| 28   | 3/12/2022              | \$139,056,015   | \$134,601,912 | \$4,454,103    | 3.3%                           | \$23,673,582 | \$26,650,604 | (\$2,977,023)  | -11.2%                         | \$162,729,597 | \$161,252,516 | \$1,477,081    | 0.9%                           |
| 29   | 3/19/2022              | \$136,794,720   | \$153,635,044 | (\$16,840,324) | -11.0%                         | \$23,344,648 | \$27,014,869 | (\$3,670,221)  | -13.6%                         | \$160,139,368 | \$180,649,913 | (\$20,510,545) | -11.4%                         |
| 30   | 3/26/2022              | \$134,238,655   | \$156,511,371 | (\$22,272,716) | -14.2%                         | \$23,969,257 | \$27,238,714 | (\$3,269,458)  | -12.0%                         | \$158,207,912 | \$183,750,085 | (\$25,542,174) | -13.9%                         |
| 31   | 4/2/2022               | \$138,671,383   | \$158,758,180 | (\$20,086,797) | -12.7%                         | \$24,997,410 | \$25,817,113 | (\$819,703)    | -3.2%                          | \$163,668,793 | \$184,575,293 | (\$20,906,500) | -11.3%                         |
| 32   | 4/9/2022               | \$131,487,411   | \$152,261,121 | (\$20,773,710) | -13.6%                         | \$25,445,741 | \$25,896,084 | (\$450,343)    | -1.7%                          | \$156,933,152 | \$178,157,205 | (\$21,224,053) | -11.9%                         |
| 33   | 4/16/2022              | \$132,169,684   | \$149,946,632 | (\$17,776,948) | -11.9%                         | \$26,316,966 | \$26,330,496 | (\$13,530)     | -0.1%                          | \$158,486,650 | \$176,277,128 | (\$17,790,478) | -10.1%                         |
| 34   | 4/23/2022              | \$128,765,378   | \$147,956,805 | (\$19,191,427) | -13.0%                         | \$29,303,625 | \$26,462,493 | \$2,841,133    | 10.7%                          | \$158,069,003 | \$174,419,298 | (\$16,350,295) | -9.4%                          |
| 35   | 4/30/2022              | \$131,124,620   | \$149,268,466 | (\$18,143,846) | -12.2%                         | \$32,269,084 | \$28,003,294 | \$4,265,791    | 15.2%                          | \$163,393,704 | \$177,271,760 | (\$13,878,056) | -7.8%                          |
| 36   | 5/7/2022               | \$132,440,406   | \$144,423,251 | (\$11,982,845) | -8.3%                          | \$23,807,640 | \$29,055,332 | (\$5,247,692)  | -18.1%                         | \$156,248,046 | \$173,478,583 | (\$17,230,537) | -9.9%                          |
| 37   | 5/14/2022              | \$126,717,376   | \$143,355,893 | (\$16,638,517) | -11.6%                         | \$23,986,338 | \$31,496,103 | (\$7,509,766)  | -23.8%                         | \$150,703,714 | \$174,851,996 | (\$24,148,283) | -13.8%                         |
| 38   | 5/21/2022              | \$138,370,954   | \$141,392,410 | (\$3,021,456)  | -2.1%                          | \$24,758,230 | \$35,173,326 | (\$10,415,096) | -29.6%                         | \$163,129,184 | \$176,565,736 | (\$13,436,552) | -7.6%                          |
| 39   | 5/28/2022              | \$137,931,040   | \$137,051,585 | \$879,455      | 0.6%                           | \$24,771,857 | \$25,478,731 | (\$706,874)    | -2.8%                          | \$162,702,897 | \$162,530,316 | \$172,581      | 0.1%                           |
| 40   | 6/4/2022               | \$134,270,237   | \$138,140,582 | (\$3,870,345)  | -2.8%                          | \$25,322,690 | \$25,330,096 | (\$7,406)      | 0.0%                           | \$159,592,927 | \$163,470,678 | (\$3,877,751)  | -2.4%                          |
| 41   | 6/11/2022              | \$130,068,755   | \$131,984,128 | (\$1,915,373)  | -1.5%                          | \$26,377,217 | \$21,831,386 | \$4,545,832    | 20.8%                          | \$156,445,972 | \$153,815,514 | \$2,630,459    | 1.7%                           |
| 42   | 6/18/2022              | \$127,666,392   | \$129,880,069 | (\$2,213,677)  | -1.7%                          | \$27,328,191 | \$21,982,398 | \$5,345,793    | 24.3%                          | \$154,994,583 | \$151,862,467 | \$3,132,116    | 2.1%                           |

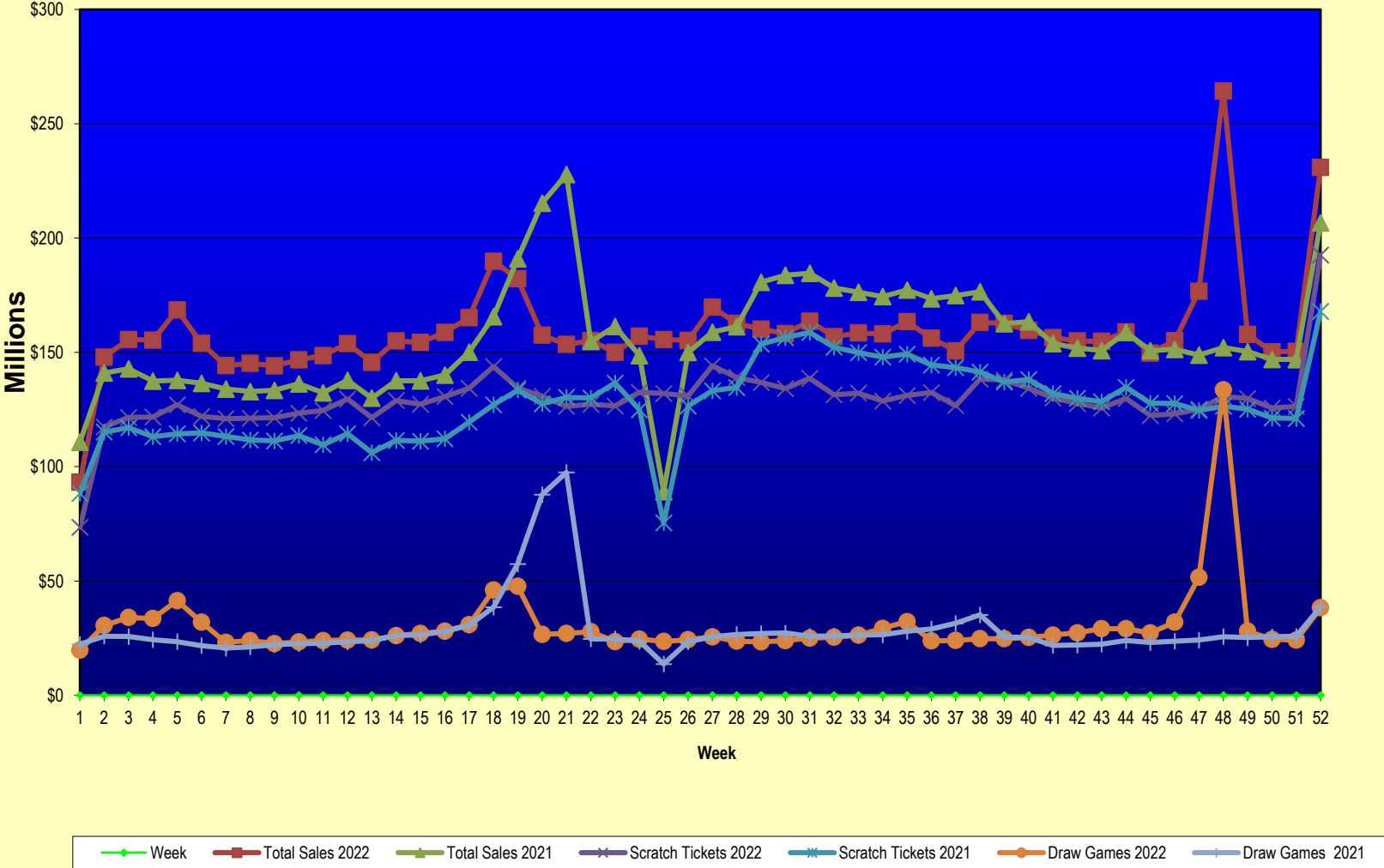
**Texas Lottery Commission**  
**Fiscal Year Over Year Change in Sales**  
**Unaudited**  
**FY 2022 Compared to FY 2021**

|                         |             | SCRATCH TICKETS |                 |               |                             | DRAW GAMES      |                 |               |                             | TOTAL SALES     |                 |               |                             |
|-------------------------|-------------|-----------------|-----------------|---------------|-----------------------------|-----------------|-----------------|---------------|-----------------------------|-----------------|-----------------|---------------|-----------------------------|
| FY 2022                 |             | FY 2022         | FY 2021         | Difference    | % change - Cumulative Sales | FY 2022         | FY 2021         | Difference    | % change - Cumulative Sales | FY 2022         | FY 2021         | Difference    | % change - Cumulative Sales |
| Week                    | Week Ending |                 |                 |               |                             |                 |                 |               |                             |                 |                 |               |                             |
| 43                      | 6/25/2022   | \$125,712,115   | \$128,432,805   | (\$2,720,690) | -2.1%                       | \$29,158,630    | \$22,386,397    | \$6,772,233   | 30.3%                       | \$154,870,745   | \$150,819,202   | \$4,051,543   | 2.7%                        |
| 44                      | 7/2/2022    | \$129,846,487   | \$134,775,705   | (\$4,929,218) | -3.7%                       | \$29,131,632    | \$23,967,723    | \$5,163,909   | 21.5%                       | \$158,978,119   | \$158,743,428   | \$234,691     | 0.1%                        |
| 45                      | 7/9/2022    | \$122,397,597   | \$127,718,775   | (\$5,321,178) | -4.2%                       | \$27,312,076    | \$23,105,336    | \$4,206,740   | 18.2%                       | \$149,709,673   | \$150,824,111   | (\$1,114,438) | -0.7%                       |
| 46                      | 7/16/2022   | \$123,108,736   | \$127,681,286   | (\$4,572,550) | -3.6%                       | \$31,993,516    | \$23,671,929    | \$8,321,588   | 35.2%                       | \$155,102,252   | \$151,353,215   | \$3,749,038   | 2.5%                        |
| 47                      | 7/23/2022   | \$125,198,823   | \$124,610,457   | \$588,366     | 0.5%                        | \$51,611,547    | \$24,186,190    | \$27,425,357  | 113.4%                      | \$176,810,370   | \$148,796,647   | \$28,013,723  | 18.8%                       |
| 48                      | 7/30/2022   | \$130,696,142   | \$126,437,509   | \$4,258,633   | 3.4%                        | \$133,603,658   | \$25,623,636    | \$107,980,023 | 421.4%                      | \$264,299,800   | \$152,061,145   | \$112,238,656 | 73.8%                       |
| 49                      | 8/6/2022    | \$129,834,021   | \$125,100,277   | \$4,733,744   | 3.8%                        | \$28,039,361    | \$25,280,445    | \$2,758,917   | 10.9%                       | \$157,873,382   | \$150,380,722   | \$7,492,661   | 5.0%                        |
| 50                      | 8/13/2022   | \$125,714,094   | \$121,350,965   | \$4,363,129   | 3.6%                        | \$24,490,464    | \$25,593,011    | (\$1,102,547) | -4.3%                       | \$150,204,558   | \$146,943,976   | \$3,260,583   | 2.2%                        |
| 51                      | 8/20/2022   | \$126,311,160   | \$121,080,932   | \$5,230,228   | 4.3%                        | \$24,109,824    | \$25,800,409    | (\$1,690,586) | -6.6%                       | \$150,420,984   | \$146,881,341   | \$3,539,643   | 2.4%                        |
| 52                      | 8/27/2022   | \$124,953,004   | \$118,866,934   | \$6,086,070   | 5.1%                        | \$24,960,195    | \$28,610,926    | (\$3,650,731) | -12.8%                      | \$149,913,199   | \$147,477,860   | \$2,435,340   | 1.7%                        |
|                         | 8/31/2022** | \$67,635,237    | \$49,085,562    | \$18,549,675  | 37.8%                       | \$13,373,565    | \$10,105,437    | \$3,268,128   | 32.3%                       | \$81,008,802    | \$59,190,999    | \$21,817,803  | 36.9%                       |
| Total thru Current Week |             | \$6,727,299,485 | \$6,616,975,019 | \$110,324,466 | 1.7%                        | \$1,569,592,591 | \$1,490,228,375 | \$79,364,216  | 5.3%                        | \$8,296,892,076 | \$8,107,203,394 | \$189,688,682 | 2.3%                        |
| Fiscal Year Total       |             | \$6,727,299,485 | \$6,616,975,019 |               |                             | \$1,569,592,591 | \$1,490,228,375 |               |                             | \$8,296,892,076 | \$8,107,203,394 |               |                             |

\* FY 22 includes 4 days; FY 21 includes 5 days

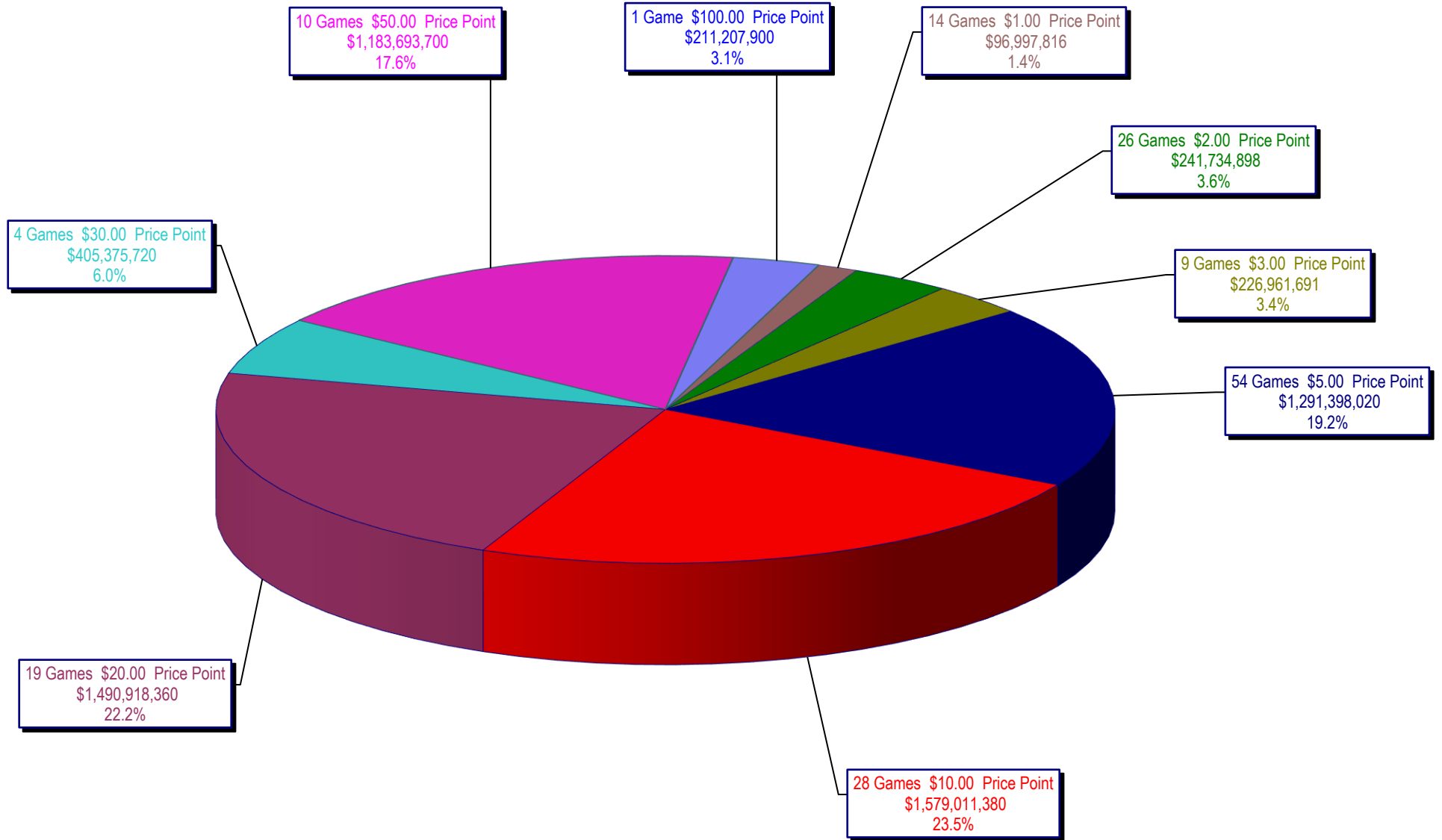
\*\* FY 22 includes 4 days; FY 21 includes 3 days

### Texas Lottery Commission Fiscal Year Over Year Change in Sales

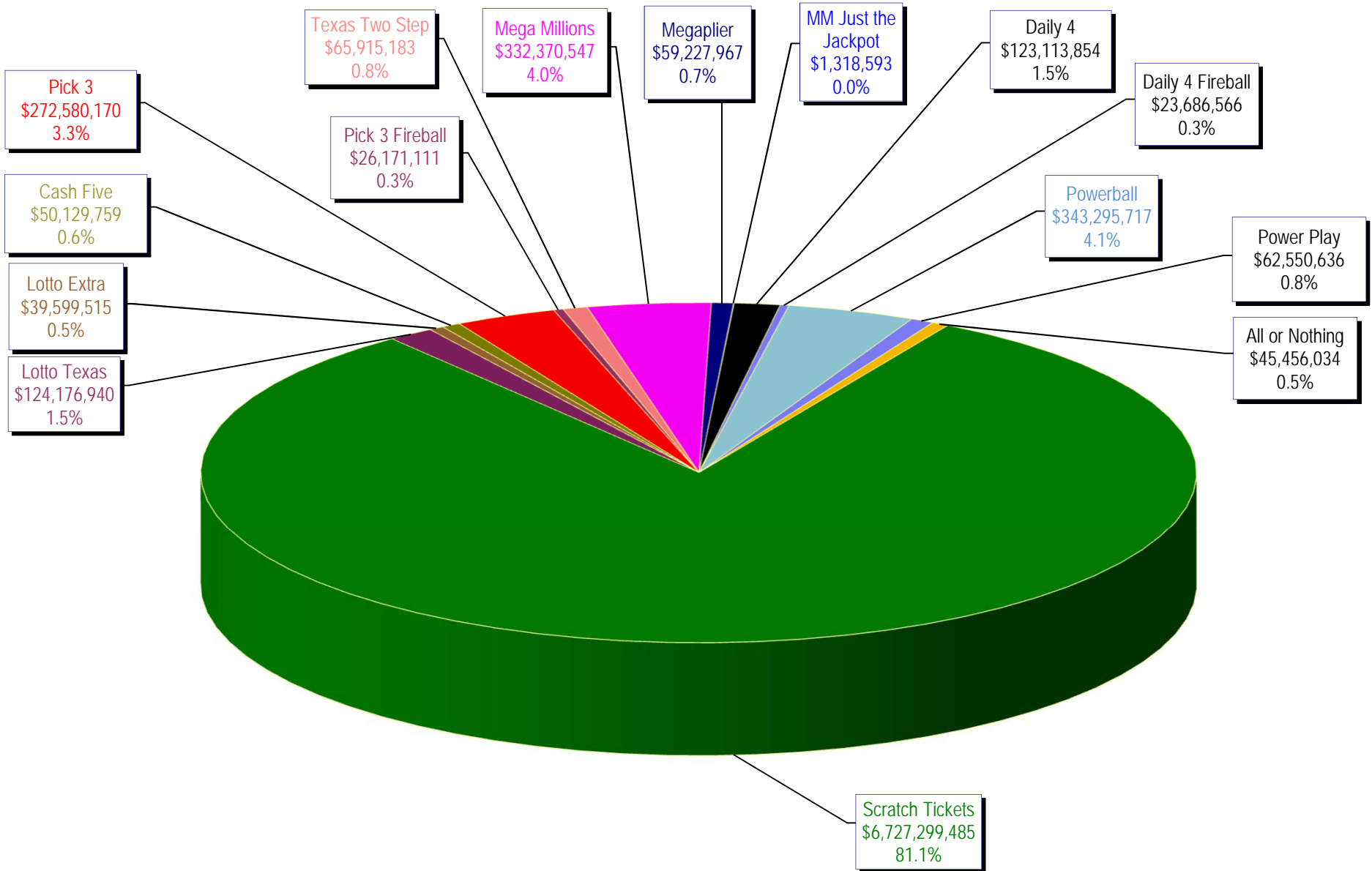


Note: Report is prepared on a Fiscal Year basis.  
 FY21 week 1 includes sales for 5 days and week 52 includes sales for 10 days.  
 FY22 week 1 includes sales for 4 days and week 52 includes sales for 11 days.

Texas Lottery Commission  
Scratch Ticket Sales  
For Year Ending 8/31/2022  
(Unaudited)



**Texas Lottery Commission**  
**All Game Sales**  
**For Year Ending 8/31/2022**  
**(Unaudited)**



Texas Lottery Commission - Weekly Sales Summary for FY 2022 (Unaudited)

| Week Ended | Scratch Tickets | New Games & Dates   | Lotto Texas | M     | Jackpot W | S     | Lotto Extra | Pick 3    | Pick 3 Fireball | Cash Five | Texas Two Step | Jackpot M | TH    | Mega Millions | Jackpot T | F   | Megaplier | MM Just the Jackpot | Daily 4   | Daily 4 Fireball | Powerball  | M   | Jackpot W | S   | Power Play | All or Nothing | Total       | Per Cap. |
|------------|-----------------|---|-------------|-------|-----------|-------|-------------|-----------|-----------------|-----------|----------------|-----------|-------|---------------|-----------|-----|-----------|---------------------|-----------|------------------|------------|-----|-----------|-----|------------|----------------|-------------|----------|
| 9/04/2021* | 122,551,457     | 0   | 2,545,350   | 13.25 | 13.75     | 14.5  | 793,875     | 5,504,774 | 487,479         | 967,924   | 917,303        | 200       | 200   | 5,801,277     | 306       | 323 | 1,012,448 | 20,982              | 2,287,473 | 402,608          | 7,047,518  | 332 | 345       | 367 | 1,231,128  | 839,322        | 152,410,918 | 5.19     |
| 9/11/2021  | 117,404,128     | 2351 (\$1.N); 2352 (\$5.N); 2353 (\$10.N); 2354 (\$20.N) 09/07/2021                         | 2,588,975   | 14.75 | 15.25     | 16.0  | 813,917     | 5,326,186 | 461,769         | 945,434   | 1,068,530      | 225       | 350   | 6,023,598     | 345       | 368 | 1,035,070 | 21,267              | 2,209,956 | 380,752          | 7,565,116  | 375 | 388       | 409 | 1,314,342  | 812,812        | 147,971,852 | 5.04     |
| 9/18/2021  | 121,522,543     | 0   | 2,867,148   | 16.25 | 16.75     | 17.0  | 889,630     | 5,253,330 | 466,681         | 952,821   | 1,589,517      | 525       | 675   | 6,932,804     | 383       | 405 | 1,163,829 | 25,323              | 2,207,513 | 387,515          | 8,964,496  | 416 | 432       | 457 | 1,531,841  | 811,896        | 155,566,886 | 5.30     |
| 9/25/2021  | 121,751,048     | 2355 (\$2.N); 2356 (\$10.N) 09/20/2021  | 2,855,413   | 17.5  | 18        | 18.75 | 885,506     | 5,085,184 | 445,038         | 943,820   | 1,269,968      | 950       | 200   | 5,253,062     | 432       | 20  | 923,281   | 19,479              | 2,135,889 | 364,426          | 10,798,775 | 472 | 490       | 523 | 1,818,847  | 819,560        | 155,369,295 | 5.29     |
| 10/2/2021  | 127,128,919     | 0   | 3,117,135   | 19.25 | 20        | 20.75 | 957,693     | 5,241,747 | 473,324         | 972,453   | 913,726        | 225       | 200   | 3,655,660     | 22        | 34  | 698,677   | 15,336              | 2,258,636 | 402,083          | 18,767,152 | 545 | 570       | 635 | 3,083,060  | 864,172        | 168,549,772 | 5.74     |
| 10/9/2021  | 121,962,687     | 2327 (\$3.N); 2379 (\$5.N); 2345 (\$20.N) 10/04/2021  | 2,335,573   | 5     | 5.25      | 5.5   | 725,359     | 5,235,510 | 476,311         | 965,788   | 1,094,254      | 225       | 350   | 3,600,594     | 45        | 60  | 679,198   | 16,839              | 2,221,288 | 403,702          | 11,443,024 | 685 | 20        | 31  | 1,946,343  | 850,392        | 153,956,861 | 5.24     |
| 10/16/2021 | 121,035,307     | 0   | 2,219,190   | 5.75  | 6         | 6.25  | 686,736     | 5,072,637 | 471,235         | 944,893   | 1,603,687      | 525       | 700   | 3,450,112     | 73        | 84  | 654,744   | 14,151              | 2,215,035 | 416,404          | 3,848,946  | 38  | 50        | 60  | 763,659    | 789,030        | 144,185,766 | 4.91     |
| 10/23/2021 | 121,223,866     | 2318 (\$2.N); 2342 (\$5.N); 2360 (\$5.N); 2344 (\$50.N) 10/18/2021; 2341 (\$5.N) 10/22/2021 | 2,194,577   | 6.5   | 6.75      | 7     | 678,396     | 5,005,838 | 468,781         | 938,938   | 2,062,303      | 925       | 1,225 | 3,633,956     | 94        | 108 | 678,107   | 14,133              | 2,226,214 | 462,326          | 4,047,814  | 65  | 73        | 86  | 788,330    | 781,256        | 145,204,834 | 4.95     |
| 10/30/2021 | 121,466,419     | 0   | 2,209,574   | 7.25  | 7.5       | 7.75  | 687,928     | 5,104,856 | 483,071         | 948,836   | 942,301        | 200       | 225   | 2,771,972     | 20        | 22  | 547,132   | 11,127              | 2,222,450 | 423,103          | 4,622,920  | 93  | 102       | 116 | 874,857    | 813,678        | 144,130,224 | 4.91     |
| 11/6/2021  | 123,385,510     | 2296 (\$1.N); 2361 (\$1.N); 2362 (\$3.N); 2363 (\$5.N); 2364 (\$10.N) 11/01/2021            | 2,289,094   | 8     | 8.25      | 8.5   | 711,717     | 5,188,859 | 481,994         | 958,458   | 1,009,534      | 350       | 200   | 2,824,532     | 26        | 36  | 557,329   | 11,643              | 2,271,135 | 428,925          | 4,914,166  | 123 | 132       | 146 | 917,962    | 812,480        | 146,763,338 | 5.00     |
| 11/13/2021 | 124,592,327     | 0   | 2,256,160   | 8.75  | 9         | 9.25  | 709,341     | 5,264,262 | 492,477         | 948,999   | 1,106,596      | 225       | 350   | 2,900,270     | 45        | 53  | 564,162   | 11,670              | 2,330,101 | 436,790          | 5,174,870  | 151 | 160       | 173 | 957,703    | 810,690        | 148,556,417 | 5.06     |
| 11/20/2021 | 129,630,920     | 2365 (\$2.N); 2319 (\$5.N); 2367 (\$20.N) - 11/15/2021                                      | 2,275,632   | 9.5   | 9.75      | 10    | 719,007     | 5,152,620 | 480,979         | 944,831   | 1,072,005      | 500       | 200   | 2,985,733     | 63        | 74  | 578,414   | 11,802              | 2,260,887 | 425,131          | 5,469,506  | 180 | 190       | 205 | 1,000,526  | 812,614        | 153,820,606 | 5.24     |
| 11/27/2021 | 121,428,296     | 0   | 2,315,143   | 10.25 | 10.5      | 10.75 | 733,873     | 5,080,475 | 475,740         | 901,730   | 826,530        | 225       | 200   | 3,038,216     | 83        | 94  | 582,969   | 12,180              | 2,203,736 | 408,793          | 5,818,680  | 213 | 224       | 243 | 1,058,800  | 771,536        | 145,656,697 | 4.96     |
| 12/4/2021  | 128,910,581     | 0   | 2,424,732   | 11    | 11.25     | 11.5  | 762,264     | 5,341,636 | 499,490         | 962,393   | 1,074,871      | 225       | 325   | 3,497,316     | 102       | 112 | 659,456   | 13,872              | 2,306,129 | 433,273          | 6,255,300  | 253 | 264       | 278 | 1,117,683  | 808,866        | 155,067,861 | 5.28     |
| 12/11/2021 | 127,275,950     | 2368 (\$5.N); 2348 (\$10.N) - 12/06/2021  | 2,393,662   | 11.75 | 12        | 12.25 | 753,303     | 5,312,512 | 489,077         | 948,758   | 1,399,506      | 475       | 675   | 3,639,196     | 122       | 135 | 676,627   | 13,716              | 2,343,742 | 442,865          | 6,671,809  | 280 | 291       | 307 | 1,176,730  | 793,522        | 154,330,974 | 5.26     |
| 12/18/2021 | 130,658,440     | 2325 (\$2.N) - 12/13/2021   | 2,482,012   | 12.5  | 12.75     | 13    | 784,326     | 5,348,219 | 501,639         | 952,783   | 927,190        | 200       | 225   | 3,864,014     | 148       | 160 | 710,693   | 14,961              | 2,383,879 | 451,431          | 7,550,738  | 320 | 333       | 353 | 1,324,101  | 827,770        | 158,782,195 | 5.41     |
| 12/25/2021 | 134,332,326     | 2370 (\$2.N); 2371 (\$5.N); 2333 (\$10.N); 2358 (\$50.N) - 12/20/2021                       | 2,583,398   | 13.5  | 13.75     | 14.5  | 805,304     | 5,402,469 | 501,636         | 936,787   | 976,240        | 350       | 200   | 4,457,468     | 171       | 187 | 804,477   | 16,350              | 2,425,508 | 456,989          | 9,146,610  | 363 | 378       | 400 | 1,553,369  | 820,798        | 165,219,728 | 5.63     |
| 1/1/2022   | 143,781,256     | 0   | 3,054,907   | 14.75 | 15.25     | 16.25 | 974,062     | 5,334,260 | 499,340         | 1,003,119 | 1,144,524      | 225       | 325   | 6,515,372     | 201       | 221 | 1,146,055 | 23,649              | 2,390,436 | 447,102          | 19,340,444 | 416 | 441       | 500 | 3,301,587  | 883,078        | 189,839,189 | 6.47     |
| 1/8/2022   | 134,458,569     | 2372 (\$1.N); 2373 (\$3.N); 2374 (\$5.N); 2375 (\$10.N); 2376 (\$20.N) - 1/03/2022          | 2,476,871   | 5     | 5.25      | 5.5   | 798,851     | 5,172,993 | 503,883         | 990,527   | 1,075,811      | 500       | 200   | 6,901,130     | 253       | 278 | 1,202,491 | 27,456              | 2,268,367 | 422,369          | 21,414,615 | 540 | 630       | 20  | 3,520,244  | 932,784        | 182,166,961 | 6.20     |
| 1/15/2022  | 130,854,390     | 0   | 2,196,004   | 5.75  | 6         | 6.25  | 702,521     | 5,107,174 | 502,808         | 955,737   | 1,076,537      | 225       | 350   | 6,478,770     | 300       | 325 | 1,126,796 | 24,975              | 2,263,004 | 419,158          | 4,182,481  | 27  | 38        | 48  | 822,664    | 846,372        | 157,559,390 | 5.37     |
| 1/22/2022  | 126,399,631     | 2329 (\$2.N); 2419 (\$2.N) - 1/17/2022  | 2,180,868   | 6.5   | 6.75      | 7     | 698,313     | 4,939,272 | 480,505         | 941,764   | 1,434,838      | 500       | 700   | 6,678,880     | 347       | 376 | 1,131,194 | 26,382              | 2,227,928 | 425,710          | 4,224,578  | 53  | 62        | 76  | 825,369    | 840,620        | 153,455,852 | 5.23     |
| 1/29/2022  | 127,324,026     | 0   | 2,250,549   | 7.25  | 7.5       | 7.75  | 722,235     | 4,900,414 | 479,094         | 950,541   | 866,017        | 200       | 200   | 7,372,728     | 396       | 421 | 1,245,069 | 27,174              | 2,212,199 | 410,678          | 4,643,833  | 82  | 91        | 104 | 893,863    | 860,396        | 155,158,815 | 5.28     |
| 2/5/2022   | 126,528,959     | 0   | 2,324,504   | 8     | 8.25      | 8.5   | 740,763     | 4,968,856 | 481,679         | 944,144   | 844,400        | 225       | 200   | 2,980,621     | 20        | 22  | 586,342   | 12,669              | 2,222,117 | 420,517          | 5,162,000  | 113 | 123       | 137 | 979,558    | 849,878        | 150,047,006 | 5.11     |
| 2/12/2022  | 132,565,722     | 2357 (\$5.N); 2433 (\$10.N); 2380 (\$10.N) - 2/07/2022                                      | 2,356,602   | 8.75  | 9         | 9.25  | 752,595     | 5,121,998 | 489,692         | 980,831   | 1,102,238      | 225       | 325   | 3,071,760     | 31        | 42  | 609,297   | 13,719              | 2,249,589 | 415,305          | 5,522,624  | 147 | 158       | 172 | 1,038,452  | 865,856        | 157,156,280 | 5.35     |
| 2/19/2022  | 132,003,180     | 0   | 2,141,014   | 9.5   | 5         | 5.25  | 691,833     | 5,136,586 | 505,821         | 977,902   | 1,604,200      | 475       | 675   | 3,213,811     | 53        | 64  | 626,854   | 13,656              | 2,318,931 | 452,407          | 4,169,830  | 183 | 20        | 31  | 825,441    | 881,140        | 155,562,605 | 5.30     |
| 2/26/2022  | 130,903,763     | 2382 (\$5.N); 2411 (\$20.N) - 2/21/2022<br>2425 (\$5.N) - 2/23/2022                         | 2,119,469   | 5.5   | 5.75      | 6     | 684,087     | 5,156,288 | 521,758         | 965,429   | 2,332,113      | 900       | 1,200 | 3,603,274     | 75        | 87  | 688,011   | 15,885              | 2,345,314 | 466,501          | 3,782,156  | 37  | 45        | 58  | 763,672    | 872,746        | 155,220,466 | 5.29     |
| 3/5/2022   | 144,124,385     | 0   | 2,230,769   | 6.25  | 6.5       | 6.75  | 722,238     | 5,887,506 | 599,928         | 1,014,426 | 1,641,352      | 1,500     | 200   | 3,902,043     | 102       | 113 | 736,957   | 17,157              | 2,568,577 | 531,444          | 4,019,072  | 65  | 73        | 85  | 804,637    | 934,420        | 169,734,911 | 5.78     |
| 3/12/2022  | 139,056,015     | 2384 (\$1.N); 2366 (\$5.N); 2378 (\$50.N) - 3/07/2022                                       | 2,076,212   | 5     | 5.25      | 5.5   | 676,266     | 5,551,894 | 546,064         | 989,609   | 950,544        | 225       | 200   | 3,208,920     | 126       | 20  | 622,557   | 13,773              | 2,450,326 | 482,625          | 4,338,224  | 90  | 99        | 112 | 847,471    | 919,098        | 162,729,597 | 5.54     |
| 3/19/2022  | 136,794,720     | 0   | 2,082,103   | 5.75  | 6         | 6.25  | 676,894     | 5,329,133 | 515,677         | 971,461   | 1,147,065      | 225       | 350   | 2,691,705     | 22        | 29  | 541,020   | 12,372              | 2,354,179 | 452,460          | 4,781,317  | 124 | 133       | 147 | 912,309    | 876,954        | 160,139,368 | 5.45     |



