



*SALES SUMMARY*

Unaudited

**Year Ending: 8/31/2023**

***Prepared: 9/04/2023***

**Texas Lottery Commission  
Fiscal Year to Date Sales Comparison  
Unaudited**

**Fiscal Year Totals (through 8/31/2023)**

Sales by Game	FY 2021*	FY 2022**	FY 2023	\$ Change		% Change	
				FY 2023 to FY 2021	FY 2023 to FY 2022 to	FY 2023 to FY 2021	FY 2023 to FY 2022 to
Scratch Tickets	\$ 6,616,975,019	\$ 6,727,299,485	\$ 6,729,290,260	\$ 112,315,241	\$ 1,990,775	1.7%	0.0%
Lotto Texas	128,969,550	124,176,940	190,604,030	61,634,480	66,427,090	47.8%	53.5%
Lotto Extra	38,287,597	39,599,515	52,603,528	14,315,931	13,004,013	37.4%	32.8%
Pick 3	284,908,979	272,580,170	267,951,438	-16,957,542	-4,628,732	-6.0%	-1.7%
Pick 3 Fireball	25,354,244	26,171,111	27,631,365	2,277,121	1,460,254	9.0%	5.6%
Cash Five	51,521,524	50,129,759	51,165,488	-356,036	1,035,729	-0.7%	2.1%
Texas Two Step	66,588,851	65,915,183	63,298,462	-3,290,389	-2,616,721	-4.9%	-4.0%
Mega Millions	323,909,286	332,370,547	442,347,662	118,438,376	109,977,115	36.6%	33.1%
Megaplier	55,378,819	59,227,967	81,969,872	26,591,053	22,741,905	48.0%	38.4%
MM Just the Jackpot	1,298,487	1,318,593	1,474,137	175,650	155,544	13.5%	11.8%
Daily 4	121,722,342	123,113,854	124,331,201	2,608,859	1,217,347	2.1%	1.0%
Daily 4 Fireball	20,125,099	23,686,566	24,491,710	4,366,611	805,144	21.7%	3.4%
Powerball	279,351,266	343,295,717	519,392,569	240,041,303	176,096,852	85.9%	51.3%
Power Play	48,877,533	62,550,636	97,311,989	48,434,456	34,761,353	99.1%	55.6%
All or Nothing	43,934,799	45,456,034	51,786,702	7,851,903	6,330,668	17.9%	13.9%
<b>Total</b>	<b>\$ 8,107,203,394</b>	<b>\$ 8,296,892,076</b>	<b>\$ 8,725,650,412</b>	<b>\$ 618,447,018</b>	<b>\$ 428,758,336</b>	<b>7.6%</b>	<b>5.2%</b>

**Texas Lottery Commission**  
**Fiscal Year Over Year Change in Sales**  
**Unaudited**  
**FY 2023 Compared to FY 2022**

		SCRATCH TICKETS				DRAW GAMES				TOTAL SALES			
FY 2023		FY 2023	FY 2022	Difference	% change - Cumulative Sales	FY 2023	FY 2022	Difference	% change - Cumulative Sales	FY 2023	FY 2022	Difference	% change - Cumulative Sales
Week	Week Ending												
1	9/3/2022*	\$59,864,056	\$73,465,895	(\$13,601,839)	-18.5%	\$12,762,710	\$19,754,024	(\$6,991,314)	-35.4%	\$72,626,766	\$93,219,919	(\$20,593,153)	-22.1%
2	9/10/2022	\$120,501,630	\$117,404,128	\$3,097,502	2.6%	\$24,647,158	\$30,567,724	(\$5,920,566)	-19.4%	\$145,148,788	\$147,971,852	(\$2,823,064)	-1.9%
3	9/17/2022	\$121,755,487	\$121,522,543	\$232,944	0.2%	\$25,823,942	\$34,044,343	(\$8,220,401)	-24.1%	\$147,579,429	\$155,566,886	(\$7,987,457)	-5.1%
4	9/24/2022	\$120,099,401	\$121,751,048	(\$1,651,647)	-1.4%	\$26,359,797	\$33,618,247	(\$7,258,450)	-21.6%	\$146,459,198	\$155,369,295	(\$8,910,097)	-5.7%
5	10/1/2022	\$125,323,123	\$127,128,919	(\$1,805,796)	-1.4%	\$27,923,098	\$41,420,853	(\$13,497,755)	-32.6%	\$153,246,221	\$168,549,772	(\$15,303,551)	-9.1%
6	10/8/2022	\$127,162,182	\$121,962,687	\$5,199,495	4.3%	\$29,192,379	\$31,994,174	(\$2,801,795)	-8.8%	\$156,354,561	\$153,956,861	\$2,397,700	1.6%
7	10/15/2022	\$124,858,888	\$121,035,307	\$3,823,581	3.2%	\$32,714,985	\$23,150,459	\$9,564,526	41.3%	\$157,573,873	\$144,185,766	\$13,388,107	9.3%
8	10/22/2022	\$124,123,288	\$121,223,866	\$2,899,422	2.4%	\$30,228,913	\$23,980,968	\$6,247,945	26.1%	\$154,352,201	\$145,204,834	\$9,147,367	6.3%
9	10/29/2022	\$124,664,414	\$121,466,419	\$3,197,995	2.6%	\$51,451,925	\$22,663,805	\$28,788,120	127.0%	\$176,116,339	\$144,130,224	\$31,986,115	22.2%
10	11/5/2022	\$130,564,295	\$123,385,510	\$7,178,785	5.8%	\$130,071,730	\$23,377,828	\$106,693,902	456.4%	\$260,636,025	\$146,763,338	\$113,872,687	77.6%
11	11/12/2022	\$125,975,136	\$124,592,327	\$1,382,809	1.1%	\$79,522,011	\$23,964,090	\$55,557,921	231.8%	\$205,497,147	\$148,556,417	\$56,940,730	38.3%
12	11/19/2022	\$126,256,926	\$129,630,920	(\$3,373,994)	-2.6%	\$26,419,204	\$24,189,686	\$2,229,519	9.2%	\$152,676,130	\$153,820,606	(\$1,144,476)	-0.7%
13	11/26/2022	\$118,113,088	\$121,428,296	(\$3,315,208)	-2.7%	\$25,156,447	\$24,228,401	\$928,047	3.8%	\$143,269,535	\$145,656,697	(\$2,387,162)	-1.6%
14	12/3/2022	\$123,893,014	\$128,910,581	(\$5,017,567)	-3.9%	\$27,636,806	\$26,157,280	\$1,479,526	5.7%	\$151,529,820	\$155,067,861	(\$3,538,041)	-2.3%
15	12/10/2022	\$122,961,661	\$127,275,950	(\$4,314,289)	-3.4%	\$27,612,493	\$27,055,024	\$557,470	2.1%	\$150,574,154	\$154,330,974	(\$3,756,820)	-2.4%
16	12/17/2022	\$125,411,864	\$130,658,440	(\$5,246,576)	-4.0%	\$28,618,652	\$28,123,755	\$494,897	1.8%	\$154,030,516	\$158,782,195	(\$4,751,679)	-3.0%
17	12/24/2022	\$128,542,216	\$134,332,326	(\$5,790,110)	-4.3%	\$31,843,485	\$30,887,402	\$956,083	3.1%	\$160,385,701	\$165,219,728	(\$4,834,027)	-2.9%
18	12/31/2022	\$140,490,134	\$143,781,256	(\$3,291,122)	-2.3%	\$45,788,139	\$46,057,933	(\$269,794)	-0.6%	\$186,278,273	\$189,839,189	(\$3,560,916)	-1.9%
19	1/7/2023	\$136,749,859	\$134,458,569	\$2,291,290	1.7%	\$60,156,630	\$47,708,392	\$12,448,238	26.1%	\$196,906,489	\$182,166,961	\$14,739,528	8.1%
20	1/14/2023	\$135,623,611	\$130,854,390	\$4,769,221	3.6%	\$89,577,192	\$26,705,000	\$62,872,192	235.4%	\$225,200,803	\$157,559,390	\$67,641,413	42.9%
21	1/21/2023	\$132,683,417	\$126,399,631	\$6,283,786	5.0%	\$31,496,601	\$27,056,221	\$4,440,380	16.4%	\$164,180,018	\$153,455,852	\$10,724,166	7.0%
22	1/28/2023	\$131,666,658	\$127,324,026	\$4,342,632	3.4%	\$33,010,505	\$27,834,789	\$5,175,716	18.6%	\$164,677,163	\$155,158,815	\$9,518,348	6.1%
23	2/4/2023	\$125,434,757	\$126,528,959	(\$1,094,202)	-0.9%	\$35,485,741	\$23,518,047	\$11,967,694	50.9%	\$160,920,498	\$150,047,006	\$10,873,492	7.2%
24	2/11/2023	\$135,016,081	\$132,565,722	\$2,450,359	1.8%	\$31,105,415	\$24,590,558	\$6,514,857	26.5%	\$166,121,496	\$157,156,280	\$8,965,216	5.7%
25	2/18/2023	\$134,818,743	\$132,003,180	\$2,815,563	2.1%	\$26,655,983	\$23,559,425	\$3,096,558	13.1%	\$161,474,726	\$155,562,605	\$5,912,121	3.8%
26	2/25/2023	\$136,252,327	\$130,903,763	\$5,348,564	4.1%	\$27,961,344	\$24,316,703	\$3,644,641	15.0%	\$164,213,671	\$155,220,466	\$8,993,205	5.8%
27	3/4/2023	\$142,406,081	\$144,124,385	(\$1,718,304)	-1.2%	\$29,593,236	\$25,610,526	\$3,982,711	15.6%	\$171,999,317	\$169,734,911	\$2,264,407	1.3%
28	3/11/2023	\$138,137,807	\$139,056,015	(\$918,208)	-0.7%	\$28,554,021	\$23,673,582	\$4,880,439	20.6%	\$166,691,828	\$162,729,597	\$3,962,231	2.4%
29	3/18/2023	\$137,152,270	\$136,794,720	\$357,550	0.3%	\$28,741,934	\$23,344,648	\$5,397,287	23.1%	\$165,894,204	\$160,139,368	\$5,754,837	3.6%
30	3/25/2023	\$137,487,217	\$134,238,655	\$3,248,562	2.4%	\$29,782,813	\$23,969,257	\$5,813,557	24.3%	\$167,270,030	\$158,207,912	\$9,062,119	5.7%
31	4/1/2023	\$139,775,264	\$138,671,383	\$1,103,881	0.8%	\$32,144,744	\$24,997,410	\$7,147,334	28.6%	\$171,920,008	\$163,668,793	\$8,251,215	5.0%
32	4/8/2023	\$139,715,002	\$131,487,411	\$8,227,591	6.3%	\$32,524,745	\$25,445,741	\$7,079,004	27.8%	\$172,239,747	\$156,933,152	\$15,306,595	9.8%
33	4/15/2023	\$136,238,448	\$132,169,684	\$4,068,764	3.1%	\$38,094,234	\$26,316,966	\$11,777,268	44.8%	\$174,332,682	\$158,486,650	\$15,846,032	10.0%
34	4/22/2023	\$134,368,184	\$128,765,378	\$5,602,806	4.4%	\$53,465,618	\$29,303,625	\$24,161,993	82.5%	\$187,833,802	\$158,069,003	\$29,764,799	18.8%
35	4/29/2023	\$136,494,447	\$131,124,620	\$5,369,827	4.1%	\$23,302,074	\$32,269,084	(\$8,967,011)	-27.8%	\$159,796,521	\$163,393,704	(\$3,597,184)	-2.2%
36	5/6/2023	\$138,630,301	\$132,440,406	\$6,189,895	4.7%	\$24,144,165	\$23,807,640	\$336,525	1.4%	\$162,774,466	\$156,248,046	\$6,526,420	4.2%
37	5/13/2023	\$135,810,888	\$126,717,376	\$9,093,512	7.2%	\$24,252,558	\$23,986,338	\$266,220	1.1%	\$160,063,446	\$150,703,714	\$9,359,732	6.2%
38	5/20/2023	\$132,970,513	\$138,370,954	(\$5,400,441)	-3.9%	\$24,785,120	\$24,758,230	\$26,890	0.1%	\$157,755,633	\$163,129,184	(\$5,373,551)	-3.3%
39	5/27/2023	\$131,404,006	\$137,931,040	(\$6,527,034)	-4.7%	\$25,026,866	\$24,771,857	\$255,009	1.0%	\$156,430,872	\$162,702,897	(\$6,272,026)	-3.9%
40	6/3/2023	\$130,371,617	\$134,270,237	(\$3,898,620)	-2.9%	\$25,992,060	\$25,322,690	\$669,370	2.6%	\$156,363,677	\$159,592,927	(\$3,229,251)	-2.0%
41	6/10/2023	\$127,029,947	\$130,068,755	(\$3,038,808)	-2.3%	\$26,617,863	\$26,377,217	\$240,646	0.9%	\$153,647,810	\$156,445,972	(\$2,798,163)	-1.8%
42	6/17/2023	\$123,222,493	\$127,666,392	(\$4,443,899)	-3.5%	\$27,430,253	\$27,328,191	\$102,062	0.4%	\$150,652,746	\$154,994,583	(\$4,341,838)	-2.8%

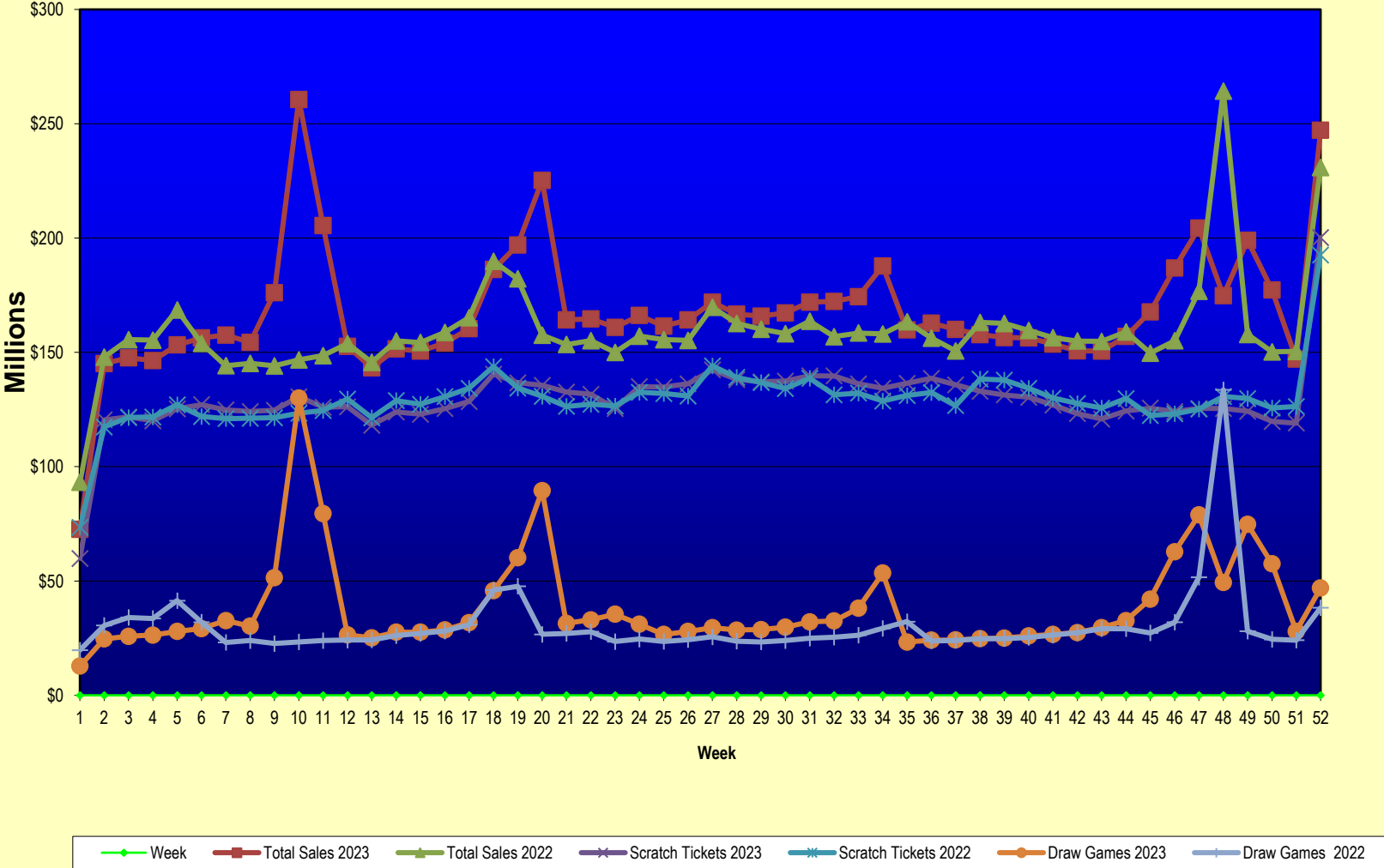
**Texas Lottery Commission**  
**Fiscal Year Over Year Change in Sales**  
**Unaudited**  
**FY 2023 Compared to FY 2022**

		SCRATCH TICKETS				DRAW GAMES				TOTAL SALES			
FY 2023		FY 2023	FY 2022	Difference	% change - Cumulative Sales	FY 2023	FY 2022	Difference	% change - Cumulative Sales	FY 2023	FY 2022	Difference	% change - Cumulative Sales
Week	Week Ending												
43	6/24/2023	\$120,916,477	\$125,712,115	(\$4,795,638)	-3.8%	\$29,623,767	\$29,158,630	\$465,138	1.6%	\$150,540,244	\$154,870,745	(\$4,330,501)	-2.8%
44	7/1/2023	\$124,353,242	\$129,846,487	(\$5,493,245)	-4.2%	\$32,695,830	\$29,131,632	\$3,564,198	12.2%	\$157,049,072	\$158,978,119	(\$1,929,048)	-1.2%
45	7/8/2023	\$125,626,401	\$122,397,597	\$3,228,804	2.6%	\$42,088,277	\$27,312,076	\$14,776,201	54.1%	\$167,714,678	\$149,709,673	\$18,005,005	12.0%
46	7/15/2023	\$124,153,252	\$123,108,736	\$1,044,516	0.8%	\$62,805,046	\$31,993,516	\$30,811,530	96.3%	\$186,958,298	\$155,102,252	\$31,856,046	20.5%
47	7/22/2023	\$125,448,615	\$125,198,823	\$249,792	0.2%	\$78,906,399	\$51,611,547	\$27,294,852	52.9%	\$204,355,014	\$176,810,370	\$27,544,644	15.6%
48	7/29/2023	\$125,446,091	\$130,696,142	(\$5,250,051)	-4.0%	\$49,317,844	\$133,603,658	(\$84,285,815)	-63.1%	\$174,763,935	\$264,299,800	(\$89,535,866)	-33.9%
49	8/5/2023	\$124,237,124	\$129,834,021	(\$5,596,897)	-4.3%	\$74,806,538	\$28,039,361	\$46,767,177	166.8%	\$199,043,662	\$157,873,382	\$41,170,280	26.1%
50	8/12/2023	\$119,776,199	\$125,714,094	(\$5,937,895)	-4.7%	\$57,508,648	\$24,490,464	\$33,018,184	134.8%	\$177,284,847	\$150,204,558	\$27,080,289	18.0%
51	8/19/2023	\$119,072,163	\$126,311,160	(\$7,238,997)	-5.7%	\$27,982,437	\$24,109,824	\$3,872,614	16.1%	\$147,054,600	\$150,420,984	(\$3,366,384)	-2.2%
52	8/26/2023	\$117,986,952	\$124,953,004	(\$6,966,052)	-5.6%	\$27,968,452	\$24,960,195	\$3,008,257	12.1%	\$145,955,404	\$149,913,199	(\$3,957,796)	-2.6%
	8/31/2023**	\$82,253,003	\$67,635,237	\$14,617,766	21.6%	\$18,981,337	\$13,373,565	\$5,607,772	41.9%	\$101,234,340	\$81,008,802	\$20,225,538	25.0%
Total thru Current Week		\$6,729,290,260	\$6,727,299,485	\$1,990,775	0.0%	\$1,996,360,152	\$1,569,592,591	\$426,767,561	27.2%	\$8,725,650,412	\$8,296,892,076	\$428,758,336	5.2%
Fiscal Year Total		\$6,729,290,260	\$6,727,299,485			\$1,996,360,152	\$1,569,592,591			\$8,725,650,412	\$8,296,892,076		

\* FY 23 includes 3 days; FY 22 includes 4 days

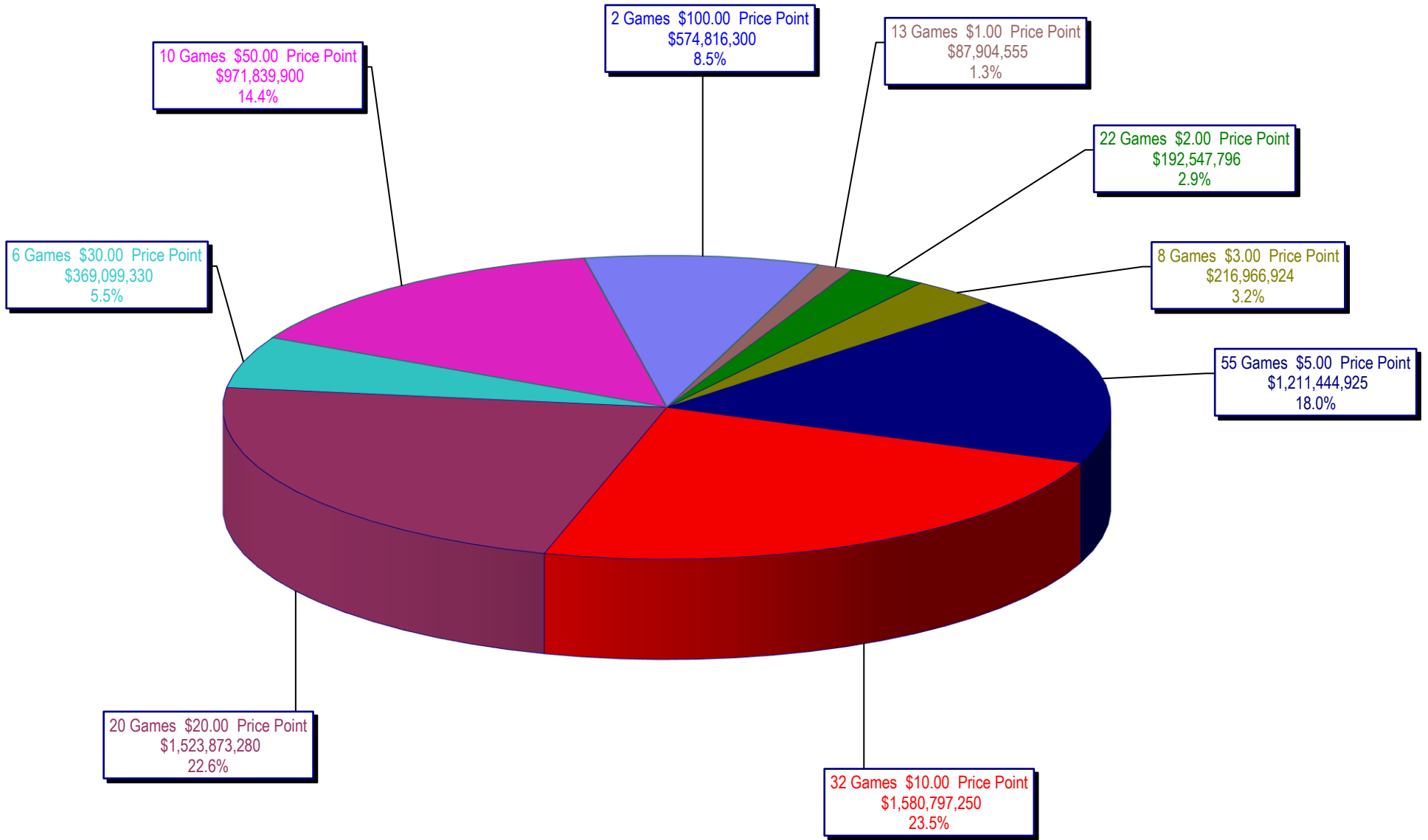
\*\* FY 23 includes 5 days; FY 22 includes 4 days

### Texas Lottery Commission Fiscal Year Over Year Change in Sales

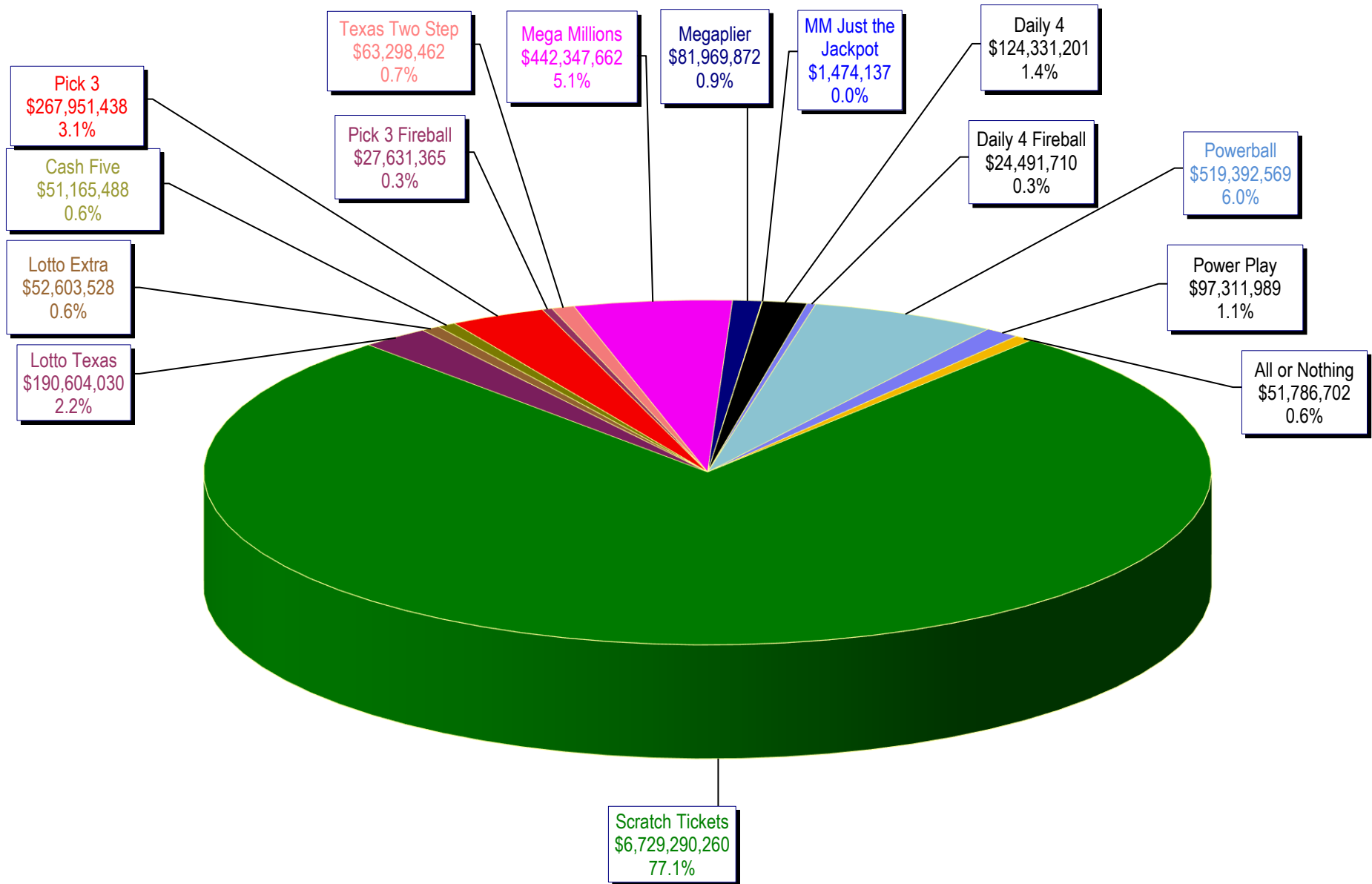


Note: Report is prepared on a Fiscal Year basis.  
 FY22 week 1 includes sales for 4 days and week 52 includes sales for 11 days.  
 FY23 week 1 includes sales for 3 days and week 52 includes sales for 12 days.

Texas Lottery Commission  
Scratch Ticket Sales  
For Year Ending 8/31/2023  
(Unaudited)



**Texas Lottery Commission  
All Game Sales  
For Year Ending 8/31/2023  
(Unaudited)**





Texas Lottery Commission - Weekly Sales Summary for FY 2023 (Unaudited)

Week Ended	Scratch Tickets	New Games & Dates	Lotto Texas	M	Jackpot W	S	Lotto Extra	Pick 3	Pick 3 Fireball	Cash Five	Texas Two Step	Jackpot TH	Mega Millions	Jackpot F	Megaplier	MM Just the Jackpot	Daily 4	Daily 4 Fireball	Powerball	M	Jackpot W	S	Power Play	All or Nothing	Total	Per Cap.		
9/3/2022*	127,499,293	0	2,558,866	14	14.5	15.25	823,692	5,215,592	535,105	980,278	1,955,836	750	1,000	4,301,897	153	169	827,993	17,058	2,408,081	466,718	4,267,054	124	134	148	850,478	927,628	153,635,568	5.20
9/10/2022	120,501,630	2439 (\$1.N); 2440 (\$5.N); 2441 (\$10.N); 2442 (\$20.N) - 9/06/2022	2,547,499	16	16.5	17.25	817,596	5,010,278	503,186	929,324	903,719	200	200	4,360,980	191	210	823,405	17,496	2,254,310	434,697	4,303,954	159	170	186	841,929	898,786	145,148,788	4.92
9/17/2022	121,755,487	0	2,607,732	17.5	18.25	19	838,817	4,956,110	485,958	929,573	1,137,369	225	350	4,745,642	231	256	889,037	18,438	2,256,114	433,864	4,720,510	193	206	225	913,409	891,370	147,579,429	5.00
9/24/2022	120,099,401	2443 (\$2.N); 2434 (\$20.N) - 9/19/2022	2,059,231	5	5.25	5.5	692,529	4,825,210	469,810	923,140	1,696,556	525	725	5,161,506	277	301	960,299	20,160	2,197,930	425,403	5,067,650	238	251	270	976,168	884,206	146,459,198	4.96
10/1/2022	125,323,123	0	2,144,731	5.75	6	6.25	716,958	5,012,988	489,899	947,266	1,397,888	1,025	200	5,730,580	325	355	1,045,721	22,548	2,285,363	431,835	5,674,482	285	300	322	1,078,677	944,163	153,246,221	5.19
10/8/2022	127,162,182	2444 (\$5.N); 2422 (\$10.N) - 10/03/2022	2,199,468	6.5	6.75	7	733,492	4,992,034	478,304	966,733	1,160,029	225	350	6,434,630	380	410	1,155,663	25,683	2,278,134	428,641	6,234,116	336	353	378	1,171,879	933,574	156,354,561	5.30
10/15/2022	124,858,888	0	2,279,545	7.25	7.5	7.75	755,585	4,945,639	471,474	939,288	1,496,669	525	725	7,678,592	445	494	1,361,924	27,684	2,228,079	429,530	7,757,992	401	420	454	1,428,227	914,758	157,573,873	5.34
10/22/2022	124,123,288	2446 (\$2.N); 2431 (\$3.N); 2447 (\$5.N) - 10/17/2022	2,273,268	8	8.25	8.5	755,071	4,787,884	458,235	928,657	933,002	200	225	3,269,518	20	30	658,301	12,975	2,217,685	422,965	10,646,186	480	508	580	1,945,021	920,146	154,352,201	5.23
10/29/2022	124,664,414	0	2,559,733	8.75	9	9.5	873,388	4,793,301	473,837	947,392	1,285,567	350	500	4,332,761	45	64	856,434	17,364	2,237,757	434,676	26,982,026	625	700	825	4,717,208	940,482	176,116,339	5.96
11/5/2022	130,564,295	0	3,315,379	10	10.5	11.5	1,155,107	5,042,982	511,750	1,021,639	1,045,738	200	225	6,935,070	87	119	1,364,283	31,791	2,346,529	455,411	90,241,434	1	1.2	1.6	15,390,704	1,213,914	260,636,025	8.83
11/12/2022	125,975,136	2449 (\$1.N); 2450 (\$3.N); 2451 (\$5.N); 2452 (\$10.N) - 11/07/2022	2,969,620	12.25	13.25	14	1,016,241	5,006,242	499,786	996,455	1,379,888	375	550	6,517,092	154	189	1,287,464	30,696	2,333,947	455,922	47,738,450	1.9	2.0	4.7	8,175,233	1,114,976	205,497,147	6.96
11/19/2022	126,256,926	0	2,562,688	14.25	14.75	15.25	854,809	4,997,930	495,875	964,290	962,333	200	225	5,219,146	207	238	1,015,758	19,791	2,309,806	453,634	4,570,185	59.0	76	93	958,592	1,034,368	152,676,130	5.17
11/26/2022	118,113,088	0	2,534,552	15.75	16.25	16.75	848,363	4,775,427	470,220	922,474	910,163	350	200	5,250,528	259	284	1,005,466	19,716	2,262,552	427,795	3,945,006	20.0	30	48	828,829	955,358	143,269,535	4.85
12/3/2022	123,893,014	0	2,639,848	17.25	17.75	18.75	871,811	5,213,154	537,040	974,965	1,100,691	225	325	6,093,040	305	333	1,157,525	23,160	2,504,872	500,751	4,157,222	56.0	65	81	873,618	989,110	151,529,820	5.13
12/10/2022	122,961,661	2454 (\$5.N); 2432 (\$5.N); 2410 (\$10.N) - 12/05/2022	2,642,393	19	19.25	19.75	860,521	5,091,623	512,997	948,890	1,035,397	475	200	6,196,958	354	379	1,154,594	23,238	2,447,283	473,330	4,356,517	89.0	100	116	901,645	967,107	150,574,154	5.10
12/17/2022	125,411,864	0	2,789,230	20.25	20.75	21.5	900,557	4,917,000	480,706	950,436	885,980	225	200	6,979,386	400	429	1,252,972	24,684	2,476,752	466,443	4,606,668	124.0	134	149	942,886	944,952	154,030,516	5.22
12/24/2022	128,542,216	2453 (\$2.N); 2456 (\$5.N); 2460 (\$20.N) - 12/19/2022	2,904,520	22	22.75	24	945,911	4,937,573	479,773	957,992	1,070,720	225	350	8,821,446	465	510	1,552,635	28,935	2,424,676	466,615	5,270,291	158	170	186	1,052,568	929,831	160,385,701	5.43
12/31/2022	140,490,134	0	3,212,825	24.5	25.25	26.5	1,051,604	5,223,946	518,639	1,001,773	1,433,001	500	700	17,839,244	565	685	3,131,695	51,069	2,477,046	482,407	7,023,236	201	215	246	1,377,459	964,196	186,278,273	6.31
1/7/2023	136,749,859	2461 (\$1.N); 2462 (\$3.N); 2463 (\$5.N); 2464 (\$10.N); 2465 (\$20.N) - 1/02/2023	3,375,157	27.25	28	28.75	1,114,326	5,057,054	499,557	995,815	962,460	200	225	29,337,492	785	940	5,079,828	85,242	2,389,754	451,324	8,199,740	265	291	325	1,600,349	1,008,534	196,906,489	6.67
1/14/2023	135,623,611	0	3,746,560	29.25	29.75	30.75	1,242,203	5,130,357	530,720	1,022,148	1,442,397	350	525	51,149,154	1.1	1.35	8,857,974	145,428	2,384,814	459,804	10,416,083	340	360	404	2,022,189	1,027,362	225,200,803	7.63
1/21/2023	132,683,417	2469 (\$2.N); 2459 (\$5.N); 2455 (\$50.N) - 1/16/2023	3,541,574	31.25	32.25	33	1,148,822	5,032,619	513,429	976,351	1,194,001	700	200	3,843,074	20	20	778,498	15,309	2,334,485	453,639	8,958,828	416	439	473	1,727,966	978,006	164,180,018	5.56
1/28/2023	131,666,658	0	3,556,243	33.5	34.75	35.5	1,155,043	5,010,655	517,237	960,194	1,134,523	225	350	3,634,650	31	20	749,715	13,230	2,297,171	442,062	10,581,322	502	526	572	2,012,410	946,052	164,677,163	5.58
2/4/2023	125,434,757	0	3,383,874	36	36.75	37.5	1,120,209	4,998,509	526,721	935,899	1,518,549	500	650	3,464,652	31	20	721,773	13,563	2,260,764	441,182	12,780,656	613	653	700	2,408,371	911,020	160,920,498	5.45
2/11/2023	135,016,081	2497 (\$5.N); 2510 (\$10.N); 2421 (\$10.N) - 2/08/2023	3,941,560	38	39.5	41	1,263,766	5,183,436	540,950	1,003,692	1,296,687	900	200	3,725,358	31	50	761,746	13,800	2,291,977	438,888	8,100,522	747	20	34	1,564,054	978,980	166,121,496	5.63
2/18/2023	134,818,743	0	3,914,246	41.75	42.5	44	1,250,763	5,193,263	545,690	989,430	1,159,039	225	350	3,806,634	67	84	772,242	13,170	2,375,456	470,967	4,308,094	45	57	73	904,323	952,666	161,474,726	5.47
2/25/2023	136,252,327	2427 (\$2.N); 2471 (\$5.N); 2468 (\$30.N) - 2/20/2023	3,994,723	45.25	46.25	47.25	1,275,435	5,208,969	550,967	981,707	1,106,038	525	200	4,254,405	104	126	846,244	14,052	2,401,510	475,369	4,855,892	87	100	119	996,197	999,836	164,213,671	5.56
3/4/2023	142,406,081	0	4,180,092	48	48.75	50.25	1,332,013	5,628,249	609,352	1,019,292	1,155,058	225	350	4,461,538	145	167	880,361	15,159	2,575,057	528,723	5,157,212	131	143	161	1,053,436	997,696	171,999,317	5.82
3/11/2023	138,137,807	2507 (\$1.N); 2389 (\$5.N); 2413 (\$10.N); 2435 (\$50.N) - 3/06/2023	4,374,936	51	51.5	53	1,394,579	5,374,138	580,531	1,004,554	1,534,245	525	750	4,929,342	188	203	961,440	17,235	2,503,639	505,820	3,636,836	20	31	45	772,249	964,477	166,691,828	5.65
3/18/2023	137,152,270	0	4,410,675	53.25	53.5	54	1,422,715	5,547,782	596,385	992,017	952,893	200	225	5,183,782	229	254	993,739	17,958	2,549,840	517,028	3,792,200	52	63	78	804,297	960,624	165,894,204	5.62
3/25/2023	137,487,217	2503 (\$2.N); 2477 (\$5.N); 2475 (\$20.N) - 3/20/2023	4,435,255	54.5	55.5	57.5	1,386,403	5,438,408	615,560	970,805	1,378,316	350	525	5,545,319	272	302	1,051,445	18,846	2,524,953	513,386	4,119,938	86	96	112	860,016	924,164	167,270,030	5.66



