

Lotto Texas Jackpot Estimation Worksheet

Monday Date	Draw #	Advance	Sunday	Monday	Total Draw Sales	Monday Advertised Jackpot	Mon % of Total Draw Sales	% Change from Monday rolling to Wednesday	Wednesday Date	Draw #	Advance	Tuesday	Wednesday	Total Draw Sales	Wednesday Advertised Jackpot	Wed % of Total Draw Sales	% Change from Wednesday rolling to Saturday	Saturday Date	Draw #	Advance	Thursday	Friday	Saturday	Total Draw Sales	Saturday Advertised Jackpot	Sat % of Total Draw Sales	% Change from Saturday rolling to Monday
10/31/2022	3190	81,359	156,240	545,910	783,509	10.00 M	69.7%	38.1%	11/02/2022	3191	92,322	249,902	739,611	1,081,835	10.50 M	68.4%	32.8%	11/05/2022	3192	94,868	211,506	348,804	781,322	1,436,500	11.50 M	54.4%	-35.2%
11/07/2022	3193	87,041	184,481	658,788	930,310	12.25 M	70.8%	-1.8%	11/09/2022	3194	96,887	214,630	601,908	913,425	13.25 M	65.9%	24.6%	11/12/2022	3195	92,106	178,193	239,983	627,409	1,137,691	14.00 M	55.1%	-46.2%
11/14/2022	3196	82,970	137,860	391,800	612,630	14.25 M	64.0%	40.2%	11/16/2022	3197	90,127	199,866	569,040	859,033	14.75 M	66.2%	27.6%	11/19/2022	3198	91,608	165,310	250,544	588,237	1,095,699	15.25 M	53.7%	-44.4%
11/21/2022	3199	83,316	135,509	390,764	609,589	15.75 M	64.1%	51.9%	11/23/2022	3200	90,162	232,314	603,473	925,949	16.25 M	65.2%	10.2%	11/26/2022	3201	92,907	99,739	238,763	589,062	1,020,471	16.75 M	57.7%	-38.0%
11/28/2022	3202	78,395	143,251	411,359	633,005	17.25 M	65.0%	35.5%	11/30/2022	3203	88,481	202,079	567,350	857,910	17.75 M	66.1%	31.8%	12/03/2022	3204	89,414	167,191	255,979	617,911	1,130,495	18.75 M	54.7%	-43.6%
12/05/2022	3205	82,188	141,739	413,638	637,565	19.00 M	64.9%	37.2%	12/07/2022	3206	91,380	208,500	575,157	875,037	19.25 M	65.7%	29.3%	12/10/2022	3207	91,983	168,165	258,372	612,993	1,131,513	19.75 M	54.2%	-39.5%
12/12/2022	3208	83,200	149,043	452,687	684,930	20.25 M	66.1%	34.0%	12/14/2022	3209	93,200	215,809	608,729	917,738	20.75 M	66.3%	29.7%	12/17/2022	3210	93,336	182,175	269,057	645,527	1,190,095	21.50 M	54.2%	-42.3%
12/19/2022	3211	86,047	151,591	449,284	686,922	22.00 M	65.4%	39.6%	12/21/2022	3212	95,261	242,498	621,452	959,211	22.75 M	64.8%	33.1%	12/24/2022	3213	99,378	239,174	291,383	646,855	1,276,790	24.00 M	50.7%	-47.5%
12/26/2022	3214	86,536	96,949	486,469	669,954	24.50 M	72.6%	52.7%	12/28/2022	3215	91,440	284,050	647,318	1,022,808	25.25 M	63.3%	47.7%	12/31/2022	3216	98,113	222,096	379,560	811,160	1,510,929	26.50 M	53.7%	-47.6%
01/02/2023	3217	90,623	156,533	544,045	791,201	27.25 M	68.8%	41.5%	01/04/2023	3218	95,492	311,510	712,215	1,119,217	28.00 M	63.6%	36.9%	01/07/2023	3219	99,545	234,642	399,953	798,001	1,532,141	28.75 M	52.1%	-41.0%
01/09/2023	3220	91,223	193,701	618,382	903,306	29.25 M	68.5%	36.6%	01/11/2023	3221	100,201	360,760	772,736	1,233,697	29.75 M	62.6%	36.3%	01/14/2023	3222	101,244	265,044	498,540	817,296	1,682,124	30.75 M	48.6%	-47.3%
01/16/2023	3223	94,185	190,087	601,871	886,143	31.25 M	67.9%	33.7%	01/18/2023	3224	98,993	291,210	794,979	1,185,182	32.25 M	67.1%	31.1%	01/21/2023	3225	99,446	245,316	366,987	842,382	1,554,131	33.00 M	54.2%	-40.9%
01/23/2023	3226	90,187	193,617	634,689	918,493	33.50 M	69.1%	26.0%	01/25/2023	3227	100,596	246,908	810,094	1,157,598	34.75 M	70.0%	34.5%	01/28/2023	3228	98,818	241,408	364,654	852,658	1,557,538	35.50 M	54.7%	-42.2%
01/30/2023	3229	91,559	191,576	617,155	900,290	36.00 M	68.6%	8.0%	02/01/2023	3230	100,576	237,491	634,220	972,287	36.75 M	65.2%	58.0%	02/04/2023	3231	90,822	215,169	373,299	857,072	1,536,362	37.50 M	55.8%	-36.9%
02/06/2023	3232	92,551	209,290	666,958	968,799	38.00 M	68.8%	32.0%	02/08/2023	3233	102,067	301,010	875,254	1,278,331	39.50 M	68.5%	31.8%	02/11/2023	3234	98,904	265,237	386,868	934,180	1,685,189	41.00 M	55.4%	-40.3%
02/13/2023	3235	93,246	215,173	698,251	1,006,670	41.75 M	69.4%	28.4%	02/15/2023	3236	103,407	305,295	884,063	1,292,765	42.50 M	68.4%	25.2%	02/18/2023	3237	102,007	247,270	374,625	894,734	1,618,636	44.00 M	55.3%	-38.1%
02/20/2023	3238	94,610	215,795	691,399	1,001,804	45.25 M	69.0%	28.0%	02/22/2023	3239	104,731	305,729	872,278	1,282,738	46.25 M	68.0%	33.8%	02/25/2023	3240	104,211	259,775	379,132	972,724	1,715,842	47.25 M	56.7%	-37.8%
02/27/2023	3241	96,521	230,760	740,262	1,067,543	48.00 M	69.3%	26.1%	03/01/2023	3242	106,269	323,588	916,114	1,345,971	48.75 M	68.1%	36.2%	03/04/2023	3243	105,266	266,466	490,236	971,311	1,833,279	50.25 M	53.0%	-38.2%
03/06/2023	3244	97,159	239,522	795,789	1,132,470	51.00 M	70.3%	25.4%	03/08/2023	3245	109,222	329,329	981,650	1,420,201	51.50 M	69.1%	34.5%	03/11/2023	3246	107,405	262,212	557,573	983,043	1,910,233	53.00 M	51.5%	-40.8%
03/13/2023	3247	100,968	239,579	790,497	1,131,044	53.25 M	69.9%	31.6%	03/15/2023	3248	111,125	322,187	1,054,848	1,488,160	53.50 M	70.9%	28.4%	03/18/2023	3249	109,056	260,853	591,678	949,333	1,910,920	54.00 M	49.7%	-40.9%
03/20/2023	3250	101,226	236,892	790,994	1,129,112	54.50 M	70.1%	25.4%	03/22/2023	3251	111,014	318,178	986,759	1,415,951	55.50 M	69.7%	42.8%	03/25/2023	3252	108,833	266,013	708,188	938,867	2,021,901	57.75 M	46.4%	-45.4%
03/27/2023	3253	102,338	225,947	774,801	1,103,086	58.00 M	70.2%	24.9%	03/29/2023	3254	109,677	314,618	953,899	1,378,194	59.00 M	69.2%	123.3%	04/01/2023	3255	107,355	259,825	1,700,276	1,010,019	3,077,475	61.00 M	32.8%	-62.7%
04/03/2023	3256	103,301	230,339	815,585	1,149,225	61.50 M	71.0%	23.8%	04/05/2023	3257	111,607	332,082	978,853	1,422,542	62.75 M	68.8%	31.8%	04/08/2023	3258	109,849	272,820	462,965	1,029,518	1,875,152	63.25 M	54.9%	-12.6%
04/10/2023	3259	102,807	397,707	1,138,460	1,638,974	63.75 M	69.5%	-10.9%	04/12/2023	3260	111,867	341,913	1,006,290	1,460,070	65.00 M	68.9%	405.9%	04/15/2023	3261	110,072	1,100,071	2,698,458	3,477,784	7,386,385	68.75 M	47.1%	-83.2%
04/17/2023	3262	104,078	247,791	885,657	1,237,526	72.00 M	71.6%	28.1%	04/19/2023	3263	113,965	360,334	1,110,532	1,584,831	73.00 M	70.1%	2006.8%	04/22/2023	3264	200,887	6,945,753	11,242,305	15,000,000	33,388,945	95.00 M	44.9%	

Est Sales: Saturday		Est Draw Sales: Monday	
44.8%	45.8%	-96.2%	-94.6%
14,924,361	15,538,998	1,268,780	1,803,003

\*Estimated Support for Jackpot Prize \$95,878,447  
 Less: Current Advertised Jackpot \$95,000,000  
 Possible funds added to prize 878,447 Over

Estimated Cash Value \$57,547,856

If there is no jackpot prize ticket sold in tonight's drawing:





	low	high
Estimated Total Draw Sales for the Current Roll Cycle	\$143,513,687	\$143,513,687
Estimated Sales for Next Draw	\$1,269,000	\$1,803,000
Estimated Total Draw Sales for the Roll Cycle	\$144,782,687	\$145,316,687
**Estimated Support for the Jackpot Prize In the Next Draw	\$96,726,239	\$97,082,993

Monday Prospective Jackpot	\$96,000,000
Possible funds added to prize	\$726,239
Estimated Cash Value	\$58,153,622
Monday Prospective Jackpot	\$96,250,000
Possible funds added to prize	\$476,239
Estimated Cash Value	\$58,305,064
Monday Prospective Jackpot	\$96,500,000
Possible funds added to prize	\$226,239
Estimated Cash Value	\$58,456,506

If a Jackpot Prize ticket is sold in tonight's drawing

Current Interest Factor	1.6508	Next Advertised Jackpot	5.00 M
Previous Draw Factor	1.6508	Cash Value	3.02 M

Approval for Estimated Jackpot Amount to Advertise

96.00 M Jackpot Amount	 Kelly Stuckey Controller	4/22/23 11:15 AM Date
96.00 M Jackpot Amount	 Robert Tironi Lottery Operations Director	4/22/23 11:20 AM Date
96.00 M Jackpot Amount	 Ryan Mindell Deputy Executive Director	4/22/23 11:59 AM Date
96.00 M Jackpot Amount	 Gary Grief Executive Director	4/22/23 12:17 PM Date

Estimated Support for Jackpot Prize = (Est. total draw sales in the roll cycle) x (Jackpot prize is 40.47% of draw sales) \* (int factor)  
 \*Estimated total draw sales may be adjusted to include promotional wagers associated with this game.  
 \*\*If additional funds are required, funds will be taken from the State Lottery Account as identified in Government Code, § 466.355